

GRABER | DELIGHT IN EVERY DETAIL



Graber 1" Vinyl Blinds English/US Price Guide

CORDLESS VINYL BLINDS

Product Information Guide

How to Measure

Inside Mount	2
Outside Mount	2

Cordless Vinyl Blinds

Product Detail	3
Size Considerations	3

NOTE: For orders of 50 blinds or more, please call customer service for estimated delivery time.



OCTOBER 2020

How to Measure Cordless Vinyl Blinds

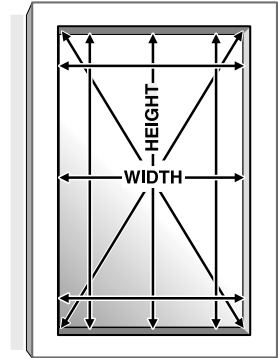
Measure each window individually as size variances are common. Record width first, then height (also referred to as length) to the nearest $\frac{1}{8}$ ". Measure width from left to right, height from top to bottom, using a steel tape measure. Do not use a cloth tape.

Inside Mount

Inside mount blinds are installed inside the window casing. **Window casing must be at least the listed depths for inside mount blinds.**

Type of Blind	Minimum Depth Mount (inches)	Depth Needed for Full Recess (inches)
Vinyl	$\frac{3}{4}$	$1\frac{3}{4}$

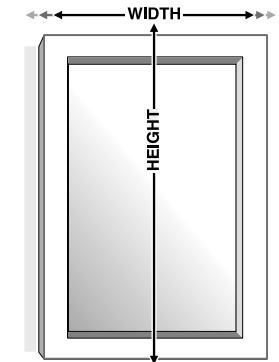
1. Measure the exact inside width of the window casing from one inside edge to the other in three different places. Record the narrowest measurement.
2. Measure the exact height in three different places from top edge of opening to top of sill. Record the longest measurement.
3. Measure the window diagonally in two places as shown. If the two diagonal dimensions are not equal, we recommend an outside mount application for optimal function and aesthetics.
4. Do not take deductions. Allowances are made at the factory to ensure a perfect fit.



Outside Mount

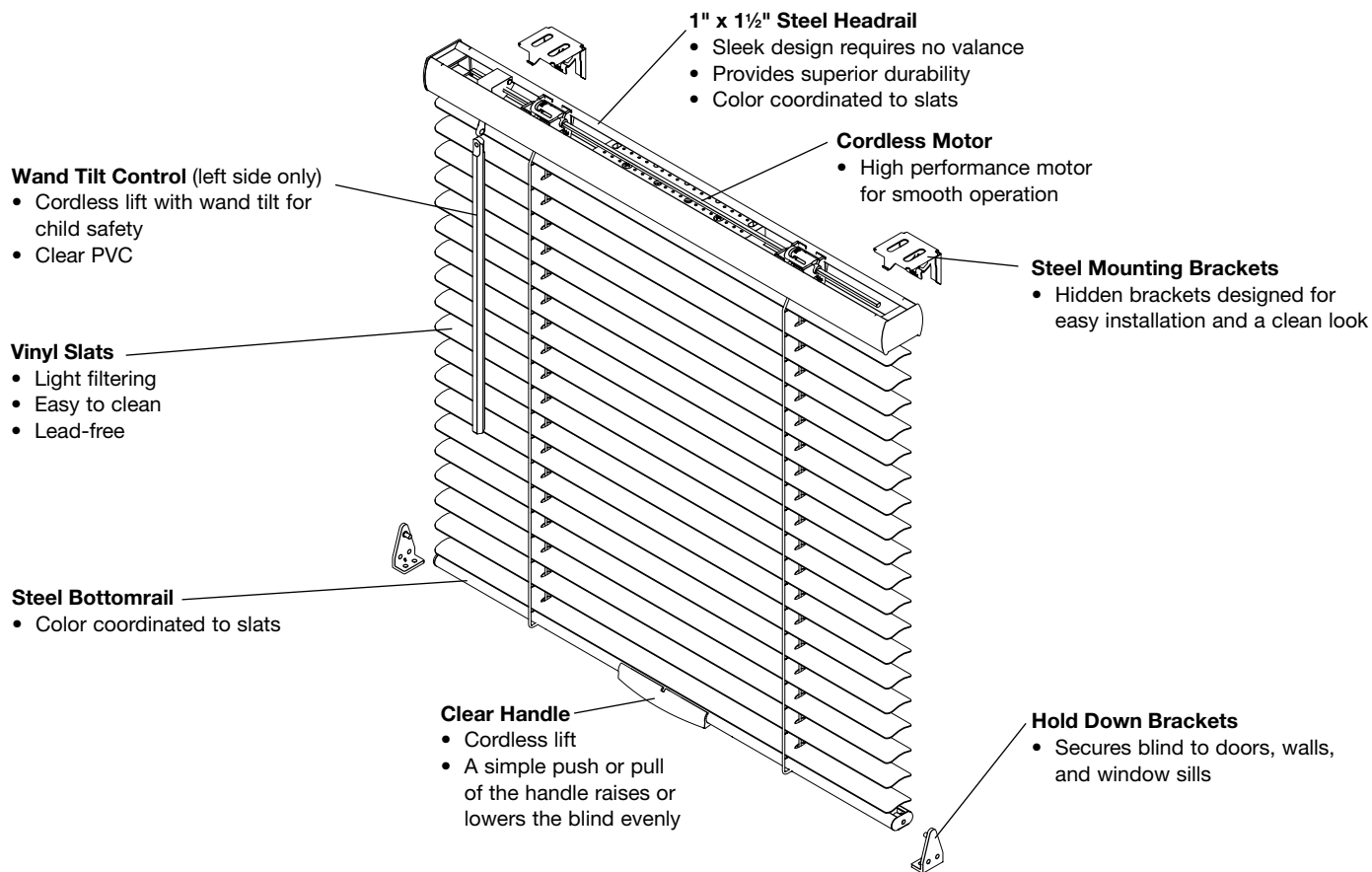
Outside mount blinds are installed outside the window casing, covering an area larger than the window itself.

1. Measure the exact width to be covered. If window opening allows, overlap by at least $1\frac{1}{2}$ " on each side (3" total overlap) to ensure light control and privacy.
2. Measure the exact height to be covered, including desired overlap (typically from top edge of molding to bottom edge, or to top of sill if there is one).
3. The factory makes NO allowances on outside mount.



Cordless Vinyl Blinds

Product Detail



Size Considerations

Minimum Blind Width (inches)	16½ inside mount* 16 outside mount
Maximum Blind Width (inches)	72½ inside mount* 72 outside mount
Minimum Blind Height (inches)	24
Maximum Blind Height (inches)	84

*½" deduction is taken on all inside mount blinds.

NOTE: There is a 1" length tolerance. There may be extra slats that rest on the bottomrail.

Finished Blind Width (inches)	Number of Ladders	Number of Lifts
16 to 23	2	2
23½ to 30	2	2
30½ to 37	3	2
37½ to 44	3	2
44½ to 51	4	4
51½ to 58	4	4
58½ to 65	5	3
65½ to 72	5	3

NOTE: On all inside mount blinds, take deduction BEFORE determining ladder and lift quantity.

NOTE: For orders of 50 blinds or more, please call customer service for estimated delivery time.

GRABER.
FOUNDATIONS

Grabber is a brand of Springs Window Fashions, the Best Experience Company
Grabber and the Grabber logo are registered trademarks of Springs Window Fashions, LLC.

10002-131 (10/20) | S20-139800

October 2020

Grabber Foundations | 3

GRABER.

Graber Foundations Cordless Vinyl Blinds

Designer US List — Effective January 2024

Price Chart: 1" (2.5 cm) Vinyl

Height up to inches (cm) ↓	Width up to inches (cm) →					
	24 (61)	30 (76.2)	36 (91.5)	48 (122)	60 (152.4)	72 (182.9)
54 (137.2)	83	97	117	134	168	184
72 (182.9)	102	125	147	169	213	236
84 (213.4)	102	125	147	169	213	236

Colors						
Alabaster	112		Wheat	710	White	205
Light Grey	193					