



BRIZA™  
MOTORIZATION



LIVING

*Smart*

Finally, control your draperies in an instant from anywhere in your home with our new Briza™ Motorization. Enjoy the ease and comfort of motorized draperies on our most popular rods. Our quiet yet powerful motor moves on command and whisks your draperies in an instant so you can experience comfortable living at its finest. Now that's a smart move.



# OVERVIEW & BENEFITS

## Why Briza™?

The slim design of the quiet, yet powerful motor and the position on the track allows the motor to tuck seamlessly behind your drapery panel so you'll never have to sacrifice your style or comfort. For safety measures, you're able to move the draperies with a gentle tug, allowing for operation when a remote is not present or if a guest is unaware of the motorization feature. This safety feature also allows the disengagement of the motor from the carriers in case of a power outage so draperies may be opened in the event of an emergency. Briza™ Motorization is available on our most popular traversing tracks, Estate and Architrac® Series 94001 and in drapery header styles Ripplefold™ and pleated for a variety of styling options. This is comfortable living at its finest.

## Benefits & Features

### Briza™ Motorization

- Motor mounts to the back of the track which allows a seamless look between motorized and cord or baton traverse rods
- Drapery fabrication does not need to change between cord or baton controlled draperies and motorized draperies  
No additional returns or any special instructions
- Limits are set automatically after installation
- Remote control is radio frequency and easily pairs with the motor
- Tug feature; when drapery is pulled the motor will traverse the drapery

## Frequently Asked Questions

### What is the weight capacity?

**100 lbs** Be sure to not exceed this capacity to ensure your motor operates optimally.

### Can you double the weight capacity by using two motors?

**No** Only use one motor per rod.

### Does Briza™ offer limit setting?

**Yes** The motor automatically sets its limits.

### Does Briza™ offer touch control?

**Yes** The tug feature allows you to pull on the drapery and the motor will automatically open or close your draperies.

### How long is the power cord?

**9 ft** The durable, non-extendable power cord is extra long for out of reach places. And extra can be rolled and secured for a tidy look.

### Is there a wall switch?

**Yes** The remote control comes with a base that can be mounted to the wall for the remote to slide into.

### Is Briza™ compatible with smart home systems?

**Yes** Briza™ easily connects to your existing smart home system.

### Does Briza™ offer a warranty?

**Yes** See the Kirsch Warranty document on page 15 for more information.

# Briza™ Motorization at a Glance

To help determine which system is right for your project, use the guideline below to select the best fit. For more detailed information about each track, please visit our resource library at [kirsch.com](https://kirsch.com).

BRIZA™ MOTORIZATION TRACK STYLES	BUCKINGHAM® ESTATE™	DESIGNER METALS™ ESTATE™	WOOD TRENDS™ ESTATE™	CHROMA ESTATE™	ARCHITRAC® 94001
What is your preferred size?					
1⅝ inch			•		N/A
2 inch	•	•	•	•	N/A
What is the preferred Drapery Heading type?					
Pleated	•	•	•	•	•
Ripplefold™	•	•	•	•	•
What is your mounting location?					
Ceiling Mount*	•	•	•	•	•
Wall Mount	•	•	•	•	•
Recessed Mount*	N/A	N/A	N/A	N/A	•
What is your preferred look?					
With rings	•	•			N/A
Without rings	•	•	•	•	N/A

\* Final choices may be limited for ceiling mounted Estate™ Rods.

## Estate™ Track Performance with Briza™

DRAW	MINIMUM TRACK LENGTH	MAXIMUM TRACK LENGTH	MAXIMUM FABRIC WEIGHT*	MAX. LBS. PER FOOT*
ONE-WAY	18"	16'	100 LBS.	6.25 LBS.
TWO-WAY	18"	16'	100 LBS.	6.25 LBS.

\* For Briza™ Only.

## Architrac® Track Performance with Briza™

DRAW	MINIMUM TRACK LENGTH	MAXIMUM TRACK LENGTH	MAXIMUM FABRIC WEIGHT*	MAX. LBS. PER FOOT*
ONE-WAY	18"	20'	100 LBS.	6.25 LBS.
TWO-WAY	18"	40'	100 LBS.	2.5 LBS.


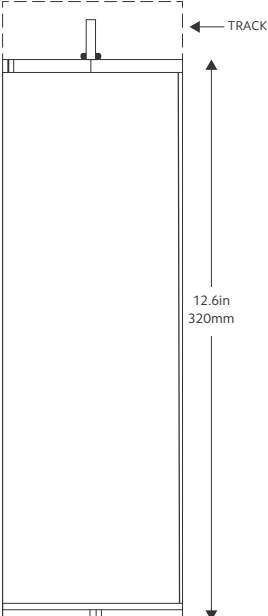
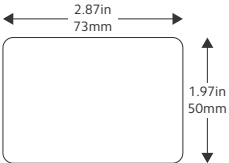
\* For Briza™ Only.

# BRIZA™ MOTORIZATION











## Motorization System

- Soft start/stop & manual operation
- Tug feature; when drapery is pulled the motor will traverse the drapery
- Automatic limits on end stop
- Favorite/intermediate position available
- Dry contact for external control
- Radio technology
- Setting with buttons on motor unit
- Setting with external dry contact switch
- LED Indicators
- One-Way and Two-Way Draw
- Pleated
- Ripplefold™ with overlap master


## Additional Information

SIDE VIEW	FRONT VIEW	BOTTOM VIEW	MOTORIZED TRACK FEATURES		BRIZA™ MOUNT
			Power Supply	24 VDC (AC adapter for 110-24v)	
			Amperage	1500 mA	
			Average Linear Speed	7.8 inches/sec	
			Power Consumption	40 watts	
			Torque	1.2Nm	
			Power Cable Length	9 feet	
			Certifications	CE	
			Max Track Length	Estate™ – 16ft Architrac® 94001 – 40ft	
			Max. Load	100 lbs	

## Component Overview

ITEM	PRODUCT NUMBER & FINISH	DESCRIPTION	ITEM	PRODUCT NUMBER & FINISH	DESCRIPTION
	84500025 White	Drapery Motor BTE DC 24v		84505025 White	Drapery Motor Belt Connector Back
	84501025 White 84501059 Black 84501061 Grey 84501064 Bronze	Drapery Motor Head Adapter Right Hand		84506025 White	Drapery Motor Belt Connector Clip
	84502025 White 84502059 Black 84502061 Grey 84502064 Bronze	Drapery Motor Head Adapter Left Hand		84510000	Motor Belt
	84503025 White 84503059 Black	Drapery Motor Master Carrier Adapter		84511025 White	Remote Control 5 Channels
	84504025 White	Drapery Motor Belt Connector Front		84512025 White	DC Adapter 24v

\* Briza™ Motorization is available on Architrac® Series 94001 and Estate™ Rods only.



# ARCHITRAC® WITH BRIZA™

## A Moving Performance

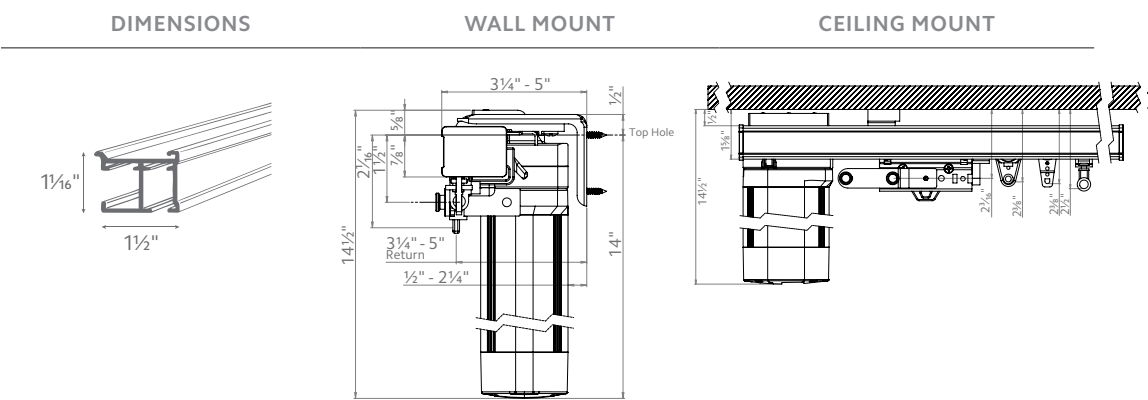
Architrac® Series 94001 is the most versatile rod in the Architrac® lineup and now with Briza™ Motorizaion on board, this rod has become the ultimate powerhouse. With your choice of hardware colors and drapery header styles you can completely customize this rod to your specifications. Perfect for homes, businesses or other commercial drapery applications, Architrac® will glide through your most demanding applications with ease.

## Available Colors



## Additional Information

For more detailed information about this track, please visit our resource library at [kirsch.com](http://kirsch.com).



DRAW	MOUNT	MAXIMUM TRACK SET	MAXIMUM FABRIC WEIGHT	MAX. LBS. PER FOOT
ONE-WAY	CEILING   WALL   RECESSED	20'	100 LBS.	6.25 LBS.
TWO-WAY	CEILING   WALL   RECESSED	40'	100 LBS.	2.5 LBS.





ARCHITRAC®  
SERIES 94001  
WITH SLIDES  
Shown in white.  
Custom sizes only.

# 1 3/8" ESTATE™ WITH BRIZA™

## Small but Mighty

The 1 3/8 inch Estate™ rods are our newest decorative traversing drapery rods. Available in our Wood Trends™ collection, this new smaller size is perfect for smaller spaces while still providing high performing function. The rod may be smaller, but the style is still bold. You can pair any of the 1 3/8 inch Wood Trends™ finials to complete your design so you never have to sacrifice your brilliant style for performance.

## Available Colors

### Wood Trends™



White



Estate  
Oak



Marble



Mahogany



Truffle



Dark  
Chocolate



Coffee



Black



WOOD TRENDS™  
1 3/8" ESTATE™ ROD  
WITH RIPPLEFOLD™







































Shown in coffee with Chaucer finial.  
Custom sizes only.

# 2" ESTATE™ WITH BRIZA™

## Evolving the Standard

2 inch Estate™ rods are our standard decorative traversing drapery rods with wheeled carriers that are designed to carry today's heavier draperies. Having set the interior design standard for decades, each of the four Estate™ collections are characterized by inspired finials, premium finishes, and precision engineered components. Buckingham®, Designer Metals™, Wood Trends™ and Chroma Collections are featured in countless luxury venues and designer homes throughout the world.

## Available Colors

Buckingham®		Designer Metals™		Wood Trends™		Chroma	
							
Ash	Ornate	Polished Nickel	Black	White	Mahogany	Vellum Reflect	Cayman
							
Cottage White	Aged Gold	Satin Nickel	Brushed Bronze	Marble	Dark Chocolate	Lemon Reflect	Mythical
							
Slate	Black Gold	Antique Silver	Gilded Bronze	Truffle	Black	Smudge	Jello
							
Napoleon	Venetian	Oil Rubbed Bronze	Caramel	Coffee	Unfinished	Rockport	Clementine
							
Black Mocha	Rustic Tortoise			Estate Oak		Vellum	Citron
							
Old World White	Dark Walnut					Cityscape	Lapis
							
Shimmer	New Mahogany						



DESIGNER METALS™  
2" ESTATE™ ROD WITH  
DECORATIVE RINGS

Shown in black with Corsa finial.

Custom sizes only.

Additional rings sold separately.

Select finishes are color coordinated.

Refer to price guide for details.

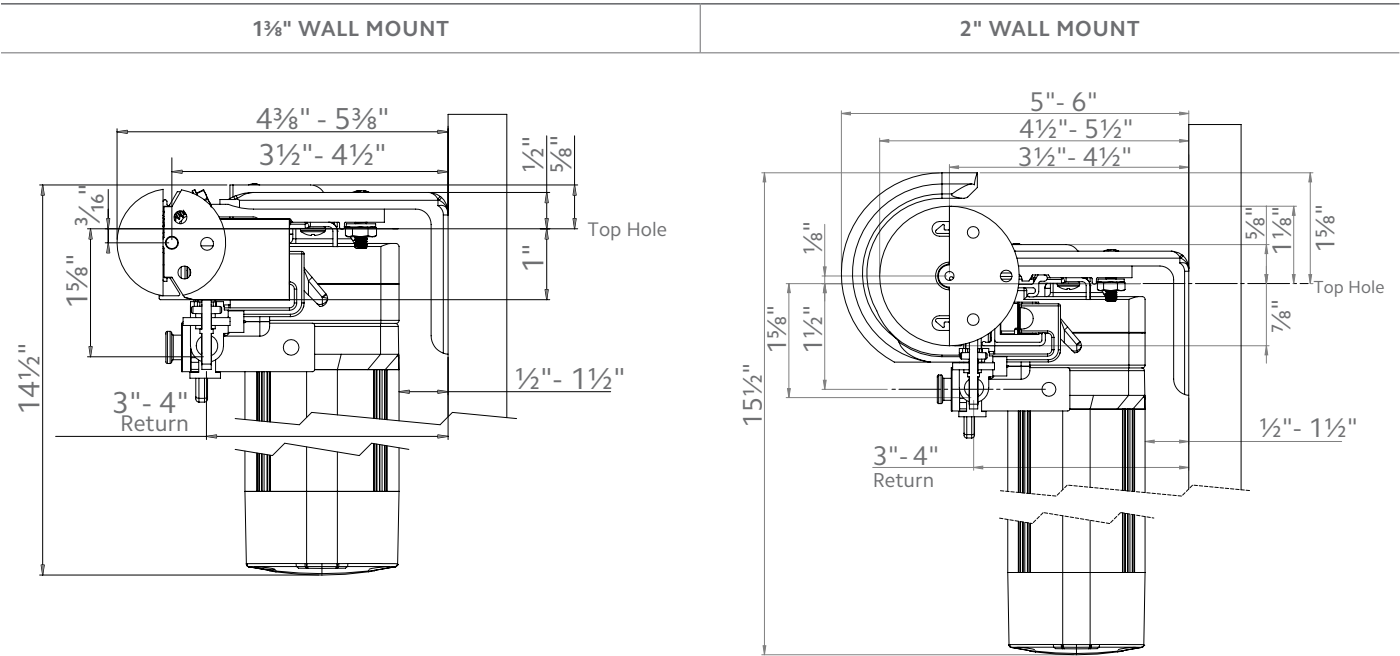
# ESTATE™ MOUNTING OPTIONS

## Bracket Spacing

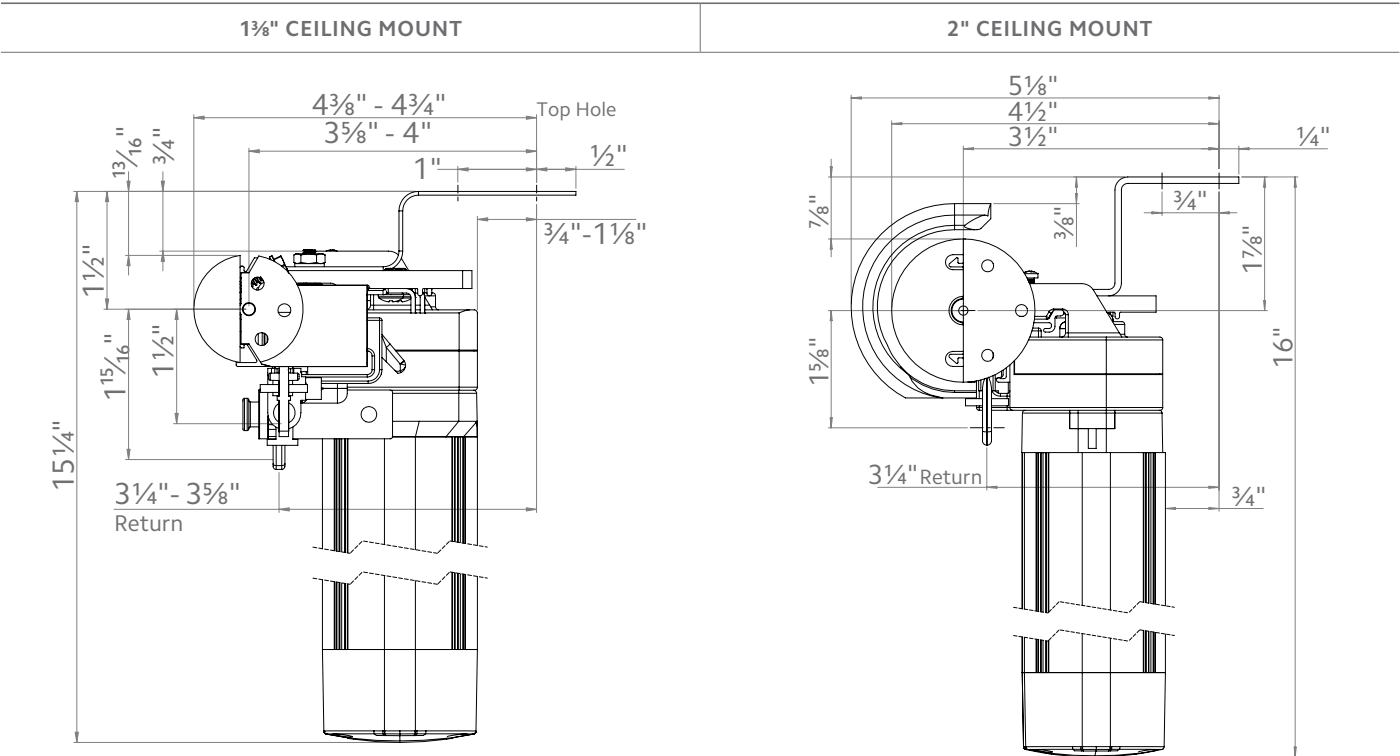
Place bracket at each end, place next bracket 24" from first, then place remaining brackets at 48" intervals over the remainder of the track. Spacing may need to be shortened for heavier draperies. All mounting options are compatible with our Briza™ Motorization.



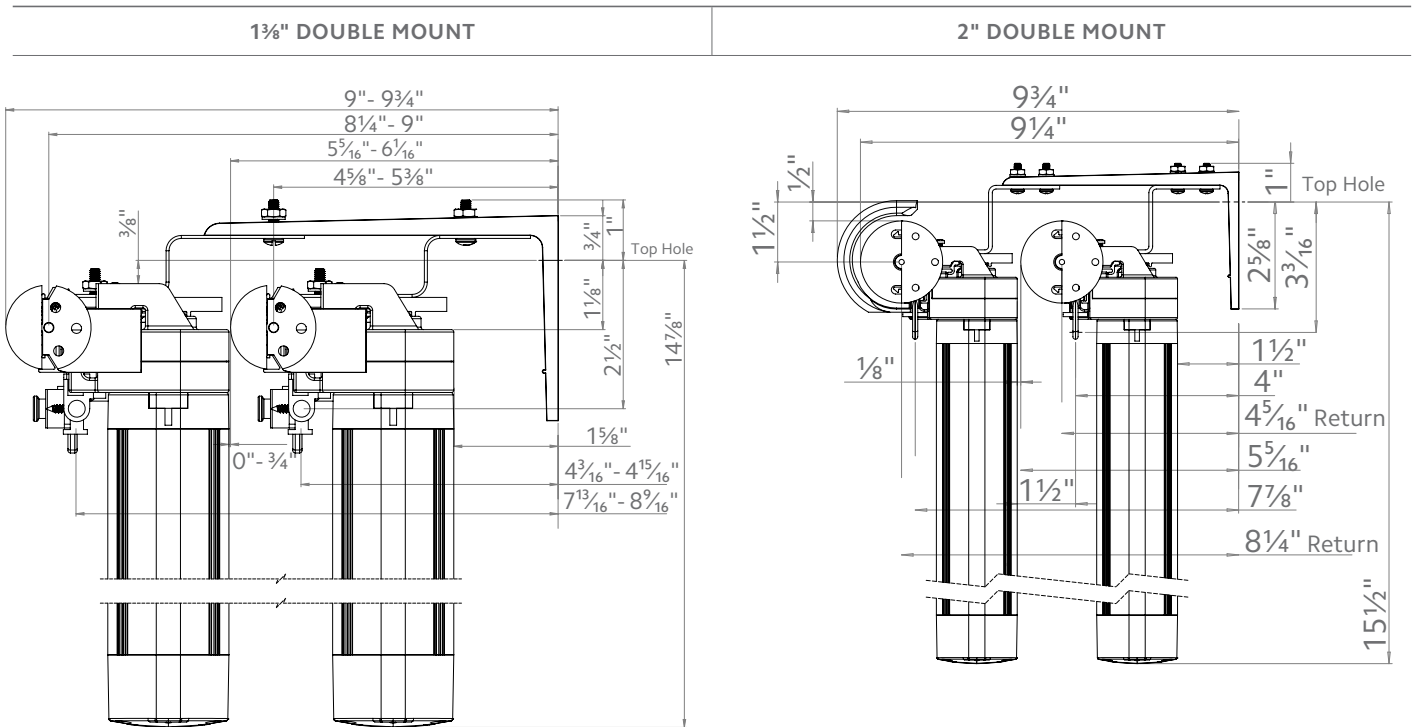
### USING 94129061, 1856973, 1856978 or 1857324



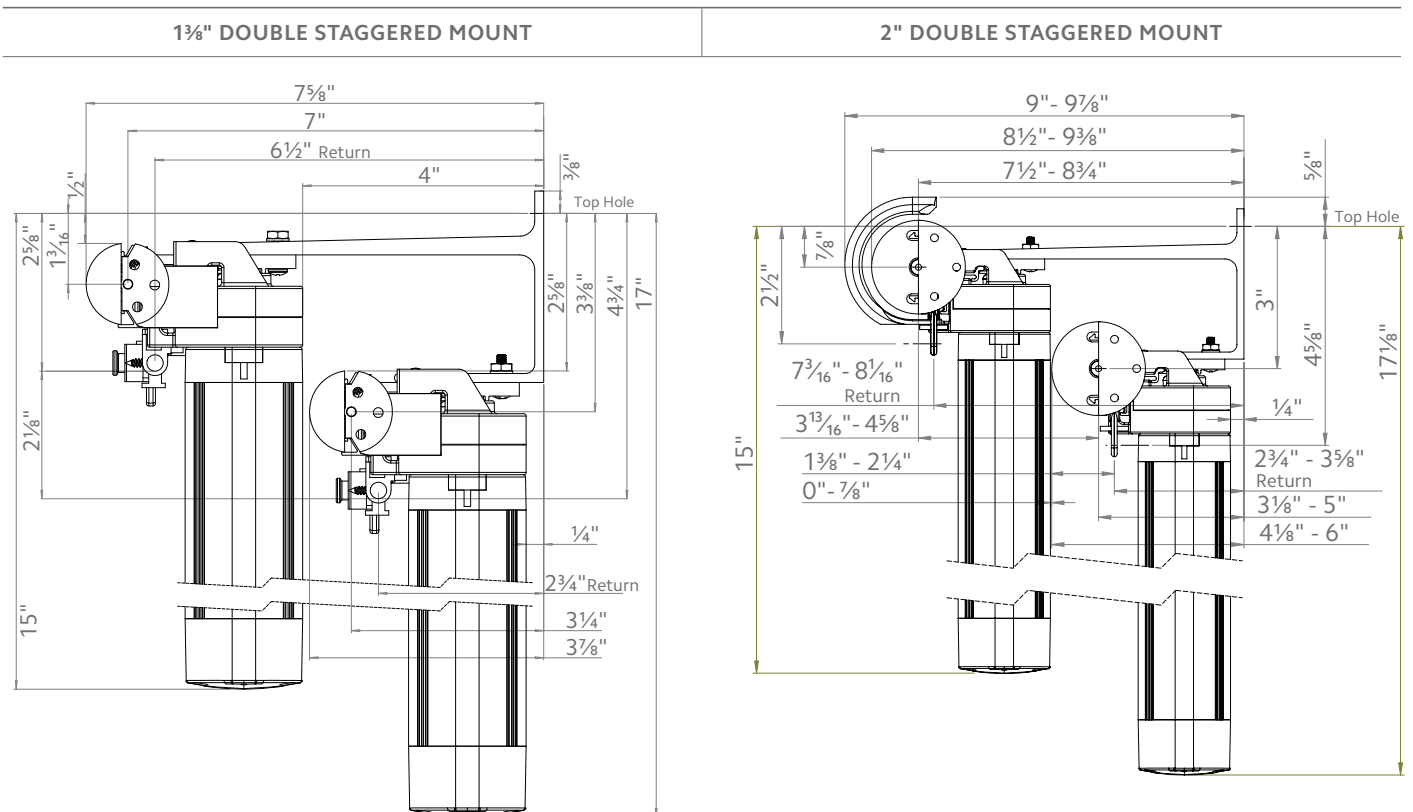
### USING 94130xxx and 1796061



USING 94125xxx, 1796061 and 94130xxx

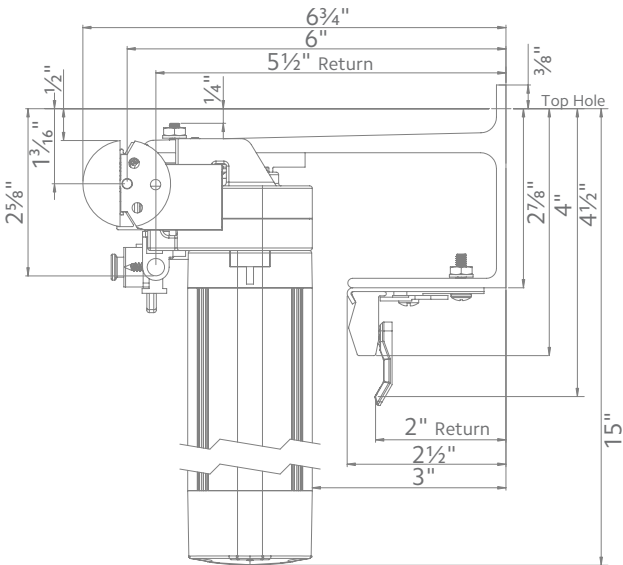


USING 71132xxx and 94130xxx

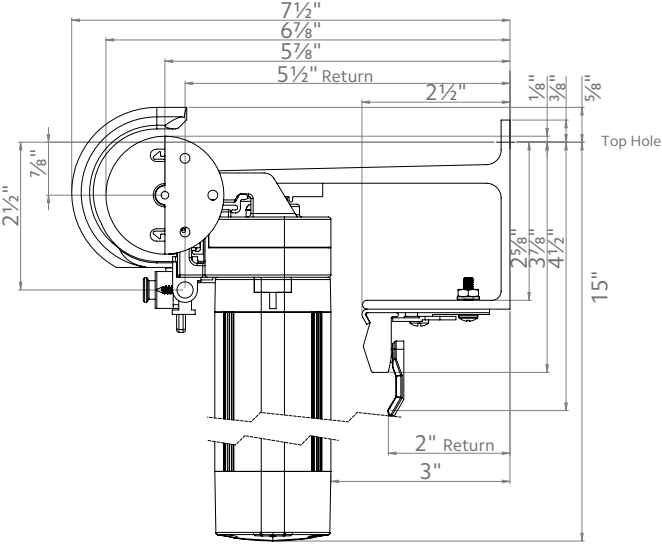


# USING 71132xxx and 94130xxx

1 3/8" DOUBLE MOUNT WITH SUPERFINE™

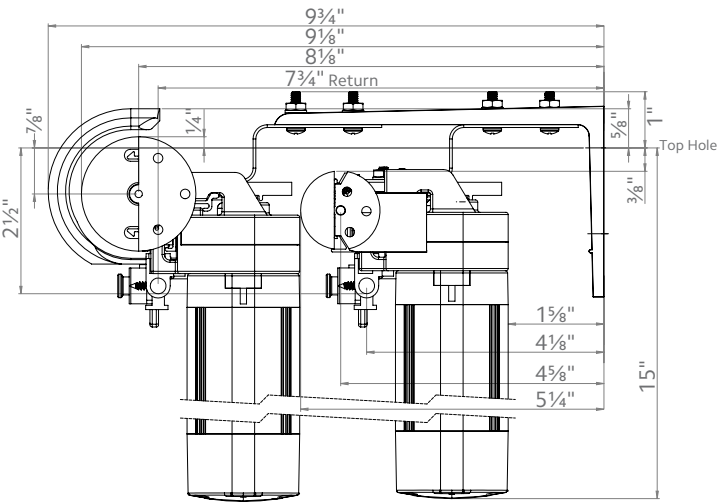


2" DOUBLE MOUNT WITH SUPERFINE™

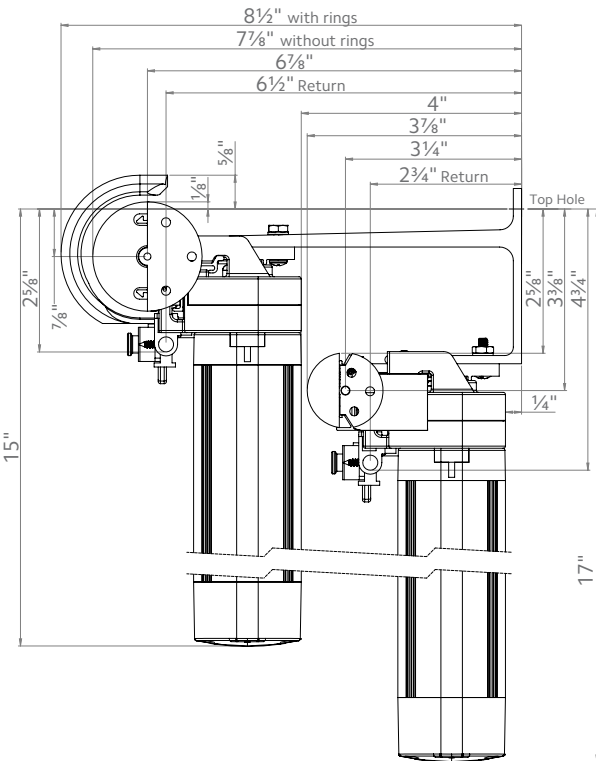


# USING 94125xxx, 1796061 and 94130xxx

2" & 1 3/8" DOUBLE MOUNT



2" & 1 3/8" DOUBLE STAGGERED MOUNT







Kirsch® is proud to extend a 10 year warranty on all Kirsch® Drapery Hardware products manufactured after July 1, 2018 using all Kirsch® components. This is part of our commitment to providing the highest quality products, which has been our continued tradition since 1907.

### COVERED

by a 10 year warranty

- Kirsch® Drapery Hardware products are covered for defects in materials, workmanship or failure to operate for 10 years from the date of purchase (unless shorter periods are provided below), provided that the original retail purchaser continues to own the product.
- All internal mechanisms.
- Components, brackets and operational cords.
- Operational cords for a full 7 years from the date of purchase.
- Repairs and/or replacements will be made with like or similar parts or products. Style, color or components may vary depending on original purchase date.
- Kirsch® motorization components are covered for 5 years from the date of purchase.

### NOT COVERED

by a 10 year warranty

- Any conditions caused by normal wear and tear.
- Abuse, accidents, misuse or alterations to the product.
- Exposure to the elements (sun damage, wind, water/moisture, salt air) and discoloration or fading over time.
- Normal maintenance associated with motors and related accessories including, but not limited to, recharging and replacement of batteries.
- Failure to follow our instructions with respect to measurement, proper installation, cleaning or maintenance.
- Shipping charges, cost of removal and reinstallation.

Kirsch® (or its licensed fabricators/distributor) will repair or replace the product or components found to be defective.

---

### TO OBTAIN WARRANTY SERVICE

- Contact your original dealer (place of purchase) for warranty assistance.
- Contact Kirsch® at (800) 252-2512 for technical support, certain parts free of charge, for assistance in obtaining warranty service or for further explanation of our warranty.

---

NOTE: In no event shall Kirsch® or its licensed fabricators/distributor be liable or responsible for incidental or consequential damages or for any other indirect damage, loss, cost or expense. Some states do not allow the exclusion or limitation of incidental or consequential damages, so the above exclusion or limitation may not apply to you. This warranty gives you specific legal rights, and you may also have other rights which vary from state to state.

Different warranty periods and terms apply for commercial products and applications.



BUCKINGHAM®  
redefining luxury

DESIGNER METALS™  
inspiring brilliance

WOOD TRENDS™  
renewing traditions

WROUGHT IRON  
forging artistry

RENAISSANCE™  
awakening perfection

ARCHITRAC®  
practical precision

ESTATE™  
innovating comfort