

K-Rail and Architrac[®] Order Form

ORDER DATE ACCOUNT # P.O. # SIDEMARK

Account Information

COMPANY NAME

CONTACT FULL NAME

EMAIL

PHONE

SHIP TO/ATTENTION

ADDRESS

CITY

STATE

ZIP

Drop Ship Address (if different from above)

NAME OR COMPANY

PHONE

ADDRESS

CITY

STATE

ZIP

Order Specifications

ORDER QTY	PRODUCT NUMBER	LENGTH (inches)
-----------	----------------	-----------------

Draw Preference

- ONE-WAY DRAW | STACK LEFT
- ONE-WAY DRAW | STACK RIGHT
- TWO-WAY DRAW

Control Type

- CORD HAND BATON
- BRIZA[™] MOTORIZATION
Series 94001 only

Control Location

- LEFT RIGHT

Cord Length

CORD LENGTH (inches)
(standard is 8 feet)

Drapery/Master Carrier Style

- RIPPLEFOLD[™] | OVERLAP
- RIPPLEFOLD[™] | BUTTMASTER
- PLEATED | OVERLAP
- PLEATED | THROUGH FABRIC
- PLEATED | OVER THE TOP
- CUBICLE

Ripplefold[™] Fullness

- 120% 100%
- 80% 60%

Mount Style

- WALL MOUNT
- CEILING MOUNT

Return Size

- 3½" 6"
- OTHER " (inches)

Bend Style

Please see reverse side for bend styles.
Architrac[®] Only.

Track Only

Select the option below if you only need a track with no components.

TRACK ONLY - NO COMPONENTS

Extra Parts

- SLIDES
- BRACKETS

Total Pricing (totals from both sides)

\$ TOTAL ROD COST

\$ TOTAL COMPONENT COST

\$ PACKING FEE**

\$ TOTAL COST

* **Bend/Curve Fee:** Any bent or curve will have a flat fee of \$25 per track. ** **Packing Fee:** All straight tracks will have a flat fee of \$20 per track. Bent or curved tracks under 12 feet long will have a flat fee of \$50 per track. Bent or curved tracks over 12 feet long will have a flat fee of \$75 per track.

K-Rail and Architrac[®] Order Form

ORDER DATE _____

ACCOUNT # _____

P.O. # _____

SIDEMARK _____

IMPORTANT: Please Read Before Placing Order

How to Order

- Dimensions are shown from top view of rod
- Illustrations are of various wall designs
- Select the design that fits your room
- Provide all the measurements requested
- Indicate degree measurements of all angles (Angle measuring protractor, order 23573C21)

ALL ORDERS MUST INCLUDE RETURNS, EXCEPT A STYLE 4: CORNER, WITH A 90° BEND

- The definition of return is the distance from the wall to the front side of the rod
- On double rod sets, provide return measurements for both rods

Custom Styles

For all styles you must provide a drawing with necessary measurements plus a full size pattern of the wall area to which the rod is to be mounted. Be sure to locate each end of the rod on your pattern. Give style track and set number. Unless stated, measurements given are wall measurements and the factory will make allowances.

Order Specifications

Bend Style

Architrac[®] Only

- STYLE 1: RECESS
- STYLE 2: BOW
- STYLE 3: BAY
- STYLE 4: CORNER
- STYLE 5: CURVED

Cubicle Bend Style

Architrac[®] 9046 & 9600 Only

- CUBICLE STYLE 1: L-SHAPED
- CUBICLE STYLE 2: LONG-U
- CUBICLE STYLE 3: J-TRACK
- CUBICLE STYLE 4: J-TRACK OFFSET | RIGHT
- CUBICLE STYLE 5: J-TRACK OFFSET | LEFT
- CUBICLE STYLE 6: OBTUSE J-TRACK | RIGHT
- CUBICLE STYLE 7: OBTUSE J-TRACK | LEFT
- CUBICLE STYLE 8: STRAIGHT OFFSET | RIGHT
- CUBICLE STYLE 9: STRAIGHT OFFSET | LEFT
- CUBICLE STYLE 10: CURVED

Measurements

- A _____
- B _____
- C _____
- D _____
- E _____
- F _____
- G _____
- H _____

Degree of Bend

- AB _____
- BC _____
- CD _____
- DE _____

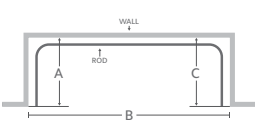
Wall/Rod Measurement

- WALL _____
- ROD _____

Bend Styles

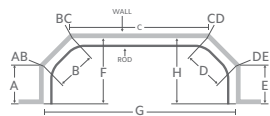
STYLE 1:
RECESS

For pricing add A, B & C



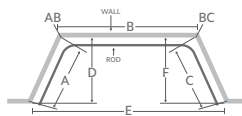
STYLE 2:
BOW

For pricing add A, B, C, D & E



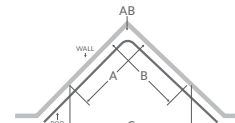
STYLE 3:
BAY

For pricing add A, B & C



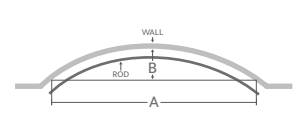
STYLE 4:
CORNER

For pricing add A & B



STYLE 5:
CURVED

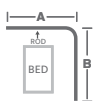
For pricing add A & B



Cubicle Bend Styles *(Architrac[®] 9046 & 9600 Only)*

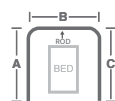
CUBICLE STYLE 1:
L-SHAPED

For pricing add A & B



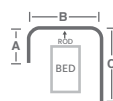
CUBICLE STYLE 2:
LONG-U

For pricing add A, B & C



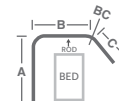
CUBICLE STYLE 3:
J-TRACK

For pricing add A, B & C



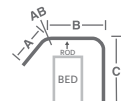
CUBICLE STYLE 4:
J-TRACK OFFSET RIGHT

For pricing add A, B & C



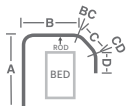
CUBICLE STYLE 5:
J-TRACK OFFSET LEFT

For pricing add A, B & C



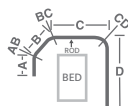
CUBICLE STYLE 6:
OBTUSE J-TRACK RIGHT

For pricing add A, B, C & D



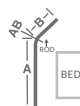
CUBICLE STYLE 7:
OBTUSE J-TRACK LEFT

For pricing add A, B, C & D



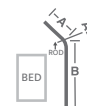
CUBICLE STYLE 8:
STRAIGHT OFFSET RIGHT

For pricing add A & B



CUBICLE STYLE 9:
STRAIGHT OFFSET LEFT

For pricing add A & B



CUBICLE STYLE 10:
CURVED

For pricing add A & B

