Graber Drapery & Roman Shades English/US Price Guide

January 2024

ARTISAN DRAPERY, FABRIC SHADES AND TOP TREATMENTS

Product Information Guide

Fabric Features and Considerations

Fabric Considerations 2-3
Key for Fabric Style List 4
Fabric Style List 5-13
Trim Styles 14

Drapery

Features 17-20
Size Considerations 21
Specifications 22-25
Finishing Options 26-27

Fabric Shades

Features 31-33
Options 34-35
Size Considerations 36-37

Top Treatments and Pillows

Top Treatments Features 41-42
Top Treatments Options and Size Considerations 43-48
Pillows Features and Options 49

Measuring Instructions

How to Measure for Drapery 53-55
How to Measure for Shades 56-58
How to Measure for Top Treatments 59-61
Specifications 62-65

Customer's Own Material (C.O.M.)

Fabric Features 69-70
C.O.M. Yardage Requirements: Draperies 71-80
C.O.M. Yardage Requirements: Fabric Shades 81-82
C.O.M. Yardage Requirements: Cornices 83-84
C.O.M. Yardage Requirements: Swag and Cascades 85-88
C.O.M. Yardage Requirements: Board-Mounted Valances 89-92
C.O.M. Yardage Requirements: Pillows 93

WARNING/MISE EN GARDE

STRANGULATION HAZARD — Young children can be strangled by cords. To prevent strangulation, purchase cordless products or products with inaccessible cords. Immediately remove this product if a cord longer than 22 cm or a loop exceeding 44 cm around becomes accessible.

RISQUE D'ÉTRANGLEMENT — Les enfants en bas âge peuvent s'étrangler avec des cordes. Pour éviter l'étranglement, acheter les produits sans corde ou les produits dont les cordes ne sont pas accessibles. Enlevez immédiatement ce produit si une corde mesurant plus de 22 cm devient accessible ou si le contour d'une boucle de plus de 44 cm devient accessible.

75-4027-01

GRABER®

MARCH 2023

10017-111 (03/23) | 22-388850

Fabric Considerations

Color Variation

- Fabric appearance can vary based on lighting and selected liner
- Fabric can fade gradually over time; fading can occur at a faster rate if exposed to direct sunlight
- Color may vary between dye lots; to ensure color consistency, please order draperies, shades, top treatments, and/or cut yardage at the same time
- If using contrast lining, it is recommended that the lining color be lighter than the primary fabric, or that interlining be used, to avoid color bleed through

Appearance

- Stretching and Shrinking can occur; amounts will vary depending on climatic conditions as well as fiber content
- Wrinkling is an inherent characteristic of natural fabrics; please be aware that products may have wrinkling; most wrinkles will fall out after product is hung; see content label on product for ironing and steaming recommendations
- Seamless Roman, relaxed Roman, and balloon style shades have small stitches (used to attach the cord rings), which may be visible on the front of the shade

Weight

- Due to fabric construction and weight variation, restrictions may apply; blackout and dimout liners are restricted on specific fabric and product styles due to weight; see fabric list for details
- Due to the lightweight and occasional open weave construction, all sheers, casements, and laces are only available in drapery, drapery style valances, and tiebacks; 60" wide sheers, casements, and laces are also available in scarves
- When choosing fabrics for banding and color blocking, it is important to keep the construction of the fabrics similar in weight and style to assure fabrics will hang well together
- Heavyweight fabrics and liners may require a modified header or hem construction
- Draperies and decorative panels in rod pocket style are not available with blackout liner

Liner Options

- Sheers, laces, and casement fabrics are available unlined only
- Standard: a cotton/polyester liner that drapes and hangs nicely; the most commonly used liner; standard on draperies, shades, and top treatments, excluding sheer fabrics
- Blackout: a polyester liner blocks light from entering the room through the fabric, making it an ideal choice for day sleepers, nurseries, and entertainment rooms; due to the multiple layers used in the construction of this liner, it will have a stiffer hand and there may be restrictions by product and fabric style; we have developed blackout solutions for our products, but due to stitching there may still be minimal light seepage
- Dimout: a cotton/polyester liner helps to block out excessive heat and cold; due to its thermal qualities, this liner will have a stiffer hand; an excellent choice for those interested in energy efficiency; due to the weight and stiffness there may be restrictions by product and fabric style
- Interlining: a cotton flannel liner that is used between the main fabric and liner to add additional weight and protection; recommended for lightweight fabrics such as silk and silk blends; can be used with standard and water repellent liners

Swatches and Cut Yardage

- 5" x 7" swatches are available to order at no charge; limit 10 per order; dye lots may vary between swatches and production
- ½ yard memo samples are available to order at a surcharge for customers requiring a full repeat; dye lots may vary between memo samples and production
- Fabric by the yard is available for those customers who would like to make additional products not available in the program; minimum order is 1 yard; sold in 1 yard increments; dye lots may vary; not covered under warranty

Assembled in the USA

- All our soft products are hand crafted by artisans in the USA, assuring high quality and timely delivery

Fabric Considerations

Patterns

Prints and patterns may be interrupted at the center split when drapery pairs are ordered.



Fabrics with vertical stripes or prints will not have a consistent and uniform appearance from pleat to pleat or panel to panel on draperies. We recommend a plain top drapery style on a rod with rings to allow flexibility during installation.



Swags are cut on the bias.
As a result, the direction of patterns (stripes, plaids, etc) will appear diagonal.

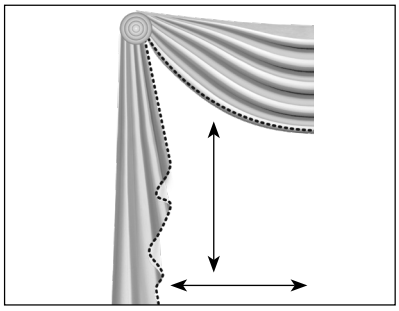

As a result of pole scarf installation, direction of patterns (stripes, plaids, etc) will shift from vertical on the sides to horizontal as it drapes across the window.

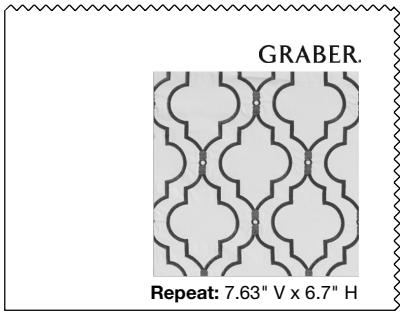

Measurements for vertical and horizontal repeats are approximate.

Seamless



Classic Flat



Looped



Fabrics with prints and patterns will be interrupted at each sewn pleat in classic flat and looped Roman shades. Seamless or relaxed fabric shades are recommended if you do not want a pattern interruption in your fabric shade.

All products will be paneled to cover widths wider than fabric width. Patterns are matched at seams.

Shades will be seamed vertically in three panels (¼, ½, and ¼). Seams may be visible.

Fabric Features

Key for Fabric Style List

Key to Fabric Type	
PAT/PRT	Pattern/Print
SLD	Solid
SHR	Sheer

Key to Ironing	
Lo	Iron: low setting
Med/Lo	Iron: medium/low setting
Med	Iron: medium setting
Med/Hi	Iron: medium/high setting
Hi	Iron: high setting
No	Do not iron

Key to Steaming	
Yes	Light steam OK
No	Do not steam

Key to Pictograms

For each fabric style, we use the following pictograms to indicate the product styles and options available in that fabric. Use this information to identify fabrics that are perfectly suited to the desired application. Please note the identified fabrics that have restrictions to blackout and interlining due to fabric weight or construction. Sheers, casements, and laces are available unlined only.

- Numbers that are not crossed out indicate styles that are available in the corresponding fabric
- An X through a number indicates that the style is not available in that fabric
- Fire retardant symbol indicates that the fabric is fire retardant

Drapery Styles



1. 3 Finger Pinch & 3 Finger Inverted Pleat
2. All other pleated styles
3. Specialty (Grommet, Tabs, Rod Pocket, Plain Top)
4. Rod Pocket Top and Bottom

Fabric Shade Styles

1. Looped Roman
2. Classic Flat Roman
3. Seamless Roman
4. Relaxed Roman
5. Balloon

Cornices



1. Fabric-Wrapped/ Premium Fabric-Wrapped
2. Fabric-Wrapped—Curved

Fire Retardant

Passes NFPA 701

Swags

1. Traditional Swag and Cascades
2. Pole Swag and Cascades
3. Rod Pocket Swag/Insert and Cascades
4. Scarf
5. Tailored Arch

Valances

1. Formal
2. Inverted Box Pleat
3. Soft Fold
4. Tailored Flat
5. Tailored Scallop

Contrast Fabric

1. Contrast Cascade Lining
2. Contrast Fabrics—Top Treatments
3. Contrast Fabrics—Inset Shade Banding

Fabric Features

Fabric Style List

Fabric Name	Price Group	Fabric Type	Fabric Content	Fabric Width (inches)	Fabric Repeat		Iron Setting	Steam	Fabric Exceptions						Passes NFPA 701	Motorized Max Shade Area
					Vertical (inches)	Horizontal (inches)										
Absolute	D	Pattern	87% polyester/ 11% cotton/ 2% linen	56	8.38	9.25	No	Y	①②③ ~~④~~	①~~②~~③ ④⑤	①②	①②③ ④⑤	①②③ ④⑤	~~①~~②~~③~~		3
Affinity	F	Pattern	80% cotton/ 20% linen	57	24.75	27	Med/Hi	N	①②③ ~~④~~	①②③ ④⑤	①②	①②③ ④⑤	①②③ ④⑤	①②~~③~~		4
Ainslie	D	Pattern	58% polyester/ 42% cotton	55	7.5	9.1	Med	N	①②③ ~~④~~	①②③ ④⑤	①②	①②③ ④⑤	①②③ ④⑤	①②~~③~~		4
Alea	A	Pattern	100% cotton	55	26.25	27	No	Y	①②③ ~~④~~	①②③ ④⑤	①②	①②③ ④⑤	①②③ ④⑤	①②~~③~~		3
Arcadia	B	Pattern	52% polyester/ 48% cotton	56		13.75	Med	Y	①②③ ~~④~~	①②③ ④⑤	①②	①②③ ④⑤	①②③ ④⑤	①②~~③~~		3
Artesso(2)	D	Pattern	56% polyester/ 44% cotton	57		2.75	Med	N	①②③ ~~④~~	①②③ ④⑤	①②	①②③ ④⑤	①②③ ④⑤	①②~~③~~		3
Aspirational	E	Performance Outdoor	100% acrylic	55		9	Lo	N	①②③ ~~④~~	①②③ ④⑤	①②	①②③ ④⑤	①②③ ④⑤	①②~~③~~		3
Assurance	E	Pattern	64% polyester/ 25% viscose/ 11% linen	55	25.25	7	Lo	Y	①②③ ~~④~~	①~~②~~③ ④⑤	①②	①②③ ④⑤	①②③ ④⑤	~~①~~②~~③~~		5
Athens	F	Pattern	70% viscose/ 30% linen	55	12.25	13.13	No	Y	①②③ ~~④~~	①②③ ④⑤	①②	①②③ ④⑤	①②③ ④⑤	①②~~③~~		5
Atmosphere(1)(2)	A	Sheer	100% polyester	118			Med/Lo	Y	①②③ ④	~~①~~~~②~~~~③~~ ~~④~~~~⑤~~	~~①~~~~②~~	~~①~~~~②~~~~③~~ ~~④~~~~⑤~~	~~①~~~~②~~~~③~~ ~~④~~~~⑤~~	~~①~~~~②~~~~③~~		N/A
Avid	D	Pattern	100% cotton	56	6.25	6	Lo	N	①②③ ~~④~~	①②③ ④⑤	①②	①②③ ④⑤	①②③ ④⑤	①②~~③~~		4
Avro(2)	E	Pattern	52% polyester/ 48% cotton	56	6.25	6.5	Lo	N	①②③ ~~④~~	~~①~~~~②~~③ ④⑤	①②	①②③ ④⑤	①②③ ④⑤	~~①~~~~②~~~~③~~		6
Beach Chalet	D	Performance Outdoor	100% acrylic	55		6.63	Lo	Y	①②③ ~~④~~	①②③ ④⑤	①②	①②③ ④⑤	①②③ ④⑤	①②~~③~~		3
Bianca	F	Pattern	65% cotton/ 35% polyester	55	9	8.62	Med	Y	①②③ ~~④~~	①②③ ④⑤	①②	①②③ ④⑤	①②③ ④⑤	①②~~③~~		3
Birch(2)	F	Pattern	50% cotton/ 50% polyester	56	6.25	6.5	Med	N	~~①~~②③ ~~④~~	①②③ ④⑤	~~①~~~~②~~	~~①~~~~②~~~~③~~ ~~④~~~~⑤~~	①②③ ④⑤	~~①~~~~②~~~~③~~		5
Bisque	D	Performance Outdoor	100% acrylic	55			Med/Lo	Y	①②③ ~~④~~	①②③ ④⑤	①②	①②③ ④⑤	①②③ ④⑤	①②~~③~~		3

(1) Not available with blackout lining
(2) Not available with interlining

*Pricing for 118" fabrics starts at 96" length.

Fabric Features

Fabric Style List

Fabric Name	Price Group	Fabric Type	Fabric Content	Fabric Width (inches)	Fabric Repeat Vertical (inches)	Fabric Repeat Horizontal (inches)	Iron Setting	Steam	Fabric Exceptions						Passes NFPA 701	Motorized Max Shade Area
Bloomscape	E	Pattern	55% linen/ 45% cotton	57	27	27	Med/Lo	N	①②③ ~~④~~	①~~②~~③ ④⑤	①②	①②③ ④⑤	①②③ ④⑤	①②~~③~~		3
Bountiful	D	Pattern	100% polyester	57	25.25	27	Hi	Y	①②③ ~~④~~	①②③ ④⑤	①②	①②③ ④⑤	①②③ ④⑤	①②~~③~~		4
Brandywine	E	Pattern	100% cotton	54	12.25	12.63	Lo	N	①②③ ~~④~~	①②③ ④⑤	①②	①②③ ④⑤	①②③ ④⑤	①②~~③~~		3
Breadth(1)(2)	B	Sheer	100% polyester	116	10.13	11	Lo	Y	①②③ ④	~~②~~~~③~~ ~~④~~~~⑤~~	~~②~~~~③~~	~~①~~~~②~~~~③~~ ~~④~~~~⑤~~	~~①~~~~②~~~~③~~ ~~④~~~~⑤~~	~~①~~~~②~~~~③~~		N/A
Brooke	D	Pattern	88% rayon/ 12% cotton	54	12.5	10.25	Med	Y	①②③ ~~④~~	①~~②~~③ ④⑤	①②	①②③ ④⑤	①②③ ④⑤	①②~~③~~		3
Burnham	D	Pattern	55% linen/ 45% viscose	55	24	13.5	Med	N	①②③ ~~④~~	①②③ ④⑤	①②	①②③ ④⑤	①②③ ④⑤	①②~~③~~		4
Bursche(2)	C	Solid	100% polyester	54			Med	Y	①②③ ~~④~~	①②③ ④⑤	①②	①②③ ④⑤	①②③ ④⑤	①②~~③~~		5
Callahan	A	Solid	100% cotton	54			Med	N	①②③ ~~④~~	①②③ ④⑤	①②	①②③ ④⑤	①②③ ④⑤	①②③		3
Candor	B	Solid	66% polyester/ 21% cotton/ 13% linen	55			Med/Hi	Y	①②③ ~~④~~	①②③ ④⑤	①②	①②③ ④⑤	①②③ ④⑤	①②~~③~~		2
Carver	E	Pattern	52% polyester/ 48% cotton	56	12.38	6.5	Lo	Y	①②③ ~~④~~	①~~②~~③ ④⑤	①②	①②③ ④⑤	①②③ ④⑤	~~①~~~~②~~~~③~~		5
Casita	E	Pattern	62% cotton/ 38% polyester	55	2.25	3	Med/Hi	Y	①②③ ~~④~~	①~~②~~③ ④⑤	①②	①②③ ④⑤	①②③ ④⑤	①②~~③~~		4
Castillo(1)(2)	F	Pattern	73% cotton/ 27% polyester	56	9.63	10.75	Med	N	①②③ ~~④~~	①~~②~~③ ④⑤	①②	~~①~~~~②~~~~③~~ ~~④~~~~⑤~~	~~①~~~~②~~~~③~~ ~~④~~~~⑤~~	~~①~~~~②~~~~③~~		6
Chalkdust	D	Solid	100% linen	54			Lo	N	①②③ ~~④~~	①②③ ④⑤	①②	①②③ ④⑤	①②③ ④⑤	①②~~③~~		4
Checkerloom	F	Pattern	70% polyester/ 30% cotton	54	26.13	26.63	Lo	N	①②③ ~~④~~	~~①~~~~②~~③ ④⑤	①②	①②③ ④⑤	①②③ ④⑤	①②~~③~~		5
Chopin(1)(2)	A	Sheer	75% polyester/ 25% cotton	55		1.5	Med/Lo	Y	①②③ ④	~~①~~~~②~~~~③~~ ~~④~~~~⑤~~	~~①~~~~②~~	~~①~~~~②~~~~③~~ ④~~⑤~~	~~①~~~~②~~~~③~~ ~~④~~~~⑤~~	~~①~~~~②~~~~③~~		N/A
Chrysanthemum(2)	D	Pattern	100% polyester	57	10	14	Lo	N	~~①~~②③ ~~④~~	~~①~~~~②~~③ ④~~⑤~~	①②	~~①~~~~②~~~~③~~ ~~④~~~~⑤~~	~~①~~~~②~~~~③~~ ~~④~~~~⑤~~	~~①~~~~②~~~~③~~		6

(1) Not available with blackout lining
(2) Not available with interlining

*Pricing for 118" fabrics starts at 96" length.

Fabric Features

Fabric Style List

Fabric Name	Price Group	Fabric Type	Fabric Content	Fabric Width (inches)	Fabric Repeat		Iron Setting	Steam	Fabric Exceptions						Passes NFPA 701	Motorized Max Shade Area
					Vertical (inches)	Horizontal (inches)										
Circumference	E	Pattern	70% polyester/ 30% cotton	54	3	3	Med/Lo	N	①②③ ~~④~~	~~①~~~~②~~③ ④⑤	①②	①②③ ④⑤	①②③ ④⑤	①②~~④~~		5
Cloud Metal	D	Performance Healthy Home	100% polyester	57			Med	Y	①②③ ~~④~~	①②③ ④⑤	①②	①②③ ④⑤	①②③ ④⑤	①②~~④~~		2
Cloverleaf	E	Pattern	70% polyester/ 30% linen	55	4.75	4.75	Hi	Y	①②③ ~~④~~	①~~②~~③ ④⑤	①②	①②③ ④⑤	①②③ ④⑤	①②~~④~~		5
Conceptual	C	Pattern	78% polyester/ 14% cotton/ 8% linen	56	6	6	Med/Lo	N	①②③ ~~④~~	①②③ ④⑤	①②	①②③ ④⑤	①②③ ④⑤	①②~~④~~		4
Confidence	C	Pattern	100% polyester	55	26.25	13.25	Med/Lo	Y	①②③ ~~④~~	①②③ ④⑤	①②	①②③ ④⑤	①②③ ④⑤	①②~~④~~		4
Cooperative	F	Pattern	52% cotton/ 48% viscose	55	12.5	17.75	Med/Lo	N	①②③ ~~④~~	①②③ ④⑤	①②	①②③ ④⑤	①②③ ④⑤	①②~~④~~		5
Corelli[2]	E	Pattern	70% polyester/ 30% cotton	54	18.38	16.63	Med	N	①②③ ~~④~~	①~~②~~③ ④⑤	①②	①②③ ④⑤	①②③ ④⑤	①②~~④~~		6
Countryside	E	Pattern	85% cotton/ 15% viscose	54	15.38	17	Med	N	①②③ ~~④~~	~~①~~~~②~~③ ④⑤	①②	①②③ ④⑤	①②③ ④⑤	①②~~④~~		3
Diversions	C	Pattern	94% polyester/ 6% cotton	58	5.5	3.63	Med	N	①②③ ~~④~~	①~~②~~③ ④⑤	①②	①②③ ④⑤	①②③ ④⑤	①②~~④~~		3
Downpour	D	Solid	79% polyester/ 21% rayon	57			Med	N	①②③ ~~④~~	~~①~~~~②~~③ ④⑤	①②	①②③ ④⑤	①②③ ④⑤	①②~~④~~		4
Dreamscape	D	Pattern	55% linen/ 45% rayon	56	27	27	Lo	N	①②③ ~~④~~	①②③ ④⑤	①②	①②③ ④⑤	①②③ ④⑤	①②~~④~~		4
Driftless[1][2]	B	Sheer Recycled	100% recycled polyester	118			Hi	Y	①②③ ④	~~①~~~~②~~~~③~~ ~~④~~~~⑤~~	~~①~~~~②~~	~~①~~~~②~~~~③~~ ~~④~~~~⑤~~	~~①~~~~②~~~~③~~ ~~④~~~~⑤~~	~~①~~~~②~~~~③~~		N/A
EarthWise[2]	F	Performance Outdoor	100% acrylic	55	27	26.5	Med	Y	①②③ ~~④~~	①②③ ④⑤	①②	①②③ ④⑤	①②③ ④⑤	①②~~④~~		5
Ellipse[2]	D	Pattern	53% viscose rayon/ 33% polyester/ 14% cotton	55	5.75	6.63	Med	N	~~①~~②③ ~~④~~	~~①~~~~②~~③ ④⑤	①②	①②③ ④⑤	①②③ ④⑤	~~①~~~~②~~~~③~~		6
Enchanting	D	Pattern	100% cotton	61	24.25	28	Med/Lo	Y	①②③ ~~④~~	①②③ ④⑤	①②	①②③ ④⑤	①②③ ④⑤	①②~~④~~		2
Enlightened[2]	E	Pattern	70% polyester/ 30% cotton	54	9.5	8.5	Med/Lo	N	~~①~~②③ ~~④~~	~~①~~~~②~~③ ④⑤	①②	①②③ ④⑤	①②③ ④⑤	~~①~~②~~④~~		6

(1) Not available with blackout lining
(2) Not available with interlining

*Pricing for 118" fabrics starts at 96" length.

Fabric Features

Fabric Style List

Fabric Name	Price Group	Fabric Type	Fabric Content	Fabric Width (inches)	Fabric Repeat Vertical (inches)	Fabric Repeat Horizontal (inches)	Iron Setting	Steam	Fabric Exceptions						Passes NFPA 701	Motorized Max Shade Area
EnviroLiving	E	Pattern Recycled	100% polyester	55	0.75	0.75	Med	Y	①②③ ⓧ	①②③ ④⑤	①②	①②③ ④⑤	①②③ ④⑤	ⓧ②ⓧ		5
Environment	F	Pattern	52% polyester/ 48% cotton	55	6.5	6.75	Med/Lo	N	①②③ ⓧ	①②③ ④⑤	①②	①②③ ④⑤	①②③ ④⑤	①②ⓧ		5
Esperance	B	Pattern	67% polyester/ 33% cotton	56	3.13	6.81	Lo	N	①②③ ⓧ	①②③ ④⑤	①②	①②③ ④⑤	①②③ ④⑤	①②ⓧ		3
Florabar	D	Pattern	55% linen/ 45% viscose	56	24.25	24.25	Lo	N	①②③ ⓧ	①②③ ④⑤	①②	①②③ ④⑤	①②③ ④⑤	①②ⓧ		4
Focus	E	Pattern	70% cotton/ 30% polyester	54	3.5	8.88	Lo	N	①②③ ⓧ	ⓧⓧ③ ④ⓧ	①②	①②③ ④⑤	①②③ ④⑤	ⓧ②ⓧ		4
Frond Mist	E	Pattern	61% cotton/ 39% polyester	55	14.75	13.63	Med	N	①②③ ⓧ	①②③ ④⑤	①②	①②③ ④⑤	①②③ ④⑤	①②ⓧ		4
Galilee(1)(2)	A	Sheer	100% polyester	120			Med	Y	①②③ ④	ⓧⓧⓧ ⓧⓧ	ⓧⓧ	ⓧⓧⓧ ⓧⓧ	ⓧⓧⓧ ⓧⓧ	ⓧⓧⓧ		N/A
Garden	F	Pattern	46% viscose/ 28% polyester/ 26% cotton	54	12.5	17.25	Med	N	①②③ ⓧ	①ⓧ③ ④⑤	①②	①②③ ④⑤	①②③ ④⑤	①②ⓧ		5
Genuine(1)(2)	B	Sheer	54% linen/ 32% cotton/ 14% polyester	55		1.88	Med	Y	①②③ ④	ⓧⓧⓧ ⓧⓧ	ⓧⓧ	ⓧⓧⓧ ④ⓧ	ⓧⓧⓧ ⓧⓧ	ⓧⓧⓧ		N/A
Gjusta	D	Pattern	87% polyester/ 11% cotton/ 2% linen	56	8.38	4.63	Lo	N	①②③ ⓧ	①ⓧ③ ④⑤	①②	①②③ ④⑤	①②③ ④⑤	①②ⓧ		4
Gratitude	C	Pattern	67% polyester/ 33% viscose	55	8.5	9	Med/Lo	N	①②③ ⓧ	①②③ ④⑤	①②	①②③ ④⑤	①②③ ④⑤	①②ⓧ		3
Grayson	E	Performance Outdoor	100% acrylic	56			Lo	N	①②③ ⓧ	①②③ ④⑤	①②	①②③ ④⑤	①②③ ④⑤	①②ⓧ		3
Gridblock(2)	E	Pattern	100% polyester	55	3.88	3.5	Med	Y	①②③ ⓧ	ⓧⓧ③ ④⑤	①②	ⓧⓧⓧ ⓧⓧ	①②③ ④⑤	ⓧⓧⓧ		6
Hama	C	Pattern	78% polyester/ 14% cotton/ 8% linen	56	26	18	Med	N	①②③ ⓧ	①②③ ④⑤	①②	①②③ ④⑤	①②③ ④⑤	①②ⓧ		4
Harmonious	B	Solid	67% polyester/ 33% cotton	54			Med/Lo	Y	①②③ ⓧ	①②③ ④⑤	①②	①②③ ④⑤	①②③ ④⑤	①②ⓧ		3
Hearthstone(2)	E	Pattern	100% polyester	55		3.5	Med	Y	①②③ ⓧ	①②③ ④⑤	①②	①②③ ④⑤	①②③ ④⑤	ⓧ②ⓧ		6

(1) Not available with blackout lining
(2) Not available with interlining

*Pricing for 118" fabrics starts at 96" length.

Fabric Features

Fabric Style List

Fabric Name	Price Group	Fabric Type	Fabric Content	Fabric Width (inches)	Fabric Repeat		Iron Setting	Steam	Fabric Exceptions						Passes NFPA 701	Motorized Max Shade Area
					Vertical (inches)	Horizontal (inches)										
Hellene	E	Pattern	55% linen/ 45% cotton	57	14.25	13.5	Med/Lo	Y	①②③ ~~④~~	①②③ ④⑤	①②	①②③ ④⑤	①②③ ④⑤	①②~~④~~		3
Hypnotic	E	Pattern	55% cotton/ 20% polyester/ 15% rayon/ 5% linen	56	7.63	4.5	Med/Lo	N	①②③ ~~④~~	~~①~~~~②~~③ ④⑤	①②	①②③ ④⑤	①②③ ④⑤	①②~~④~~		3
Ibiza	F	Performance Outdoor	100% acrylic	55	5.25		Lo	Y	①②③ ~~④~~	①②③ ④⑤	①②	①②③ ④⑤	①②③ ④⑤	①②~~④~~		4
Iconic	E	Performance Outdoor	100% acrylic	55		2.75	Lo	Y	①②③ ~~④~~	①②③ ④⑤	①②	①②③ ④⑤	①②③ ④⑤	①②~~④~~		3
Imagination	C	Pattern	78% polyester/ 14% cotton/ 8% linen	56	9	9	Med	Y	①②③ ~~④~~	~~①~~~~②~~③ ④⑤	①②	①②③ ④⑤	①②③ ④⑤	①②~~④~~		4
Kazlo	B	Solid	75% polyester/ 25% viscose	54			Med	N	①②③ ~~④~~	①②③ ④⑤	①②	①②③ ④⑤	①②③ ④⑤	①②~~④~~		3
Kelsey	E	Pattern	54% polyester/ 46% cotton	56	6.25	8.88	Lo	Y	①②③ ~~④~~	①②③ ④⑤	①②	①②③ ④⑤	①②③ ④⑤	①②~~④~~		4
Kings Garden	D	Pattern	55% linen/ 45% viscose	56	26.25	27	Lo	N	①②③ ~~④~~	①②③ ④⑤	①②	①②③ ④⑤	①②③ ④⑤	①②~~④~~		4
Kingsbury	F	Pattern	58% polyester/ 18% linen/ 15% viscose/ 9% cotton	55	9.25	17.25	Med	N	①②③ ~~④~~	①②③ ④⑤	①②	①②③ ④⑤	①②③ ④⑤	①②~~④~~		4
Liana	E	Pattern	100% polyester	57	7	7	Lo	N	①②③ ~~④~~	①~~②~~③ ④⑤	①②	①②③ ④⑤	①②③ ④⑤	①②~~④~~		2
Maisonette	C	Pattern	75% polyester/ 25% cotton	55	2	1.75	No	Y	①②③ ~~④~~	①~~②~~③ ④⑤	①②	①②③ ④⑤	~~①~~②③ ④⑤	~~①~~~~②~~~~④~~		4
Manning	D	Performance Outdoor	100% acrylic	55			No	Y	①②③ ~~④~~	①②③ ④⑤	①②	①②③ ④⑤	①②③ ④⑤	①②~~④~~		3
Meadowlark	C	Pattern	100% cotton	55	13.5	27	Med/Hi	Y	①②③ ~~④~~	①~~②~~③ ④⑤	①②	①②③ ④⑤	①②③ ④⑤	①②~~④~~		4
Meditations	F	Pattern	100% polyester	55	1.63	1.75	Hi	Y	①②③ ~~④~~	①~~②~~③ ④⑤	①②	①②③ ④⑤	①②③ ④⑤	①②~~④~~		5
Meredith	B	Solid	60% cotton/ 40% polyester	57			No	N	①②③ ~~④~~	①②③ ④⑤	①②	①②③ ④⑤	①②③ ④⑤	①②~~④~~		2
Mikado	C	Pattern	100% cotton	58	16.25	27.25	No	Y	①②③ ~~④~~	①②③ ④⑤	①②	①②③ ④⑤	①②③ ④⑤	①②~~④~~		4

(1) Not available with blackout lining
(2) Not available with interlining

*Pricing for 118" fabrics starts at 96" length.

Fabric Features

Fabric Style List

Fabric Name	Price Group	Fabric Type	Fabric Content	Fabric Width (inches)	Fabric Repeat		Iron Setting	Steam	Fabric Exceptions						Passes NFPA 701	Motorized Max Shade Area
					Vertical (inches)	Horizontal (inches)										
Monorail	F	Pattern	73% cotton/ 27% polyester	55	12.75	10.75	Lo	N	①②③ ~~④~~	~~①~~~~②~~③ ④⑤	①②	①②③ ④⑤	①②③ ④⑤	①②~~④~~		5
Mysterious	F	Pattern	52% polyester/ 48% cotton	54	9.25	13.25	Lo	N	~~①~~②③ ~~④~~	~~①~~~~②~~③ ④⑤	①②	~~①~~~~②~~~~③~~ ~~④~~~~⑤~~	~~①~~~~②~~~~③~~ ~~④~~~~⑤~~	~~①~~~~②~~~~③~~		4
Mystical	D	Pattern	100% polyester	55	5.75	7	Med/Lo	Y	①②③ ~~④~~	~~①~~~~②~~③ ④⑤	①②	①②③ ④⑤	①②③ ④⑤	①②~~④~~		4
Newleaf	B	Pattern	67% polyester/ 33% cotton	56	12.38	13.63	Lo	Y	①②③ ~~④~~	①②③ ④⑤	①②	①②③ ④⑤	①②③ ④⑤	①②~~④~~		3
Pageantry	D	Pattern	62% polyester/ 38% cotton	56	13.75	9.13	Med/Lo	N	①②③ ~~④~~	①~~②~~③ ④⑤	①②	①②③ ④⑤	①②③ ④⑤	①②~~④~~		3
Painterly	D	Pattern	100% cotton	57	26.75	26.5	Lo	N	①②③ ~~④~~	①②③ ④⑤	①②	①②③ ④⑤	①②③ ④⑤	①②~~④~~		4
Palatial	B	Pattern	67% polyester/ 33% cotton	56	4.75	4.5	Med	Y	①②③ ~~④~~	①~~②~~③ ④⑤	①②	①②③ ④⑤	①②③ ④⑤	①②~~④~~		3
Pascoe(1)(2)	E	Solid	100% polyester	57			No	Y	~~①~~②③ ~~④~~	~~①~~~~②~~③ ④~~⑤~~	~~①~~~~②~~	~~①~~~~②~~~~③~~ ~~④~~~~⑤~~	~~①~~~~②~~~~③~~ ~~④~~~~⑤~~	~~①~~~~②~~~~③~~		6
Pastoral	D	Pattern	55% linen/ 45% rayon	55	25.25	27	Lo	Y	①②③ ~~④~~	①~~②~~③ ④	①②	①②③ ④	①②③ ④	①②~~④~~		4
Piazza	A	Pattern	100% cotton	55		0.38	Lo	N	①②③ ~~④~~	①②③ ④⑤	①②	①②③ ④⑤	①②③ ④⑤	①②~~④~~		2
Posy	F	Pattern	55% linen/ 45% cotton	56	24.88	27.25	Lo	N	①②③ ~~④~~	①~~②~~③ ④⑤	①②	①②③ ④⑤	①②③ ④⑤	①②~~④~~		4
Primavera	C	Solid	100% polyester	55			Med/Lo	Y	①②③ ~~④~~	①②③ ④⑤	①②	①②③ ④⑤	①②③ ④⑤	①②~~④~~		4
Prologue(1)(2)	B	Sheer	100% polyester	118	6.38	39.5	Med	Y	①②③ ④	~~①~~~~②~~~~③~~ ~~④~~~~⑤~~	~~①~~~~②~~	~~①~~~~②~~~~③~~ ~~④~~~~⑤~~	~~①~~~~②~~~~③~~ ~~④~~~~⑤~~	~~①~~~~②~~~~③~~		N/A
Quietude(1)(2)	B	Sheer	50% cotton/ 50% polyester	118		1.25	Med/Lo	N	①②③ ④	~~①~~~~②~~~~③~~ ~~④~~~~⑤~~	~~①~~~~②~~	~~①~~~~②~~~~③~~ ~~④~~~~⑤~~	~~①~~~~②~~~~③~~ ~~④~~~~⑤~~	~~①~~~~②~~~~③~~		N/A
Rainfall	C	Pattern	100% cotton	55	12	13	Hi	N	①②③ ~~④~~	①②③ ④⑤	①②	①②③ ④⑤	①②③ ④⑤	①②~~④~~		3
Raleigh	C	Solid	55% linen/ 45% viscose	55			Lo	Y	①②③ ~~④~~	①②③ ④⑤	①②	①②③ ④⑤	①②③ ④⑤	①②~~④~~		3

(1) Not available with blackout lining
(2) Not available with interlining

*Pricing for 118" fabrics starts at 96" length.

Fabric Features

Fabric Style List

Fabric Name	Price Group	Fabric Type	Fabric Content	Fabric Width (inches)	Fabric Repeat Vertical (inches)	Fabric Repeat Horizontal (inches)	Iron Setting	Steam	Fabric Exceptions						Passes NFPA 701	Motorized Max Shade Area
Reflection	D	Solid	100% polyester	54			Med	Y	①②③ ⓧ	ⓧⓧ③ ④⑤	①②	①②③ ④⑤	①②③ ④⑤	①②ⓧ		4
Refuge(2)	E	Solid	61% cotton/ 39% polyester	54			Med	Y	①②③ ⓧ	①②③ ④⑤	①②	①②③ ④⑤	①②③ ④⑤	ⓧ②ⓧ		4
Richland	E	Solid Recycled	100% polyester	55			Med/Lo	N	①②③ ⓧ	①②③ ④⑤	①②	①②③ ④⑤	①②③ ④⑤	①②ⓧ		4
Rutherford	C	Solid	95% polyester/ 5% linen color 6790: 100% polyester	55			Med	Y	①②③ ⓧ	①②③ ④⑤	①②	①②③ ④⑤	①②③ ④⑤	①②ⓧ		4
Sandoval(1)(2)	D	Solid	100% polyester	57			No	Y	ⓧ②③ ⓧ	ⓧⓧ③ ④ⓧ	ⓧⓧ	ⓧⓧⓧ ⓧⓧ	ⓧⓧⓧ ⓧⓧ	ⓧⓧⓧ		6
Sea Paisley	C	Pattern	100% cotton	57	26.63	26.63	Med/Lo	N	①②③ ⓧ	①②③ ④⑤	①②	①②③ ④⑤	①②③ ④⑤	①②ⓧ		3
Seafront	D	Performance Outdoor	100% acrylic	55			Lo	N	①②③ ⓧ	①②③ ④⑤	①②	①②③ ④⑤	①②③ ④⑤	①②ⓧ		3
Simplicity(1)(2)	A	Sheer	100% polyester	60/118			Med/Lo	Y	①②③ ④	ⓧⓧⓧ ⓧⓧ	ⓧⓧ	ⓧⓧⓧ ④ⓧ	ⓧⓧⓧ ⓧⓧ	ⓧⓧⓧ	•	N/A
Skipping Rocks(2)	F	Pattern	70% viscose/ 30% linen	55	9.5	8.75	Med	Y	①②③ ⓧ	ⓧⓧ③ ④⑤	①②	①②③ ④⑤	①②③ ④⑤	ⓧⓧⓧ		5
Soliloquy	C	Solid	100% polyester	55			Med/Lo	N	①②③ ⓧ	①②③ ④⑤	①②	①②③ ④⑤	①②③ ④⑤	①②ⓧ		5
Spargel	C	Solid	100% polyester	57	2.75	4.75	Med	Y	①②③ ⓧ	①②③ ④⑤	①②	①②③ ④⑤	①②③ ④⑤	①②ⓧ		3
Stanton	B	Solid	100% polyester	54			Lo	Y	①②③ ⓧ	①②③ ④⑤	①②	①②③ ④⑤	①②③ ④⑤	①②ⓧ		2
Steward	D	Pattern	57% cotton/ 35% polyester/ 8% linen	56		7	Lo	Y	ⓧⓧ③ ⓧ	①②③ ④⑤	①②	①②③ ④⑤	①②③ ④⑤	①②ⓧ		5
Sustained(2)	E	Pattern	79% polyester/ 21% cotton	56	1.25	1	Med/Lo	N	①②③ ⓧ	①②③ ④⑤	①②	①②③ ④⑤	①②③ ④⑤	ⓧ②ⓧ		4
Symbiotic	D	Pattern	55% linen/ 45% rayon	56	27	27	Lo	N	①②③ ⓧ	①②③ ④⑤	①②	①②③ ④⑤	①②③ ④⑤	①②ⓧ		4
Textile	D	Pattern	100% polyester	57	13.63	13.75	Hi	Y	①②③ ⓧ	①②③ ④⑤	①②	①②③ ④⑤	①②③ ④⑤	①②ⓧ		4

(1) Not available with blackout lining
(2) Not available with interlining

*Pricing for 118" fabrics starts at 96" length.

Fabric Features

Fabric Style List

Fabric Name	Price Group	Fabric Type	Fabric Content	Fabric Width (inches)	Fabric Repeat Vertical (inches)	Fabric Repeat Horizontal (inches)	Iron Setting	Steam	Fabric Exceptions						Passes NFPA 701	Motorized Max Shade Area
Thistlerock(2)	E	Pattern	75% polyester/ 25% linen	54	9.38	8.5	Med/Hi	N	①②③ ~~④~~	~~①~~~~②~~③ ④⑤	①②	①②③ ④⑤	①②③ ④⑤	①②~~④~~		5
Thrive(2)	F	Pattern	46% viscose/ 28% polyester/ 26% cotton	55	18	13	Hi	N	~~①~~②③ ~~④~~	~~①~~~~②~~③ ④⑤	①②	①②③ ④⑤	~~①~~~~②~~~~③~~ ④~~⑤~~	~~①~~②~~④~~		6
Tuzee(1)(2)	A	Sheer	100% polyester	117			Med	N	①②③ ④	~~①~~~~②~~~~③~~ ~~④~~~~⑤~~	~~①~~~~②~~	~~①~~~~②~~~~③~~ ~~④~~~~⑤~~	~~①~~~~②~~~~③~~ ~~④~~~~⑤~~	~~①~~~~②~~~~③~~		N/A
Tyrell	C	Solid	51% cotton/ 49% polyester	56			Med/Lo	N	①②③ ~~④~~	①②③ ④⑤	①②	①②③ ④⑤	①②③ ④⑤	①②~~④~~		4
Undertones	D	Pattern	100% cotton	57	26.38	26.88	Med	Y	①②③ ~~④~~	①②③ ④⑤	①②	①②③ ④⑤	①②③ ④⑤	①②~~④~~		3
Uplifting	F	Pattern	55% linen/ 45% rayon	56	13.25	27.25	Lo	N	①②③ ~~④~~	①~~②~~③ ④⑤	①②	①②③ ④⑤	①②③ ④⑤	①②~~④~~		4
Valor	D	Pattern	100% cotton	57	13.5	13.38	Med/Lo	N	①②③ ~~④~~	①~~②~~③ ④⑤	①②	①②③ ④⑤	①②③ ④⑤	①②~~④~~		3
Veil(1)(2)	A	Sheer	100% polyester	60/118			Lo	Y	①②③ ④	~~①~~~~②~~~~③~~ ~~④~~~~⑤~~	~~①~~~~②~~	~~①~~~~②~~~~③~~ ④~~⑤~~	~~①~~~~②~~~~③~~ ~~④~~~~⑤~~	~~①~~~~②~~~~③~~	●	N/A
Venetian	D	Pattern	55% linen/ 45% rayon color 5490 89% cotton / 11% rayon	57	25.25	27	Lo	Y	①②③ ~~④~~	①②③ ④⑤	①②	①②③ ④⑤	①②③ ④⑤	①②~~④~~		4
Viewpoint(1)(2)	F	Pattern	35% rayon/ 33% cotton/ 23% polyester/ 9% linen	55	7		Med/Lo	Y	~~①~~②③ ~~④~~	~~①~~~~②~~③ ④⑤	①②	①②③ ④⑤	~~①~~~~②~~~~③~~ ~~④~~~~⑤~~	~~①~~~~②~~~~③~~		6
Wexler(1)(2)	F	Performance Outdoor	100% acrylic	56	12.63	6.75	Lo	Y	①②③ ~~④~~	①②③ ④~~⑤~~	①②	①②③ ④⑤	①②③ ④⑤	①②~~④~~		5
Whimsical	A	Pattern	100% cotton	55	9	9	Med/Lo	N	①②③ ~~④~~	~~①~~~~②~~③ ④⑤	①②	①②③ ④⑤	①②③ ④⑤	①②~~④~~		3
Wonder	E	Pattern	52% cotton/ 26% rayon/ 18% polyester/ 4% linen	56	7.75	4.25	Lo	N	①②③ ~~④~~	~~①~~~~②~~③ ④⑤	①②	①②③ ④⑤	①②③ ④⑤	①②~~④~~		4
Woodblock	D	Pattern	55% linen/ 45% viscose	55	26.5	26.75	Lo	N	①②③ ~~④~~	①②③ ④⑤	①②	①②③ ④⑤	①②③ ④⑤	①②~~④~~		4
Zen(1)(2)	A	Sheer	100% polyester	118			Med	Y	①②③ ④	~~①~~~~②~~~~③~~ ~~④~~~~⑤~~	~~①~~~~②~~	~~①~~~~②~~~~③~~ ~~④~~~~⑤~~	~~①~~~~②~~~~③~~ ~~④~~~~⑤~~	~~①~~~~②~~~~③~~	●	N/A

(1) Not available with blackout lining
(2) Not available with interlining

*Pricing for 118" fabrics starts at 96" length.

Fabric Features

Fabric Style List

Fabric Name	Price Group	Fabric Type	Fabric Content	Fabric Width (inches)	Fabric Repeat		Iron Setting	Steam	Fabric Exceptions						Passes NFPA 701	Motorized Max Shade Area
					Vertical (inches)	Horizontal (inches)										
Liners																
Blackout	A	LINER	100% polyester	54	0	0	N/A	N/A	①②⊗⊗	⊗⊗⊗⊗⊗	⊗⊗	⊗⊗⊗⊗⊗	⊗⊗⊗⊗⊗	⊗⊗⊗		N/A
Interlining		LINER	100% cotton	56	0	0	N/A	N/A	⊗⊗⊗⊗	⊗⊗⊗⊗⊗	⊗⊗	⊗⊗⊗⊗⊗	⊗⊗⊗⊗⊗	⊗⊗⊗		N/A
Standard	A	LINER	60% polyester/ 40% cotton	54	0	0	N/A	N/A	①②⊗⊗	⊗⊗⊗⊗⊗	⊗⊗	⊗⊗⊗⊗⊗	⊗⊗⊗⊗⊗	⊗⊗⊗		N/A
Dimout	A	LINER	50% cotton/ 50% polyester	54½	0	0	N/A	N/A	①②⊗⊗	⊗⊗⊗⊗⊗	⊗⊗	⊗⊗⊗⊗⊗	⊗⊗⊗⊗⊗	⊗⊗⊗		N/A

Fabric Features

Fabric Style List

Fabric Name	Fabric Type	Fabric Content	Fabric Width (inches)	Fabric Repeat		Iron Setting	Steam	Fabric Exceptions						Passes NFPA 701
				Vertical (inches)	Horizontal (inches)									
Trim														
Brush Fringe	TRIM	100% polyester	1½	N/A	N/A	No	N	①②③ ⓧ	①②③ ④⑤	ⓧⓧ	①②③ ④⑤	ⓧⓧⓧ ⓧⓧ	N/A	
Ball Fringe	TRIM	100% polyester	1⅜	N/A	N/A	No	N	①②③ ⓧ	①②③ ④⑤	ⓧⓧ	①②③ ④⑤	ⓧⓧⓧ ⓧⓧ	N/A	
Gimp	TRIM	51% cotton/ 43% acetate/ 6% polyester	7/16	N/A	N/A	No	N	①②③ ⓧ	①②③ ④⑤	ⓧⓧ	ⓧⓧⓧ ⓧⓧ	ⓧⓧⓧ ⓧⓧ	N/A	
Teardrop Crystal Bead Trim	TRIM	80% acrylic/ 20% polyester	1	N/A	N/A	No	N	ⓧⓧⓧ ⓧ	①②③ ④⑤	ⓧⓧ	ⓧⓧⓧ ⓧⓧ	ⓧⓧⓧ ⓧⓧ	N/A	
Cord	TRIM	Varies by style	¼, ⅜	N/A	N/A	No	N	ⓧⓧⓧ ⓧ	ⓧⓧⓧ ⓧⓧ	①②	ⓧⓧⓧ ⓧⓧ	ⓧⓧⓧ ⓧⓧ	N/A	
Deco Tape	TRIM	Varies by style	2	N/A	N/A	No	N	ⓧⓧⓧ ⓧ	①②③ ④⑤	ⓧⓧ	ⓧⓧⓧ ⓧⓧ	ⓧⓧⓧ ⓧⓧ	N/A	•

Drapery

Features

Features and Benefits of Our Drapery . . . 17
Drapery Styles . . . 18
Drapery Styles Hardware Summary . . . 19
Drapery Draws . . . 20
Support Brackets . . . 20
Decorative Panels . . . 20
Sheers . . . 20

Size Considerations

Drapery Styles Minimums and Maximums . . . 21

Specifications

Pleated . . . 22
Roll Pleat . . . 22
Rod Pocket Top . . . 23
Rod Pocket Top and Bottom . . . 23
Plain Top . . . 23
Grommet Top . . . 24
Tab Styles . . . 25
Decorative Panels . . . 25

Finishing Options

Color Blocking . . . 26
Edge Banding . . . 26
Trim . . . 26
Tiebacks . . . 27
Tieback Options . . . 27

Features

Features and Benefits of Our Drapery

Drapery Fullness



Fullness is based on the style and width of your custom drapery. This results in evenly spaced fullness, providing depth and a luxurious look.

Hidden Seams

For pleated style draperies seams fall to the back of the pleat or fold, making them less noticeable. Seam placement cannot be controlled in specialty styles.

Patterns Matched at Seams



All our seamed drapes have patterns matched to assure the pattern is continuous across the drape, creating visual continuity.

Pre-Pinned Draperies



Pleated draperies are pre-pinned based on rod specifications for easy installation.

Decorative Panels

Available in one-width and two-width options in pinch pleat, rod pocket, grommet, and back tab styles.

Rod Pocket and Tab Tops

Rod pocket and tab sizes are determined based on the diameter of the rod specified at the time of order.

Spring Back

Pleated drapes on a pole with rings may “spring back” slightly from their closed position. Manufacturing will add 10% to the width of drapery to allow for privacy and prevent light gap.

Double Turned Hem



Double turned hem provides weight and stability. Weights are added to each corner of the drapery.

Lining



Liners are added to the back of all drapes (except sheer fabrics) to help protect the fabric from outside elements and increase energy efficiency.

Mitered Corners



Mitered corners come standard on all drapery styles.

Modified Straight Hem



Due to construction and/or weight of certain fabrics, a modified hem may be required. These hems will not have mitered corners.

Interlining



Placed between the main fabric and liner, interlining adds weight while creating a more opaque look. Recommended for lightweight fabrics.

Features

Drapery Styles

Pleated	Rod Pocket	Specialty
Box Pleat	Rod Pocket Top (D, V)	 Back Tab (D)
 Cartridge Pleat (V)	Rod Pocket Top and Bottom	Classic Tab (V)
 Inverted Pleat (V)		Grommet Top (D, V)
 Two Finger Inverted Pleat (V)		Plain Top
Pinch Pleat (D, V)	**Roll Pleat** 	 Wrapped Tab (V)
 Two Finger Pinch Pleat (D, V)		
Reverse Pleat (V)		

D-Available in Decorative Panels
V-Available in Valances
NOTE: Drapery hardware is not included with draperies.

Features

Drapery Styles Hardware Summary

	Drapery Styles					
	 Grommet Top	Plain Top	Pleated	Rod Pocket	Roll Pleat	Tab Tops
Rod Type						
 **Board-Mounted**[2]			•			
Curtain Rod			•	•		
Decorative Pole	•			• Top only		•
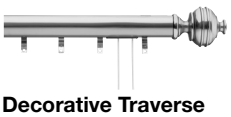 **Decorative Traverse**			•			
Traverse Rod			•			
Decorative Pole with Rings		•	•	• Slouch application		
Sash or Tension				• Top and bottom only		
Roll Pleat Rod[1]					•	
 **Motorized**[3]			•		•	

(1) See Graber® Artisan drapery hardware catalog for roll pleat rod specifications and pricing.
(2) Board-Mount not available with decorative panels.
(3) See Graber Glydea™ drapery motorized track product information guide for specifications and pricing.

Features

Drapery Draws

Pair—Center or Split Draw

Panel—One Way Draw Right

Panel—One Way Draw Left

Stationary Panels—Custom-Sized Panels that are Non-Functional

Support Brackets

Support Brackets

- Support brackets required on wider rods prevent the following draperies from fully traversing:
  - Grommet top
  - All tab styles
  - Rod pocket
  - Styles mounted on a pole with rings

Decorative Panels

Decorative Panels

- Preset widths—available in only one or two fabric widths and made-to-order lengths
- Wide width fabrics are not available as deco panels

Sheers

- Wide width sheers are railroaded in draperies up to 96" tall. This allows your sheer to be free of seams.

Outdoor

- Outdoor draperies are available in the following drapery styles only: rod pocket, grommet top, tab top, plain top, back tab
- Grommets for outdoor draperies available in round style with stainless steel finish only
- Outdoor draperies are only available unlined
- Not available with trim, banding, or color blocking options

Size Considerations

Drapery Styles Minimums and Maximums

	Drapery Styles							
	Pleated	**Roll Pleat**	**Rod Pocket**	**Rod Pocket: Top and Bottom**	**Plain Top**	**Tab Tops**	**Grommet Top**	**Deco Panels**
Fullness								
Approximate Fullness: Drapery Fabrics	2.5:1	100% 120%	2.5:1		2:1	2:1	2:1	Based on drapery fabric width
Approximate Fullness: Sheers	3:1	100% 120%	3:1	3:1	2.5:1	2.5:1	2.5:1	Based on drapery fabric width
Draperies								
Minimum Width per Panel (inches)	15	13	15	5	19	19	19	1 fabric width approximately 20"
Minimum Width per Pair (inches)	30	26	30		38	38	38	
Maximum Width per Panel or Pair (inches)	213	190	213	50	213	213	213	2 fabric widths approximately 40"
Minimum Length (inches)	18	18	18	18	18	18	18	18
Maximum Length (inches)	225	225	225	98	225	225	224	224
Valances								
Minimum Width (inches)	15		15			19	19	
Maximum Width (inches)	213		213			213	213	
Minimum Length (inches)	12		12			12	12	
Maximum Length (inches)	17¾		17¾			17¾	17¾	
Returns								
Drapery: 0", 2", 3", 4", 5", 6", 7", 8"	•		•					Return and leading edge both 4"
Roll Pleat Drapery: Approx. 3½"		•						
Valances: 0", 2", 3", 4", 5", 6", 7", 8"	•		•					
Headings								
4" Double Turned Headers with Buckram (some exceptions will apply based on fabric weight or construction)	•				•	Back tab	•	• (excluding rod pocket)

Specifications

Pleated

Box Pleat[1]

Cartridge Pleat

Inverted Pleat[2]

Pinch Pleat

Reverse Pleat

(1) Recommended for stationary application only.
(2) Not recommended for sheers.

Pin Hook Placement
All pleated styles come pre-pinned based on the chosen rod selection.



Pin Hook

Rod Type	Top of Pin from Top Edge of Drapery (inches)
Decorative Traverse Rod with Glides	¼
Curtain Rod	½
Decorative Traverse Rod with Rings	½
Pole with Rings	½
Motorized Rod	½
Board Mounted Drape—Ceiling Mount	1
Board Mounted Drape—Wall Mount	1¼
Ceiling Mounted Traverse Rod	1¼
Standard Traverse Rod	1½
Alternative Traverse Rod	1¾



Board-Mounted
Pleated draperies up to 95" wide can be ordered with a board-mounted option.

Decorative panels are not available with board-mount option.

Estimated Pleat Count Chart		
Drapery Width (inches)	**Pair**	**Panel**
20	—	5
24	—	6
40	10	10
60	16	15
80	20	20
100	26	25
120	30	30
140	36	35
160	40	38
Add for leading edge and returns	4	2



Leading Edge
Approximately 4"

NOTES: This chart is a general guideline. There may be slight variations based on fabric width and seam placement.
When using a pole with rings, multiply your width by 1.1 to determine drapery width for pleat count chart above.

Roll Pleat

Roll Pleat

Overlap Panels

Butt Panels

NOTE: See drapery hardware product information guide for control options.

Specifications

Rod Pocket Top

Rod Pocket Top

- Heading sizes available: 0", 1", 2", 3", and 4"
- Rod pocket size is determined by rod selection
- Decorative pole with rings used when creating a slouch style
- Due to construction, rod pocket draperies not available with blackout liner

Rod Type and Diameter	**Pocket Size** (inches)
1" Curtain Rod	2
1" Decorative Pole	2
1⅜" Decorative Pole	2½
2" Decorative Pole	4
2¼" Decorative Pole	4
3" Decorative Pole	5½
Decorative Pole with Rings	4
Sash or Tension Rod	1½

Rod Pocket Top and Bottom

Rod Pocket
Top and Bottom

- Available unlined in sheers, laces, and casements only
- Heading sizes available: 0", 1", and 2"
- Rod pocket size: 1½"

Plain Top

Plain Top

- Installed using a decorative pole with rings

Suggested Number of Clip Rings[3]		
Drapery Width (inches)	**Pair**	**Panel**
20	—	7
24	14	12
40	20	17
60	24	22
80	30	27
100	34	32

(3) This chart can also be used to create a slouched drapery using a rod pocket drapery with no heading.

Specifications

Grommet Top

		Decorative Pole		
	Decorative Pole Choice	**1" Decorative Pole**	**1⅜" Decorative Pole**	**2" and 2¼" Decorative Pole**
	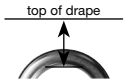 **Distance to Top of Drape**	**Approximately 1¼"**	**Approximately 1"**	**Approximately ¾"**
Grommet Style	**Round**	•	•	•
	Square	•	•	
	Diamond	•		
Grommet Colors and Numbers	**Black—39**	•	•	•
	Brushed Nickel—45	•	•	•
	Vintage Gold—15	•	•	•
	Aged Pewter—16	•	•	
	Bronze—2	•	•	
	Golden Bronze—19	•	•	•
	Satin Brass—18	•	•	•
	Stainless—07 only available for outdoor draperies	•		

- Finished drapery length includes additional fabric above the grommet top opening (see chart at the left); adjustment is added to the ordered length by manufacturing
- Support brackets on wider poles prevent this drapery style from fully traversing
- Grommet top not available on 3" decorative poles

Specifications

Tab Styles

Back Tab

Front

Back

Classic Tab

Wrapped Tab

Self Wrap

Contrast Wrap

	Tab Length		
Rod Type and Diameter	**Back Tab** (inches)	**Classic Tab** (inches)	**Wrapped Tab** (inches)
1" Decorative Pole	4	3½	5
1⅜" Decorative Pole	4	3½	5
2" Decorative Pole	4	4½	6
2¼" Decorative Pole	4½	4½	6
3" Decorative Pole	6	5½	7

NOTES: Tab length will be determined based on rod selected.
Tab length is included in finished length with classic and wrapped tabs.

Decorative Panels

	Pinch Pleated	**Rod Pocket**	**Grommet**	**Back Tab**
Standard				
Features	Standard pin set: ½"; Leading edge both sides: 4"	Rod pocket size: 4"; Heading: none Accommodates rod diameter up to: 2"	Grommet accommodates rod diameters up to: 1"; Grommet style: round (choice of color);	Back tab accommodates rod diameters up to: 2" Tab length: 4"
Options				
Liners: Dimout	•	•	•	•
Liners: Blackout	•		•	•

- Available in one-width or two-width wide panels
- See fabric style list for fabric width
- No additional calculations made to length; ordered length equals finished length
- Standard liner comes on all; alternative liners are available for a surcharge except sheers, casement, and laces
- Liner-only decorative panels: available in pinch pleat and rod pocket styles only

Finishing Options for Draperies and Decorative Panels

Color Blocking[1]

⅓ Bottom

⅓ Top

⅕ Bottom

⅕ Top

- Secondary color is the ⅓ or ⅕ portion of the drapery
- Not available in conjunction with banding or trim
- When selecting secondary fabric please note that fabrics of similar weight, thickness and construction provide the best appearance

Edge Banding[1]

Inside Edge

Inside and Outside Edges

Outside Edge

- 3" accent edge banding
- Banding can be attached on the inside edge, outside edge, or inside and outside edges
- Not available in conjunction with color blocking or trim
- When selecting secondary fabric please note that fabrics of similar weight, thickness and construction provide the best appearance

Trim[1]

Inside Edge

Bottom Hem

Inside Edge and Bottom Hem

Inset Gimp

- Trim can be attached on the inside edge, bottom hem, or inside edge and bottom hem
- Not available in conjunction with banding or color blocking
- Gimp only can be attached inset 2" from inside edge

(1) Not available on sheers, laces, or casement fabrics

Finishing Options

Tiebacks


Straight


Contour

Tieback Options

Self-Welting

Contrast Welting

Cord

Brush Fringe


Globe Fringe

Beaded Trim

Ring Fastener

	Folded Length Sizes								Depth Sizes
	5"	10"	20"	30"	40"	50"	60"	70"	4"
Straight Tieback	•	•	•	•	•	•	•	•	•
Contour Tieback		•	•	•	•	•	•	•	•

NOTES: Sold as single units.
Sheers and casement fabrics available straight style only; not available with self or contrast welting.
Laces not available.

Fabric Shades

Features

Features and Benefits of Our Shades 31-32
Safety Features of Our Shades 32
Motorized Lift 33

Options

Fabric Shade Styles 34-35

Size Considerations

Cord Lift Shades 36
Continuous-Loop Lift Shades 36
Cordless Lift Shades: Looped Roman, Classic Flat Roman, Seamless Roman, Relaxed Roman 37
Depth Requirements for Inside Mount 37

Features

Features and Benefits of Our Shades

Blackout Feature



Classic flat, seamless, and relaxed shades with blackout liner are constructed to minimize pinholes and light seepage.

Front Control Option



Shade comes off the back of the headrail with controls placed in the front. Color coordinated cords and tassels on standard control.

Hidden Support Rods

Create even folds without the hassle of training the pleats. All shades except balloon have hidden support rods included in the price.

Snap-In Install Brackets

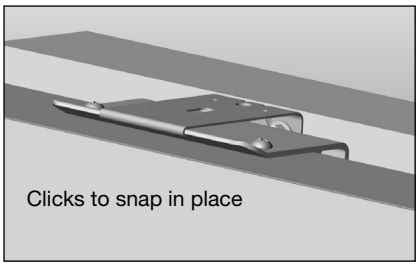

No struggling with wing nuts. Our snap-in brackets make installation quick and easy.

Seamless Lining



To prevent shadows from the lining seams, our lining is seamless on all shades except balloon style.

Multi-Shade Option

Multiple shades on one headrail available in two-on-one with cord lift or continuous loop lift, and three-on-one with continuous loop lift or cordless lift controls only.

Bottom Up/Top Down Controls

Raise or lower your shade from the bottom or the top for privacy and light control. Cord lift with color coordinated cords and tassels. Not available in multi-shade.

Fabric-Wrapped Wood Headrail



All our headrails are wrapped with self fabric for a beautifully finished look.

Patterns Matched at Seams



All our seamed shades have patterns matched to assure the pattern is continuous across the shade.

Adjustable Returns

Returns are standard on outside mount shades and valances, and are designed for flexibility on the job site.

Fabric Valance

Attached valance is free with front control and bottom up/top down. Valance is available with a surcharge on back controls. (Minimum valance length on front controls is 8"). Please note we cannot guarantee alignment with shade.

Back Valance

Back valance coordinates with liner; standard on back control with cordless lift, continuous-loop lift, or motorized lift option. Available for a surcharge on cord lift.

Features

Features and Benefits of Our Shades

Edge and Inset Accent



2" edge or inset banding, or decorative tape option on seamless and relaxed styles. Standard on valance when ordered on shade. Not available on multi-shade valances.

Valance Trim



Decorative trim options, available on the bottom of the valance, highlight the custom look of your shade.

Safety Features of Our Shades

Single Pull Cordless Lift Option



Hidden ring for operation of patented cordless lift system available on all shade styles except balloon.

Motorized Lift Option

Operate your shades from virtually anywhere in your home. Provides ease of operation for hard to reach or large windows.

Continuous-Loop Lift Option

Single continuous-loop metal bead chain allows you to raise and lower your shade smoothly and easily. Great for larger shades.

Safety Cord Shroud with Metal Rings

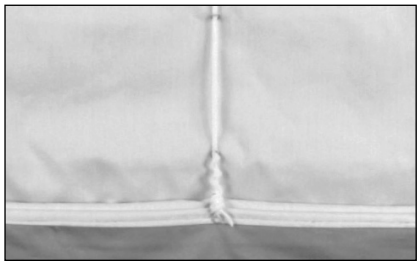

Prevents cord from being easily pulled away from the shade and forming a loop.

Cord Management Options

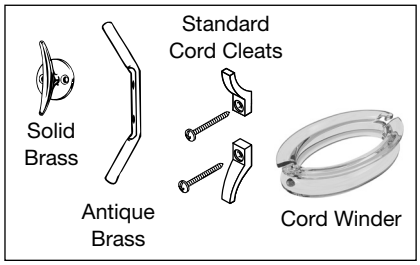

Standard clear cord cleat comes with every shade. Cord winder and decorative cord cleats are available for a surcharge.

Features

Motorized Lift

- Refer to motorization product information guide for additional options, sizing, and pricing
- Window treatments can be operated from virtually anywhere in the home
- Provides easy operation of hard-to-reach or large window coverings
- Efficiently manages energy (heat gain and loss)
- Operate multiple window treatments simultaneously or individually
- A safer alternative to accessible cords that are traditionally used to operate window coverings; ideal for homes with children and pets
- Easily integrated with home automation systems
- Low voltage motorization requires no costly electrical hard-wiring
- Multiple control options available

NOTE: Motorization components and accessories have a five-year limited warranty, excluding batteries.

Options

Fabric Shade Styles

Option surcharges may apply. See price charts for details.	Control Choices (back control is standard on all control options)					Lining Choices			Shade Options			
	Cordless Lift	Motorized Lift	Continuous-Loop Lift	Cord Lift	Non-Operational	Standard: Included on All Shades	Dimout	Blackout	Bottom Up/ Top Down	Front Control	Upturned Headrail	Front Valance: 6", 8", 10"
Looped Roman Shade	•	•	•	•	•	•	•	•	•	•	•	•
Classic Flat Roman Shade	•	•	•	•	•	•	•	•	•	•	•	•
Seamless Roman Shade	•	•	•	•	•	•	•	•	•	•	•	•
Relaxed Roman Shade	•	•	•	•	•	•	•	•		•	•	•
Balloon Shade			•	•	•	•	•					
Cordless Lift	•					•	•	•		•		•
Motorized Lift		•				•	•			•		•
Continuous-Loop Lift			•			•	•	•		•		•
Cord Lift				•		•	•	•	•	•	•	•
Non-Operational					•	•	•	•		•	•	•
Bottom Up/ Top Down				•		•	•	•	•			•
Front Control	•	•	•	•	•	•	•	•		•	•	8" min.

Options

Fabric Shade Styles

Option surcharges may apply. See price charts for details.	Shade Options					Finishing Options					Information	
	Back Valance	Corner Window	Bay Window	Multiple Shades Two-On-One Headrail	Multiple Shades Three-On-One Headrail	Inset Banding	Edge Banding	Decorative Tape	Decorative Cord Cleats	Valance Trim	Coordinating Cords and Tassels	Pattern Interruption
Looped Roman Shade	•	•	•	•	•				•	•	•	•
Classic Flat Roman Shade	•	•	•	•	•				•	•	•	•
Seamless Roman Shade	•	•	•	•	•	•	•	•	•	•	•	
Relaxed Roman Shade	•	•	•	•	•	•	•	•	•	•	•	
Balloon Shade	•								•			
Cordless Lift	•	•	•			•	•	•		•		•
Motorized Lift	•	•	•			•	•	•		•		•
Continuous-Loop Lift	•	•	•	•	•	•	•	•		•		•
Cord Lift	•	•	•	•		•	•	•	•	•		•
Non-Operational	•	•	•	•	•	•	•	•		•		•
Bottom Up/ Top Down						•	•	•	•	•	•	•
Front Control				•	•	•	•	•	• Cord lift	•	• Cord lift	•

Size Considerations

Cord Lift Shades

Shade Style	Cord Lift Shade				Multiple Shades on One Headrail*					Bottom Up/Top Down Shade**			
	Width		Length		Width			Length		Width		Length	
	Min (inches)	Max (inches)	Min (inches)	Max (inches)	Min Panel (inches)	Max Panel (inches)	Max Shade (inches)	Min Shade (inches)	Max Shade (inches)	Min (inches)	Max (inches)	Min (inches)	Max (inches)
Looped Roman	12	106	18	103	12	106	144	18	103	16	74	18	103
Classic Flat Roman	12	106	18	120	12	106	144	18	120	16	74	18	120
Seamless Roman	12	106	18	120	12	106	144	18	120	16	74	18	120
Relaxed Roman	12	106	18	120	12	106	144	18	120	Not available			
Balloon	24	90	18	103	Not available								

NOTES: For all inside mount applications, ⅜" deduction is taken by the manufacturer on ordered width.
Cord length on shades is approximately ⅓ the length of the shade.
*Cord lift multi-shade available in two-on-one only.
**Cord lift bottom up/top down not available in multi-shade.

Continuous-Loop Lift Shades

Shade Style	Continuous-Loop Lift Shade				Multiple Shades on One Headrail				
	Width		Length		Width			Length	
	Min (inches)	Max (inches)	Min (inches)	Max (inches)	Min Panel (inches)	Max Panel (inches)	Max Shade (inches)	Min Shade (inches)	Max Shade (inches)
Looped Roman	24	106	18	100	24	106	144	18	100
Classic Flat Roman	24	106	18	100	24	106	144	18	100
Seamless Roman	24	106	18	100	24	106	144	18	100
Relaxed Roman	24	106	18	100	24	106	144	18	100
Balloon	28	90	18	100	Not available				

NOTES: For all inside mount applications, ⅜" deduction is taken by the manufacturer on ordered width.
Beaded chain length is approximately ¾ the length of the shade. Specific lengths may be requested.
Chain tensioner must be installed for the shade to operate correctly.
Three-on-one multi-shade requires common left or common right controls. Center shade will not have individual control.

Size Considerations

Cordless Lift Shades: Looped Roman, Classic Flat Roman, Seamless Roman, Relaxed Roman

Minimum and Maximum Cordless Shades: Standard, Dimout

NOTE: Minimum width 18", minimum length 18". Shaded area indicates headrail size, see below for details.

NOTE: Multi-shade combined width cannot exceed 144" and single-shade minimums and maximums apply within the configuration.

Length up to (inches) ↓ / Width up to (inches) →	18	24	30	36	42	48	54	60	66	72	78	84	90	96
24														
30														
36														
42														
48														
54														
60														
66														
72														
78														
84														
90	N/A	N/A												
96	N/A	N/A												
102	N/A	N/A	N/A											
108	N/A	N/A	N/A											

Minimum and Maximum Cordless Lift Shades: Blackout

NOTE: Minimum width 18", minimum length 18". Shaded area indicates headrail size, see below for details.

Length up to (inches) ↓ / Width up to (inches) →	18	24	30	36	42	48	54	60	66	72	78	84	90	96
24														
30														
36														
42														
48														
54														
60														
66														
72														
78														
84														
90	N/A	N/A	N/A											N/A
96	N/A	N/A	N/A										N/A	N/A
102	N/A	N/A	N/A									N/A	N/A	N/A
108	N/A	N/A	N/A								N/A	N/A	N/A	N/A

NOTE: For all inside mount applications, 3/8" deduction is taken in manufacturing on the ordered width to allow for fabric thickness.

NOTE: Shades of different sizes in the same room may have different headrail depths. Contact customer service if these need to be the same depth.

Depth Requirements for Inside Mount

	Headrail Dimensions (inches)	Partially recessed headrail in window casing/ molding **Minimum Depth Mount** (inches)	Fully recessed headrail in window casing/ molding **Flush with Casing** (inches)
Cord Lift	1½ D x ⅝ L	¾	2⅜
Upturned Headrail[1]	⅝ D x 1½ L	1	1¼
Continuous-Loop Lift/ Motorized Lift	2¼ D x ⅝ L	¾	3⅛
Cordless Lift: Areas Shaded Dark	1½ D x ⅝ L	¾	2⅜
Cordless Lift: Areas Shaded Light	2¼ D x ⅝ L	¾	3⅛

(1) For direct mount, front control shades add ¾" to the mounting depths for clearance of the pleat tabs and rings. Upturned headrail is direct mount only, mounting brackets are not available.

Top Treatments and Pillows

Features

Features and Benefits of Our Top Treatments and Pillows 41

Top Treatments Features

Top Treatment Styles 42

Top Treatments Options and Size Considerations

Premium Fabric-Wrapped Cornices 43
Fabric-Wrapped Cornices 43
Swag and Cascades 44
Traditional Swag and Cascades 45
Pole Swag and Cascades 45
Rod Pocket Swag and Cascades 45
Board-Mounted Valances 46
Board-Mounted Valance Decorative Accents 47
Board-Mounted Valance Minimums and Maximums 48

Pillows Features and Options

Pillows 49

Features

Features and Benefits of Our Top Treatments and Pillows

Premium Fabric-Wrapped Cornices



Premium fabric-wrapped cornices have a wood base and a self fabric dust cover.

Fabric-Wrapped Cornices



Fabric-wrapped cornices are light weight and easy to install.

Contrast Welting

Contrast welting on premium fabric-wrapped cornices and select fabric-wrapped styles.

Dust Cover

Premium fabric-wrapped cornices and board-mounted top treatments come with a fabric-wrapped dust cover.

No Dust Cover

Fabric-wrapped cornices do not come with a dust cover.

Curved Cornice Contrast

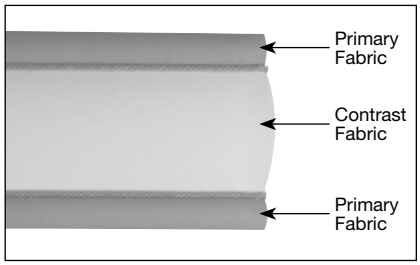

Fabric-wrapped curved cornice comes with decorative cording and contrast center option.

No Returns

No returns on inside mount cornices and board-mounted top treatments. Image shows outside mount to show detail only.

Returns

Returns available on left side, right side, or both sides on all cornices and most board-mounted top treatments.

Customized Board-Mounted Top Treatments



Select from five base valance silhouettes and choose one of our design options to create a unique valance design.

Contrast Cascade Lining



Contrast cascade lining available with or without interlining.

Asymmetrical Cascades

Pole swag and cascades available with asymmetrical cascades. The concealed rod pockets create the look of a scarf with easy installation.

Decorative Pillows

Decorative pillows add pops of color to any room décor. Available in five shape and size options.

Features

Top Treatment Styles

Cornices		Swags and Cascades	Board-Mounted Valances[1]
Premium Fabric-Wrapped	**Fabric-Wrapped**		
Arch	Contour	Traditional Swag/Cascade	 Formal (shown with bell)
Casual	 Curved	Pole Swag	Soft Fold (shown without accent)
Deco	Straight	Tailored Arch	Inverted Box Pleat (shown with kick pleat)
Linear	Traditional	Rod Pocket Swag/Cascade	Tailored Flat (shown with kick pleat)
Scallop		Rod Pocket Insert/Cascade	Tailored Scallop (shown with kick pleat)
		Scarf	

(1) See board-mounted valance decorative accents for options.

Options and Size Considerations

Premium Fabric-Wrapped Cornices

	Arch	Casual	Deco	Scallop	Linear
Features and Options					
Base Construction	Wood	Wood	Wood	Wood	Wood
Dust Cover[1]	●	●	●	●	●
Welting: Self or Contrast	●	●	●	●	●
Cording	●	●	●	●	●
Corner/Bay Window					Mitered corners
Railroaded Fabric[2]	●	●	●	●	●
Minimums and Maximums					
Minimum Width (inches)	20				
Maximum Width (inches)	190				
Lengths Available (inches)	9-21 in 1" increments				6-21 in 1" increments
Returns[3] (inches)	2-8 in 1" increments				
Dust Cover Depth (inches)	Outside mount: return size Inside mount: 3				
Oversize Fee (inches)	144 or wider				
Hinged (inches)	95				

Fabric-Wrapped Cornices

	Contour	Curved[4]	Traditional	Straight
Features and Options				
Base Construction	Synthetic	Synthetic	Synthetic	Synthetic
Welting: Self or Contrast	●		●	●
Cording		●		
Contrast Fabric		●		
Corner Window				Butt/bypass
Railroaded Fabric[2]	●	●	●	●
Minimums and Maximums				
Minimum Width (inches)	20			
Maximum Width (inches)	144			
Lengths Available (inches)	12			6, 8, 10, 12
Returns[3] (inches)	3, 6			

(1) Dust cover top is covered with face fabric; dust cover bottom is covered with White liner.
(2) Fabric will be rotated 90 degrees when railroaded.
(3) Returns available on left side only, right side only, or both sides.
(4) Curved style comes standard with cording as shown.

Options and Size Considerations

Swag and Cascades

	Traditional Swag/Cascade	Pole Swag[1]	Rod Pocket Swag/Cascade	Rod Pocket Insert/Cascade	Tailored Arch	Scarf[2]
Features and Options						
Lining	Swag: standard liner; when cascades are interlined, swag will have flannel-back liner Cascade: self or contrast lined (interlining can be added for a surcharge)				Self or contrast lined	Sheers, casements & laces: unlined only All other fabrics: self lined
Banding	Swag: 5" bottom edge	Swag: 5" bottom edge				
Trim	Swag: bottom edge Cascade: inside edge	Swag: bottom edge Cascade: inside edge	Swag: bottom edge Cascade: inside edge	Insert: bottom edge Cascade: NA		2 short sides or 2 short sides and 1 long side
Welting	Self or contrast[3]				Self or contrast[3]	
Install	Board-mounted	Decorative pole	Curtain rod or decorative pole	Curtain rod or decorative pole	Board-mounted	Decorative hardware
Dust Cover	•				•	
Swag Only	•					
Minimums and Maximums						
Minimum Width (inches)	32					1 width[4]
Maximum Width (inches)	240					1 width[4]
Minimum Length: Swag or Inset (inches)	17	Approximately 17	17	Short point 15	Short point 15	
Maximum Length: Swag or Inset (inches)	21	Approximately 17	17	17		
Minimum Length: Cascades (inches)	36	36[1]	36	36	36	
Maximum Length: Cascades (inches)	84	84[1]	63	63	36	
Minimum Length: Scarfs (inches)						60
Maximum Length: Scarfs (inches)						360
Returns (inches) (left side only, right side only, or both sides)	2-8 in 1" increments				2-8 in 1" increments	
Swag Only Dust Cover Depth (inches)	2-8 in 1" increments					

(1) Cascades may be offset, longest length will determine price. Short cascade will fall to the front, long cascade will fall to the back.
(2) Sheers, laces, and casement fabrics in 60" or less. See fabric listing or back of swatch for width of fabric.
(3) Contrast welting is only available when contrast cascade or swag banding is selected.
(4) See fabric listing or back of fabric swatch for width of fabric.
Cascade face coverage for traditional or pole mounted swag/cascade is approximately 12".

Options and Size Considerations

Traditional Swag and Cascades

Face Width (inches) →	42	71	96	120	144	168	192	216	240
# of Swags	1	2	3	4	5	6	7	8	9

Swag Overlap Options:



Left Over Right



Center Dominant
(odd number of swags only)

Right Over Left

Cascade Position Options:



Cascades Over Swag



Cascades Under Swag

Pole Swag and Cascades

Face Width (inches) →	42	71	96	120	144	168	192	216	240
# of Swags	1	2	3	4	5	6	7	8	9

Swag Overlap Options:

Offset Cascades
(short cascade will fall to the front)

Cascades Over Swag

Cascades Under Swag

Cascade Position Options:

Left Over Right



Right Over Left

Rod Pocket Swag and Cascades

Face Width (inches) →	54	78	102	126	150	174	198	222	240
# of Swags	1	2	3	4	5	6	7	8	9

Options

Board-Mounted Valances

	Valance Style				
Decorative Accent	 **Formal**[1] (shown with bell)	**Soft Fold**[1] (shown without accent)	**Inverted Box Pleat**[1] (shown with kick pleat)	**Tailored Flat**[1] (shown with kick pleat)	**Tailored Scallop**[1] (shown with kick pleat)
Banding[2]			•	•	
Bell	•			•	•
Reverse Bell	•			•	•
Kick Pleat			•	•	•
 Necktie	•			•	•
Reverse Necktie				•	•
Double Necktie	•			•	•
Stirrup	•	•		•	•
Ties	•	•		•	•

(1) Price of valance includes choice of one decorative option.
(2) Banding available on select styles, surcharge applies.

Options

Board-Mounted Valance Decorative Accents

Banding (surcharge applies)



Bell



Bell Entire Contrast



Reverse Bell

Reverse Bell Entire Contrast



Reverse Bell Inside Contrast



Kick Pleat

Kick Pleat Inside Contrast

Stirrup



Stirrup Entire Contrast

Tie

Tie Entire Contrast



Necktie



Necktie Entire Contrast

Reverse Necktie



Reverse Necktie Entire Contrast

Reverse Necktie Inside Contrast

Double Necktie

Double Necktie Entire Contrast

Double Necktie Inside Contrast

NOTE: Contrast options available for a surcharge.

Options and Size Considerations

Board-Mounted Valance Minimums and Maximums

	Formal[1] (shown with bell)	**Soft Fold**[1] (shown without accent)	**Inverted Box Pleat**[1] (shown with kick pleat)	**Tailored Flat**[1] (shown with kick pleat)	**Tailored Scallop**[1] (shown with kick pleat)
Features and Options					
Side Legs	•	•			
Self or Contrast Welting[2]	•	•	•	•	•
Specialty Windows: Bay or Corner			•	•	•
Minimums and Maximums					
Minimum Width (inches)	32				
Maximum Width (inches)	240				
Length Available (inches)	12, 15, 18, 21, 24, 27				
Inside Mount			•	•	•
Outside Mount Returns (inches)	2 to 8 in 1" increments				
Dust Cover Depth (inches)	Outside mount: return size Inside mount: 3				
Hinged Over 95"			•	•	•

(1) Price of valance includes choice of one decorative option. Contrast fabric and banding options available for a surcharge.
(2) Contrast welting is only available when contrast fabric is chosen for another option.

Soft Fold Count	
Top Treatment Length (inches)	**Number of Folds**
12	3
15	4
18	4
21	5
24	6
27	6

Features

Pillows

- All pillows feature a zipper closure
- A stuffed insert is used inside each pillow

Square
- 16" x 16"
- 20" x 20"
- 22" x 22"

Rectangle
- 12" x 16"
- 16" x 20"

NOTE: Pillow inserts can be used for outdoor applications. If pillow is being used outdoor both the main fabric and the welting fabric must be outdoor performance fabrics.

Options

Pillows

Welting

Contrast Welting

Teardrop Trim

Measuring Instructions

How to Measure for Drapery

Drapery Styles and Hardware Summary 53
Drapery Width 54
Drapery Length 55

How to Measure for Shades

Measuring Guidelines 56
Bay Windows 57
Corner Windows 58

How to Measure for Top Treatments

Measuring Guidelines 59
Board-Mounted Top Treatments 60
Bay and Corner Windows 60
Butt/Bypass—Corner Windows Only 60
Premium Fabric-Wrapped Cornices 61
Fabric-Wrapped Cornices 61
Scarves 61

Specifications

Installation Information 62-63

How to Measure for Drapery

Drapery Styles and Hardware Summary

Type of Rod	Drapery Style	Face Width	Length	Return Projection	Minimum Recommended Rod Placement	Other Considerations
Curtain Rod	Pleated or decorative panels, with valance over them Rod pocket	Bracket to bracket	Top of rod to desired length	Wall to front of rod	4" to 5" above the glass	When ordering a rod pocket drapery, the heading is NOT included in the finished length
Decorative Pole	Grommet top Rod pocket Tab styles	Inside finial to inside finial	Top of pole to desired length		6½" to 7" above the glass	When ordering a rod pocket drapery, the heading is NOT included in the finished length
Decorative Traverse	Pleated	Inside finial to inside finial	With slides: bottom of rod to desired length With rings: bottom of ring to desired length	Wall to front of rod	6½" to 7" above the glass	Returns are strongly recommended to prevent light seepage
Traverse Rod	Pleated	Bracket to bracket	Top of rod to desired length	Wall to front of rod	4" to 5" above the glass	Typical projections—single traverse rod: 3½" double traverse rod: 5½" Returns offered: 2", 4", 6"
 **Decorative Pole with Rings**	Pleated Plain top Rod pocket	Inside finial to inside finial	Using eyelet: bottom of ring to desired length Using clip: hinge of clip to desired length	Wall to front of rod	6½" to 7" above the glass	
Sash or Tension	Top and bottom rod	Bracket to bracket	Top of top sash rod to bottom of bottom sash rod		Sash rod: 1" to 2" above and below the glass Tension rod: desired length	When ordering a rod pocket drapery, the heading is NOT included in the finished length
Roll Pleat Rod	Roll pleat (100 or 120 fullness)	End to end	Bottom of rod	Approximately 3½"	5" to 6" above the glass	Specify butt or overlap master glides when ordering
 **Motorized**	Pleated Roll pleat	End to end	Bottom of rod		5" to 6" above the glass	Specify butt or overlap master glides when ordering

How to Measure for Drapery

Drapery Width

Consider the look you want to create when determining the type of drapery hardware and its placement. Rod type and placement determine the width and length of the draperies needed. General guidelines follow.

Width
There are only two measurements you need to determine the width of the drapery: the face width to be covered and the projection of the rod.

Determining the Width of the Area to be Covered	
Minimum Rod Placement Face Width = glass width + 8" (4" per side)	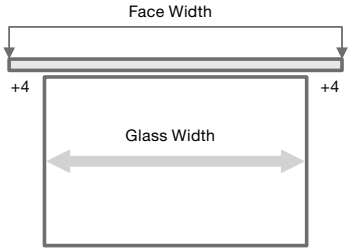
Stack Back Consideration Additional wall coverage may be needed in order for the drapery to stack back off the glass when opened. The general rule is that the total stack back needed is approximately ⅓ the width of the window. Additional width may be needed for heavy or bulky fabrics. Face Width = glass width + total stack back	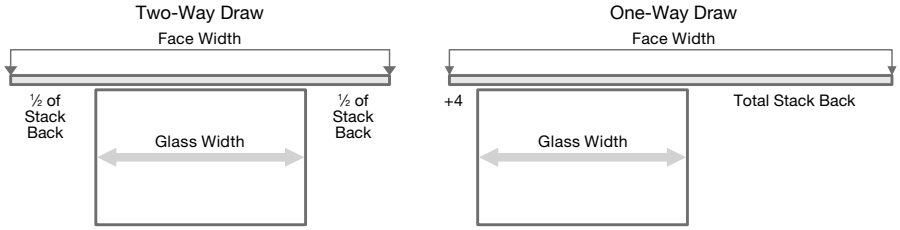
Bracket to Bracket Face Width	
Inside Finial to Inside Finial Face Width	
End to End Face Width	
Return Projection Measure from the wall to the face of the rod.	

How to Measure for Drapery

Drapery Length

Determine your drapery style and the type of drapery hardware you will use (see drapery styles and hardware summary chart for pairing options.)

Length
There are only two measurements you need to determine the length of the drapery: the length you want to be covered and the starting point of the drapery.

Determine Your Starting Point (based on the type of rod and style of drapery you have chosen)			
Type of Drapery	**Starting Point**	**Type of Drapery**	**Starting Point**
Pleated	 top of rod • Traverse rod • Curtain rod	Rod Pocket Top and Bottom	top of top rod • Sash rods • Tension rods • Length does not include headers bottom of bottom rod
	bottom of rod • Decorative traverse rod with glides • Motorized rod		
	 bottom of ring • Decorative traverse rod with rings • Decorative pole with rings	Grommet Top	top of pole • Decorative pole (length does not include fabric above the rod)
Roll Pleat	bottom of rod • Roll pleat rod • Motorized roll pleat rod	Tab	 top of pole • Decorative pole
Plain Top	 top of clip hinge • Decorative pole with clip rings		 top of pole • Decorative pole • Length includes tabs
Rod Pocket	top of pole • Decorative pole (length does not include heading)		 top of pole • Decorative pole • Length includes tabs

Determine the Length to be Covered: the bottom stopping point of your drapery. The five most popular styles are below.

Measure from above starting point.

Sill
Top of sill less ½"

Apron
Bottom of apron plus 1"

Floor[1]
Top of floor less ½"

Trouser
Top of floor plus 2"

Puddle
Top of floor plus 6"-10"

(1) When using a drapery under another drapery, 1" above floor is recommended.

How to Measure for Shades

Measuring Guidelines

Measuring for an Inside Mount

Inside Mount:
Window treatments are installed inside the window casing.

Use a steel tape measure for taking measurements.

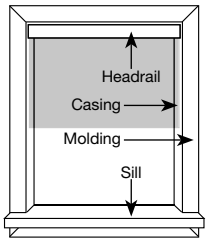

1. Measure Depth:
See chart below to determine if window casing has enough depth for an inside mount window treatment.

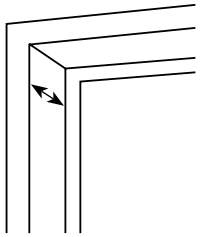

2. Measure Width:
Measure the inside width of window casing in three places; record narrowest measurement.

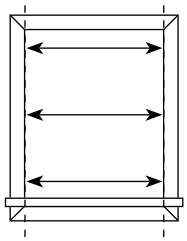

3. Measure Length:
Measure the inside length from the top of window casing to the top of the sill in three places; record longest measurement.

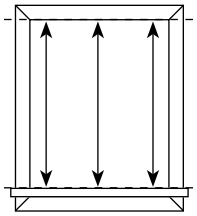

NOTE: Do not take any deductions for clearance. The manufacturer will take necessary deductions for a perfect fit.

Fabric Shades Control Type	Minimum Depth Needed for Inside Mount (inches)	Depth Needed for Flush Mount[1] (inches)
Cord Lift	¾	2⅜
Upturned Headrail[2]	1¼	1
Continuous-Loop Lift	¾	3⅛
Motorized Lift	¾	3⅛
Cordless Lift	See cordless size considerations chart	See cordless size considerations chart

(1) Flush mount includes headrail and fabric and is approximate. This can vary by fabric and shade style.
(2) For direct mount, front control shades add ¾" to the mounting depths for clearance of the pleat tabs and rings. Upturned headrail is direct mount only, mounting brackets are not available.

Measuring for an Outside Mount

Outside Mount:
Window treatments are installed outside the window casing.

Use a steel tape measure for taking measurements.

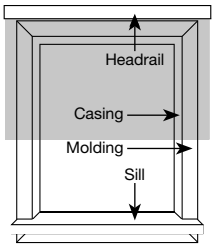

1. Determine Headrail Location:
Determine if headrail will be on molding or above molding and mark the spot.

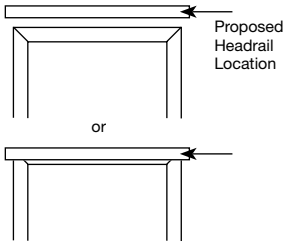

2. Measure Width:
Measure exact width to be covered; we recommend 1½" overlap on each side of the window (3") total) for optimum light control and privacy; record measurement.

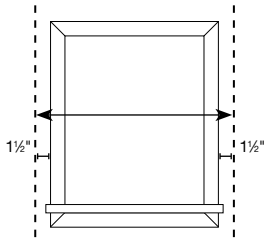

3. Measure Length:
Measure exact length to be covered, including desired overlap (typically from 1" above the molding to bottom of sill or apron); record measurement.

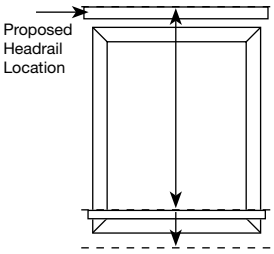

NOTE: The manufacturer makes no deductions on outside mount installations.

Measuring for a Relaxed and Balloon Shade

Relaxed and Balloon Shade:
Tend to "toe-in" at the bottom; inside mounts or multiple shades on one headrail are not recommended.

Use a steel tape measure for taking measurements.

1. Measure Length:
Measure to the short point on the bottom edge.

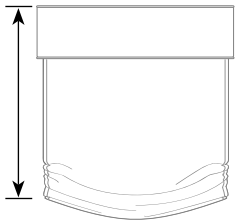

How to Measure for Shades

Bay Windows

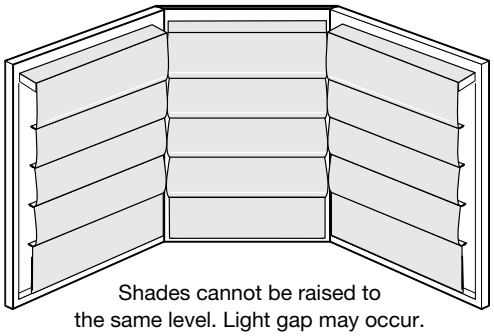

Shades cannot be raised to the same level. Light gap may occur.

- Pull cords can be on the right or left side of each shade, locating cords opposite of the corner is recommended
- Depending on the angle, some corner shades cannot be raised to the same length
- Horizontal panel alignment between shades cannot be guaranteed
- Price as standard shades, no additional surcharge
- Headrails will not be mitered
- Valances will not be mitered
- For bottom up/top down cord lift shades the corner controls may be hard to reach

NOTE: Manufacturer will take appropriate deductions for proper fit.
DO NOT order as a bay window if you do not want manufacturer to take deductions.

Measuring Information: Three-Sided Bay Window

Shown without projection.

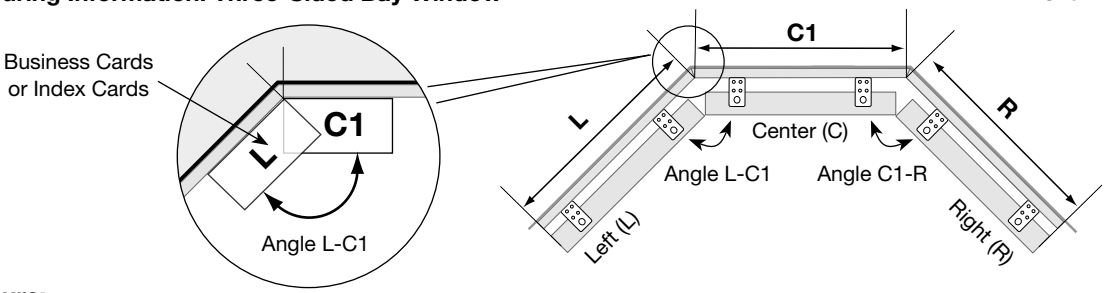

Measure:

L and R: Width of each side window from the corners on the mounting surface to the point you would like to cover.

C1: Width of the center window on the mounting surface from corner to corner.

Angle L-C1: Angle between the (L) and (C1) windows.

Angle C1-R: Angle between the (C1) and (R) windows.

Projection: If needed for ceiling mount: the depth of the trim or molding the shade will be mounted above.

Measuring Information: Four-Sided Bay Window

Shown with projection.

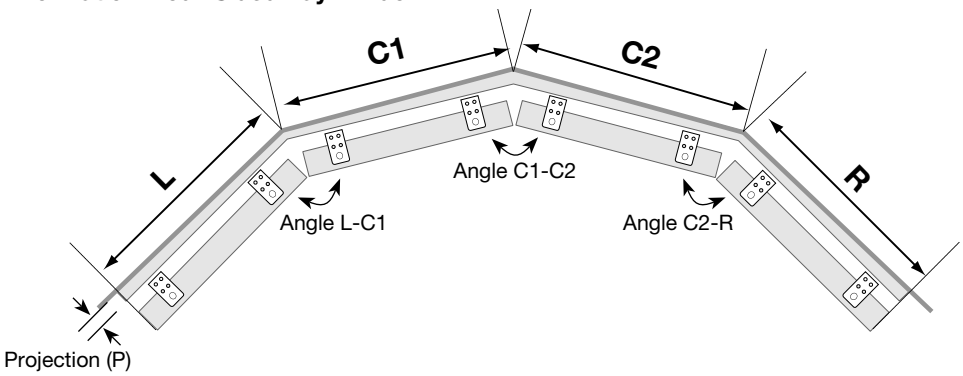

L and R: Width of each side window from the corners on the mounting surface to the point you would like to cover.

C1, C2: Width of each center window on the mounting surface from corner to corner.

Angle L-C1: Angle between the (L) and (C1) windows.

Angle C1-C2: Angle between the (C1) and (C2) windows.

Angle C2-R: Angle between the (C2) and (R) windows.

Projection: If needed for ceiling mount: the depth of the trim or molding the shade will be mounted above.

NOTE: The projection (P) distance is needed to correctly calculate deductions for ceiling mount installations where the shades are mounted to clear molding. All projection distances must match for correct deductions to be calculated.
For additional windows on bays with up to five sides continue with number progression for center shade sizes (C1, C2, C3, …) and angles (angle C1-C2, angle C2-C3, …) as needed.
Measure each bay angle using a protractor or angle finder or use two business cards in each bay corner as illustrated above and fax to customer service.
The angle to use between adjacent center bay windows along a straight section of wall is 180° (degrees).

How to Measure for Shades

Corner Windows

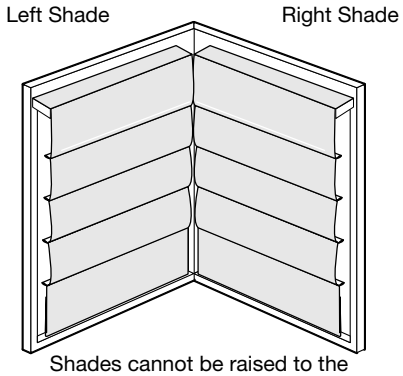

Shades cannot be raised to the same level. Light gap may occur.

- Corner shades are used to butt two shades together in a corner window
- Pull cords can be on the right or left side of each shade, locating cords opposite of the corner is recommended
- Depending on the angle, some corner shades cannot be raised to the same length
- Horizontal panel alignment between shades cannot be guaranteed
- Price as standard shades, no additional surcharge
- Headrails will not be mitered
- Valances will not be mitered
- For bottom up/top down cord lift shades the corner controls will be hard to reach

NOTE: Manufacturer will take appropriate deductions for proper fit.
DO NOT order as a corner shade if you do not want manufacturer to take deductions.

Mounting Options	
Mounting on a Wall or Molding: Measure the width of each window from the corner on the mounting surface (molding or wall) to the point you would like to cover.	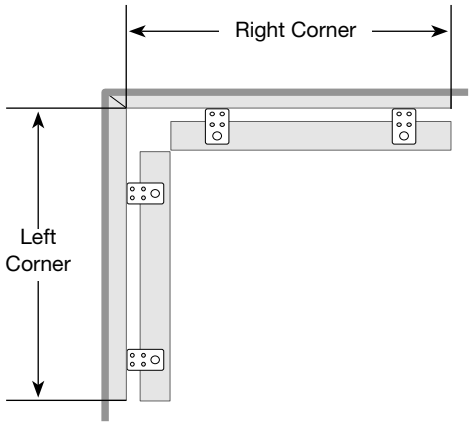
Mounting Above the Molding: Measure the width of each window from the corner on the mounting surface to the point you would like to cover. Projection measurement is the distance needed to clear any molding or obstructions that the shade will be mounted above.	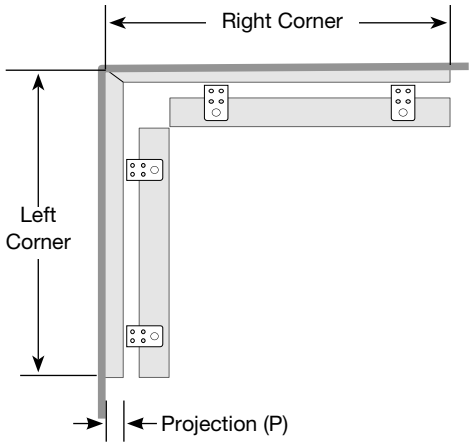

NOTE: The projection (P) distance is needed to correctly calculate deductions for ceiling mount installations where the shades are mounted to clear molding. All projection distances must match for correct deductions to be calculated.

How to Measure for Top Treatments

Measuring Guidelines

Tips for Getting Started:

1. Use a steel tape measure. Measure to the nearest ⅛".
2. Take measurements at the top of window, as not all windows are perfectly square.
3. If ordering top treatments for multiple windows, make sure to measure each window individually.

Mounting Options	
Outside Mount: 1. Measure window width including molding (see figure 1). 2. Add any additional width desired, especially if hanging curtain panels or sheers under cornice (see figure 2). Round up to the nearest full inch. 3. Recommended 2" minimum clearance on face and sides when mounting over a drapery (see figure 3). 4. Recommended 1" when mounting over inside mount treatments.	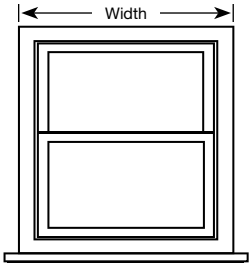 (figure 1) 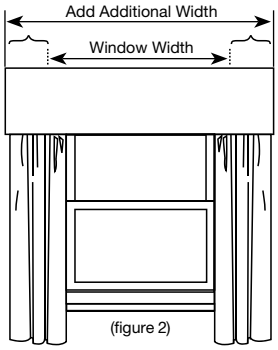 (figure 2) 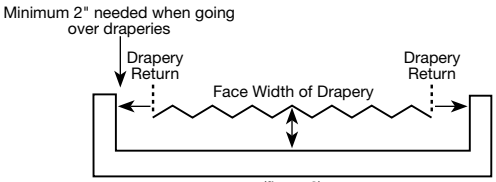 (figure 3)
Inside Mount: 1. Measure the exact width of the window opening at the very top of the casing (see figure 4). 2. Measure the exact width of the window opening down from the top, depending on the desired length of top treatments being ordered.	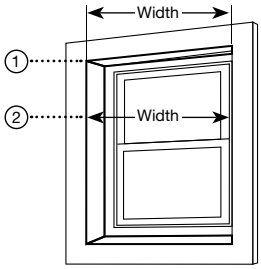 (figure 4)

NOTE: Measure twice and document the smaller dimension, as not all window openings are perfectly square.
Length options vary by styles; see individual style specification pages.

How to Measure for Top Treatments

Board-Mounted Top Treatments

Measure Notes:
- An inside mount cornice has a depth of 3" (mounting board/dust cover)
- Measure depth of window casing to determine if it will accommodate an inside mount
- Determine inside or outside mount

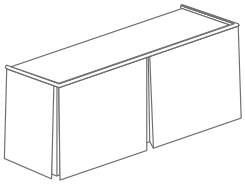

Outside Mount (side view)

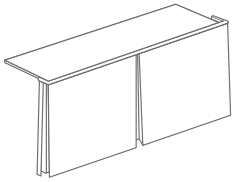

Inside Mount (side view)

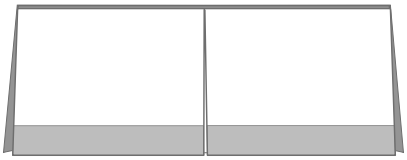

Example: Kick Pleat



Finished width will be approximately ⅛" wider than ordered width.
Soft fold and formal valance—approximately 1" wider than ordered width.

Bay and Corner Windows

- Available in select board-mounted valances and linear premium fabric-wrapped cornice
- Measure bay angle using protractor or angle finder, or use two business cards in bay corner as illustrated.

Shown without projection.

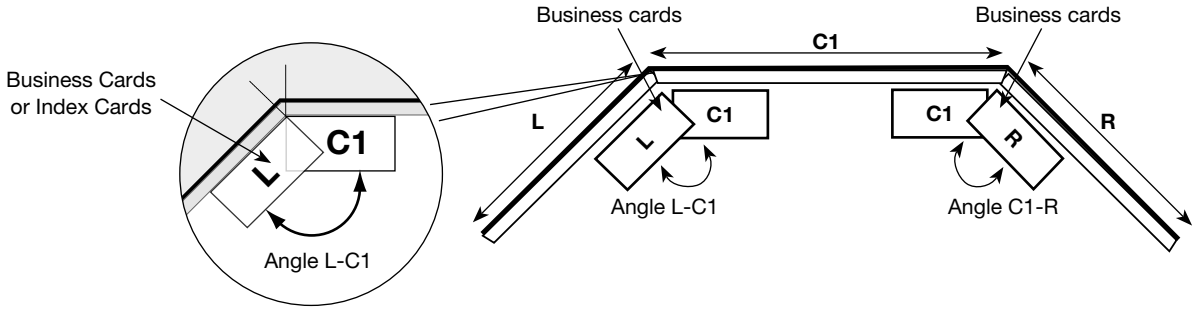

Measure:

L and R: Width of each side window from the corners on the mounting surface to the point you would like to cover.

C1: Width of the center window on the mounting surface from corner to corner.

Angle L-C1: Angle between the (L) and (C1) windows.

Angle C1-R: Angle between the (C1) and (R) windows.

Butt/Bypass—Corner Windows Only

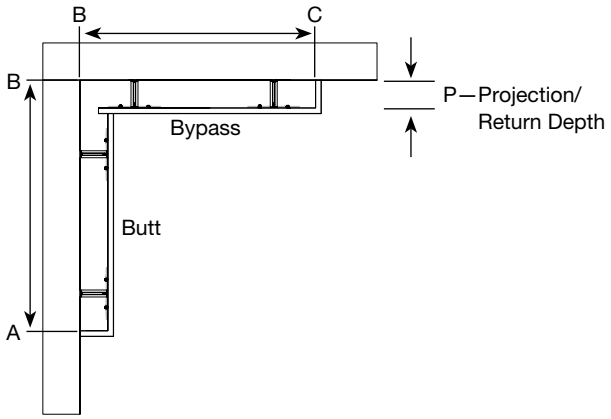

- Fabric-wrapped cornices—straight style only
- Shown as outside mount with returns
- Outside mount projection = return depth
- Inside mount—projection is specified by the customer
- Excludes curved cornice

Measure:

Left Cornice: Width from corner (B) to the outside desired width (A).

Right Cornice: Width from corner (B) to the outside desired width (C).

Projection/ Return Depth (P): Depth from wall to back of cornice.

Choose Either: Left butt/right bypass (as shown in image) or left bypass/right butt.

NOTE: Face of cornice will be approximately ¾" greater than the ordered projection/return measurement.

How to Measure for Top Treatments

Premium Fabric-Wrapped Cornices

Measure Notes:
- An inside mount cornice has a depth of 3" (mounting board/dust cover)
- Measure depth of window casing to determine if it will accommodate an inside mount
- Determine inside or outside mount
- Face width will be approximately 1½" wider than the ordered width
- Inside mount will be approximately ½" less than the ordered width

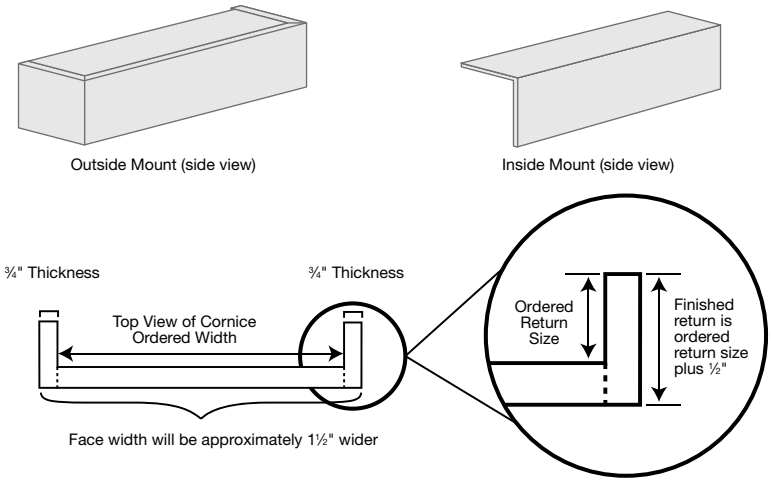

Fabric-Wrapped Cornices

Measure Notes:
- Determine inside or outside mount
- Outside mount face width on the curved cornice will be approximately 2½" wider than the ordered width
- Outside mount face width on the other fabric-wrapped cornice styles will be 1½" wider than the ordered width
- Inside mount will be approximately ½" less than the ordered width

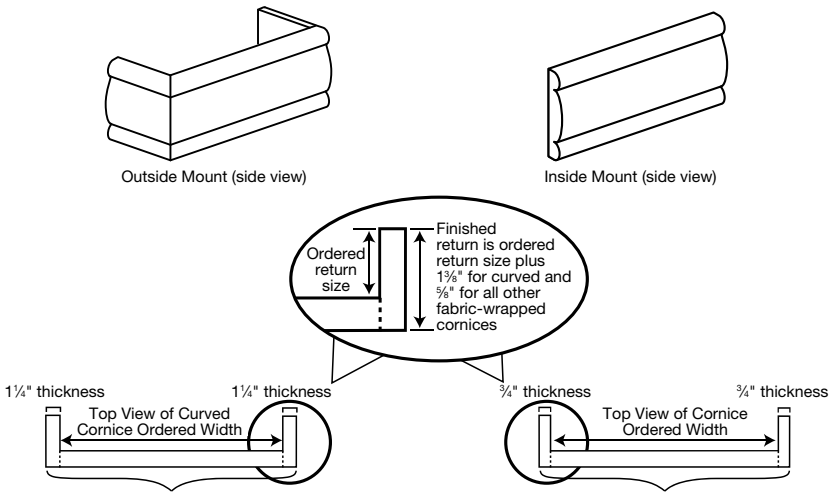

Scarves

Width:
- Width on a scarf is one full width of fabric; this is standard and does not have to be noted at time of order

Length:
- Measure width to be covered
- Measure the length you want the scarf to drop down on the left and right sides
- Add 18" to 30" if you plan to loop the scarf around the curtain rod or drop it in the center
- Add an additional 6" to 10" per side if you want it to puddle on the floor
- Add these figures together to get the approximate scarf ordered length

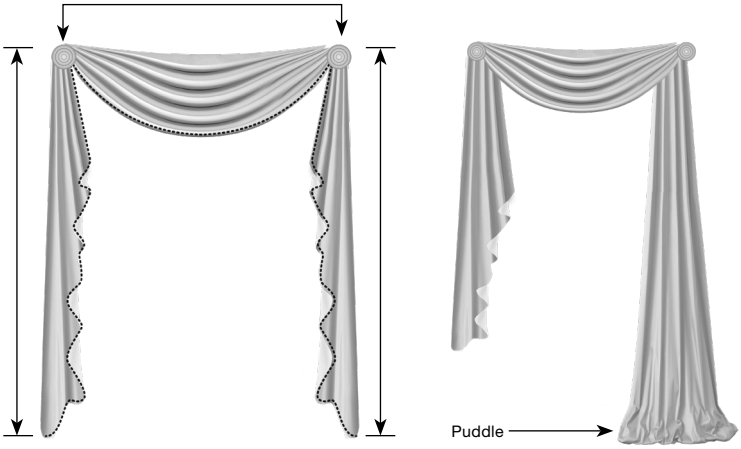

Specifications

Installation Information

Fabric Content Label Locations
- Draperies: header of draperies
- Shades: bottom hem of shade
- Top treatments: return edge or hem of top treatment
- Pillows: edge of pillow



1. Fabric content
2. Manufacturer identification
3. Manufacturer location
4. Cleaning instructions
5. Iron and steam allowances
6. Order #
7. Date of Order

Iron and Steaming
This information is for light touch-ups when installing soft products; most wrinkles will fall out naturally once the product has been hanging for 10-14 days

- It is EXTREMELY important to follow the iron and steaming guidelines provided on the label
- When ironing or steaming a product, you should ALWAYS do this on the back side of the product to avoid marking or damaging the face of the fabric
- When steaming, use a low steam setting and avoid actually touching the fabric with the steamer

Steaming Correctly

Steaming Incorrectly

PDF copies of installation instructions are available at graberdirect.com

Specifications

Installation Information

Dressing

- Draperies: start at the top of the drapery and gently dress the folds of the drapery down to the bottom hem

Dressing Your Drapery

- Shades: smooth the fabric along the pleats or support rods, and raise and lower the shade a few times to make sure the shade is pleating smoothly as it is raised and lowered
- Top treatments: gently smooth the fabric of your top treatment following the folds and lines of the design; check and smooth out the welting if necessary

PDF copies of installation instructions are available at graberdirect.com

Customer's Own Material

Fabric Features

Customer's Own Material (C.O.M.) 67-68

C.O.M. Yardage Requirements: Draperies

All Pleated and Rod Pocket Draperies 69
All Pleated and Rod Pocket Draperies—60" Sheers. 70
Pleated and Rod Pocket Draperies—118" Seamless Sheers (railroaded) 71
Pleated and Rod Pocket Draperies—118" Seamless Sheers (not railroaded) 71
Roll Pleat Draperies—Butt. 72
Roll Pleat Draperies—Butt: 118" Seamless Sheers (railroaded up to 104") 73
Roll Pleat Draperies—Butt: 118" Seamless Sheers (not railroaded over 104" length) 73
Roll Pleat Draperies—Overlap. 74
Roll Pleat Draperies—Overlap: 118" Seamless Sheers (railroaded up to 104") 75
Roll Pleat Draperies—Overlap: 118" Seamless Sheers (not railroaded over 104" length) 75
Grommet, Plain Top, Back Tab, Tab Top, Wrapped Tab Draperies 76
Grommet, Plain Top, Back Tab, Tab Top, Wrapped Tab Draperies—118" Seamless Sheers (railroaded) 77
Grommet, Plain Top, Back Tab, Tab Top, Wrapped Tab Draperies—118" Seamless Sheers (not railroaded) 77
Rod Pocket Top and Bottom 78
Tiebacks. 78

C.O.M. Yardage Requirements: Fabric Shades

Classic Flat Roman 79
Relaxed Roman 79
Seamless Roman. 79
Looped Roman 80
Balloon 80

C.O.M. Yardage Requirements: Cornices

Premium Fabric-Wrapped Cornices 81
Fabric-Wrapped Cornices 82

C.O.M. Yardage Requirements: Swag and Cascades

Traditional Swag and Cascade 83
Pole Swag and Cascade 84
Tailored Arch 85
Rod Pocket Swag and Cascade 85
Rod Pocket Insert and Cascade 86
Pole Scarf. 86

C.O.M. Yardage Requirements: Board-Mounted Valances

Inverted Box Pleat 87
Soft Fold. 87
Formal 88
Tailored Scallop and Tailored Flat 88
Decorative Accents: Self or Contrast Accents 89
Decorative Accents: Inside Contrast with Self Accents 90

C.O.M. Yardage Requirements: Pillows

Accent Pillows 91

Fabric Features

Customer's Own Material (C.O.M.)

C.O.M. Guidelines
- The designer is responsible for fabric and style design choices
- Not all fabrics are suitable for all product styles; SWF reserves the right to refuse any C.O.M. material that will not allow us to manufacture a product that meets our quality standards
- Only available for fabrics up to 60" wide
- All fabric types follow the same special considerations as the Graber collection
- Available product styles and options are the same as the Graber collection
- Please contact customer service if you have questions regarding fabric specific restrictions prior to placing your order

Warranty Information
- Five-year "No Questions Asked" warranty does not apply to Customer's Own Material orders
- Limited lifetime warranty for Customer's Own Material orders excludes fabric

Understanding Your Fabric
All fabric types follow the same special considerations as the Graber collection.
- For a quick reference find a similar fabric in the Graber collection and check the pictograms on the back of the swatch
- Consider how the fabric will perform in the product style chosen; at times it may be necessary to adjust the selection of product or fabric
- Things to consider:
  - Upholstery fabric is not recommended, and pre-approval is suggested
  - If using fabrics with heavy embroidery or an open weave pre-approval is suggested
  - Fabrics with thread floats longer than 3/8" are prone to damage in manufacturing
  - Knit velvets tend to have a slippery surface with makes straight seeming very difficult. These fabrics will not be accepted for Classic Flat or Looped Shades
  - Manufacturing processes can crush the pile on velvets or chenille fabrics causing marks
  - To achieve a blackout appearance blackout fabrics must be paired with a blackout liner
- Combining—fabrics used as accent linings, color blocks, or banding should be similar weight and hand to avoid problems such as puckering and flaring
- Check for bleed through when using contrast lining for cascades; interlining is recommended to reduce bleed through on fabrics darker than the face fabric
- Antique satins, silks, and linens wrinkle easily and will require additional dressing during installation
- Natural fibers such as linens and silks can have wider variation in dye lots and slubs due to the natural construction of the fabric; these are considered inherent and part of the natural beauty of these fabrics, they are not flaws
- Tumbled or pre-washed fabrics may have variations in width, patterns, and dye lots that can affect repeat size and pattern match; additional yardage may be required in these cases
- Due to the processing techniques, crinkled or crashed fabrics may not finish with a crisp appearance; the crinkles may relax over time creating uneven hems
- SWF reserves the right to adjust construction specifications to accommodate fabrics with special considerations; as an example, heavy weight fabrics may have a single turn header and no miter on the side hem

Special Considerations for Patterned Fabrics
- Patterned fabrics, whether woven, printed, or embroidered are rarely straight or square; depending on the product style, adjustments will be made to try to minimize the appearance, however we cannot guarantee complete alignment
- Scale—take note of the pattern repeat vs. the width and length of your custom product; we center the patterns in manufacturing; some patterns, stripes, and plaids when centered will finish with the ends not the same in pattern and/or color
- Patterns with distinct vertical lines such as stripes are not recommended for swags due to the bias cut
- We pattern match all our joining seams; patterns that do not match up at the edge of the fabric may require additional fabric over what is noted in the yardage requirement charts

C.O.M. Yardage Estimates
- Select a window treatment style and size from the Graber collection
- Select your fabric from your fabric vendor
- Determine the fabric width and repeat; this can typically be found on the back of the fabric swatch
- Find your product in the C.O.M. yardage requirement charts
- Based on the size and fabric repeat, estimate your fabric needs
- Don't forget to include any optional yardage, trim, or other options that might be needed for your particular window treatment
- If you have any questions or concerns, please call SWF customer service for assistance with your estimate; be prepared to provide specific details about the C.O.M. fabric, including the width, pattern repeat, and color; also, have the required information for the selected style ready for proper calculations
- Estimates may be subject to change once your order is received and reviewed
- SWF is not responsible for fabric shortages that can occur due to the type of fabric, pattern placement, or complexity of the treatment

Fabric Features

Customer''s Own Material (C.O.M.)

Ordering a C.O.M. Product

- Estimate the fabric or trim requirements before purchase (see instructions on previous page)
- Always order your Graber soft treatments first
- Complete the required order form(s) and email or fax them to SWF customer service
- SWF will process your C.O.M. order and email you a confirmation with instructions to place your fabric order
  - **NOTE:** Each C.O.M. order will require a separate confirmation
- When placing an order with a fabric vendor provide them with the SWF order number
- Include the SWF order number on the outside of your package; this includes fabrics sent directly by you or your fabric vendor
  - Manufacturing lead times begin when fabric is received, inspected, and approved for manufacturing
  - It is important each piece of C.O.M. sent to SWF is labeled clearly to ensure timely processing of your order
- Fabrics must be properly marked, noting the face-side and which direction is up
- Each fabric must be rolled on a tube and sealed in plastic; we do not accept flat folded materials, bedding, or used materials
- An additional flat fee may be applied to your order if additional processing is required for fabrics that arrive without proper identification or are not rolled on a tube or require ironing
- Orders that are shipped directly from your fabric vendor are your responsibility
  - This includes products made in the wrong pattern, color, dye lot, or made inside-out or upside-down
- SWF is not responsible for products produced from incorrectly marked fabrics
- Correctly labeled C.O.M. is received by SWF and processed through for inspection
- Approved materials will be placed into production and shipped within 5 business days
- If, for any reason, the fabric does not pass our inspection process, or we find additional yardage is required, SWF will contact you directly regarding replacement fabric; you will need to contact the fabric vendor for additional fabric and a call tag to return the damaged goods
- If your fabric is miscut or damaged during the production process and needs to be replaced, SWF will cover the cost of new fabric up to a maximum of $25 per yard; in this case, we may ask you to purchase the amount needed and provide a receipt for reimbursement
  - **IMPORTANT:** Your order will be placed on hold until SWF receives new material from the fabric vendor.

Special Considerations for Outdoor Fabrics

- Outdoor fabrics are available in the following drapery styles only: rod pocket, grommet top, tab top, plain top, back tab
- Grommets for outdoor fabrics available in round style with stainless steel finish only
- Outdoor fabric draperies are only available unlined
- Outdoor drapery fabrics are not available with trim, banding, or color blocking options

C.O.M. Yardage Requirements: Draperies

Custom Size Draperies

All Pleated and Rod Pocket Draperies

Standard (Non-Sheer) Fabrics
Chart assumes a 54" fabric width; contact customer service to calculate other widths.
Pleated styles not available in outdoor fabrics.

Length up to (inches) ↓	Width up to (inches) → 15	36	58	80	100	122	144	166	188	209	213	Banding Inside or Outside (based on a pair)	Trim Inside (based on a pair)	Add for 6" Return
17¾" Valance	1¼	2¼	3¼	4¼	5¼	6¼	7¼	8¼	9¼	10½	11½	N/A	N/A	1¼
60	2¼	4½	6¾	9	11¼	13½	15¾	18	20	22¼	24½	2	3¾	2¼
72	2¾	5¼	7¾	10¼	13	15½	18	20½	23	25¾	28¼	2¼	4¼	2¾
84	3	6	8¾	11¾	14½	17½	20¼	23¼	26	29	32	2¾	5	3
96	3¼	6½	9¾	13	16¼	19½	22¾	26	29	32¼	35½	3	5¾	3¼
108	3¾	7¼	10¾	14¼	18	21½	25	28½	32	35¾	39¼	3¼	6¼	3¾
120	4	8	11¾	15¾	19½	23½	27¼	31¼	35	39	43	3¾	7	4
132	4¼	8½	12¾	17	21¼	25½	29¾	34	38	42¼	46½	4	7¾	4¼
144	4¾	9¼	13¾	18¼	23	27½	32	36½	41	45¾	50¼	4¼	8¼	4¾
156	5	10	14¾	19¾	24½	29½	34¼	39¼	44	49	54	4¾	9	5
168	5¼	10½	15¾	21	26¼	31½	36¾	42	47	52¼	57½	5	9¾	5¼
180	5¾	11¼	16¾	22¼	28	33½	39	44½	50	55¾	61¼	5¼	10¼	5¾
192	6	12	17¾	23¾	29½	35½	41¼	47¼	53	59	65	5¾	11	6
204	6¼	12½	18¾	25	31¼	37½	43¾	50	56	62¼	68½	6	11¾	6¼
216	6¾	13¼	19¾	26¼	33	39½	46	52½	59	65¾	72¼	6¼	12¼	6¾
225	7	13¾	20½	27¼	34¼	41	47¾	54½	61¼	68¼	75	6½	12¾	7
Multiplier	1	2	3	4	5	6	7	8	9	10	11			
Trim—Drapery or Valance Bottom Hem	1¾	3½	5	6½	8	9¾	11¼	12¾	14½	16	17½			
Rod Pocket: Header, Add														
Header up to 2"	¼	¼	½	½	¾	¾	1	1	1¼	1¼	1½			
Header up to 4"	¼	½	¾	1	1¼	1½	1¾	2	2¼	2½	2¾			

Above chart does not include repeats.
For fabrics with vertical repeat use the following formula:
((fabric vertical repeat x multiplier)/36") + base yardage = total yardage needed

For color blocking: split length of drapery as follows, based on your order and placement, ordering ⅓ and ⅔ or ⅕ and ⅘.

For pleated styles using a pole with rings: ordered width x 1.1 = width needed for yardage determination

C.O.M. Yardage Requirements: Draperies

Custom Size Draperies

All Pleated and Rod Pocket Draperies—60" Sheers

Sheers, Laces, and Casement Fabrics
Chart assumes a 60" fabric width; contact customer service to calculate other widths.
Pleated styles not available in outdoor fabrics.

Length up to (inches) ↓ / Width up to (inches) →	14	34	54	74	94	114	134	154	174	194	213	Add for 6" Return
17¾" Valance	1¼	2¼	3¼	4¼	5¼	6¼	7¼	8¼	9¼	10½	11½	1¼
60	2¼	4½	6¾	9	11¼	13½	15¾	18	20	22¼	24½	2¼
72	2¾	5¼	7¾	10¼	13	15½	18	20½	23	25¾	28¼	2¾
84	3	6	8¾	11¾	14½	17½	20¼	23¼	26	29	32	3
96	3¼	6½	9¾	13	16¼	19½	22¾	26	29	32¼	35½	3¼
108	3¾	7¼	10¾	14¼	18	21½	25	28½	32	35¾	39¼	3¾
120	4	8	11¾	15¾	19½	23½	27¼	31¼	35	39	43	4
132	4¼	8½	12¾	17	21¼	25½	29¾	34	38	42¼	46½	4¼
144	4¾	9¼	13¾	18¼	23	27½	32	36½	41	45¾	50¼	4¾
156	5	10	14¾	19¾	24½	29½	34¼	39¼	44	49	54	5
168	5¼	10½	15¾	21	26¼	31½	36¾	42	47	52¼	57½	5¼
180	5¾	11¼	16¾	22¼	28	33½	39	44½	50	55¾	61¼	5¾
192	6	12	17¾	23¾	29½	35½	41¼	47¼	53	59	65	6
204	6¼	12½	18¾	25	31¼	37½	43¾	50	56	62¼	68½	6¼
216	6¾	13¼	19¾	26¼	33	39½	46	52½	59	65¾	72¼	6¾
225	7	13¾	20½	27¼	34¼	41	47¾	54½	61¼	68¼	75	7
Multiplier	1	2	3	4	5	6	7	8	9	10	11	
Rod Pocket: Header, Add												
Header up to 2"	¼	¼	½	½	¾	¾	1	1	1¼	1¼	1½	
Header up to 4"	¼	½	¾	1	1¼	1½	1¾	2	2¼	2½	2¾	

Above chart does not include repeats.
For fabrics with vertical repeat use the following formula:
((fabric vertical repeat x multiplier)/36") + base yardage = total yardage needed

For pleated styles using a pole with rings: ordered width x 1.1 = width needed for yardage determination

C.O.M. Yardage Requirements: Draperies

Custom Size Draperies

Pleated and Rod Pocket Draperies—118" Seamless Sheers (railroaded)

Length up to (inches) ↓ / Width up to (inches) →	18	36	58	80	100	122	144	166	190	213
Pleated up to **98"**	2½	4	5¾	7½	9¼	11	13	14¾	16¾	18¾
Rod Pocket to **96"**, up to 1" Header	2½	4	5¾	7½	9¼	11	13	14¾	16¾	18¾
Rod Pocket to **90"**, Max up to 4" Header	2½	4	5¾	7½	9¼	11	13	14¾	16¾	18¾

Pleated and Rod Pocket Draperies—118" Seamless Sheers (not railroaded)

Length up to (inches) ↓ / Width up to (inches) →	36	74	110	144	180	213
108	3¾	7¼	10¾	14¼	18	21½
120	4	8	11¾	15¾	19½	23½
132	4¼	8½	12¾	17	21¼	25½
144	4¾	9¼	13¾	18¼	23	27½
156	5	10	14¾	19¾	24½	29½
168	5¼	10½	15¾	21	26¼	31½
180	5¾	11¼	16¾	22¼	28	33½
192	6	12	17¾	23¾	29½	35½
204	6¼	12½	18¾	25	31¼	37½
216	6¾	13¼	19¾	26¼	33	39½
225	7	13¾	20½	27¼	34¼	41
Multiplier	1	2	3	4	5	6
Rod Pocket: Header, Add						
Header up to 2"	¼	¼	½	½	¾	¾
Header up to 4"	¼	½	¾	1	1¼	1½

Above charts do not include repeats.
For fabrics with vertical repeat use the following formula:
((fabric vertical repeat x multiplier)/36") + base yardage = total yardage needed

C.O.M. Yardage Requirements: Draperies

Custom Size Draperies

Roll Pleat Draperies—Butt

Standard (non-sheer) Fabrics
Chart assumes a 54" fabric width; contact customer service to calculate other widths.
Pleated styles not available in outdoor fabrics.
Based on a single panel.

Length up to (inches) ↓	Width up to (inches) →									Banding Inside or Outside (based on a pair)	Trim Inside (based on a pair)
Butt 120%	17	44	66	89	115	137	160	186	190		
Butt 100%	20	49	75	100	130	156	181	190	N/A		
60	2¼	4¼	6¼	8¼	10½	12½	14½	16½	18½	2	3¾
72	2½	5	7¼	9¾	12	14½	16¾	19¼	21½	2¼	4¼
84	2¾	5½	8¼	11	13¾	16½	19¼	22	24½	2¾	5
96	3¼	6¼	9¼	12¼	15½	18½	21½	24½	27½	3	5¾
108	3½	7	10¼	13¾	17	20½	23¾	27¼	30½	3¼	6¼
120	3¾	7½	11¼	15	18¾	22½	26¼	30	33½	3¾	7
132	4¼	8¼	12¼	16¼	20½	24½	28½	32½	36½	4	7¾
144	4½	9	13¼	17¾	22	26½	30¾	35¼	39½	4¼	8¼
156	4¾	9½	14¼	19	23¾	28½	33¼	38	42½	4¾	9
168	5¼	10¼	15¼	20¼	25½	30½	35½	40½	45½	5	9¾
180	5½	11	16¼	21¾	27	32½	37¾	43¼	48½	5¼	10¼
192	5¾	11½	17¼	23	28¾	34½	40¼	46	51½	5¾	11
204	6¼	12¼	18¼	24¼	30½	36½	42½	48½	54½	6	11¾
216	6½	13	19¼	25¾	32	38½	44¾	51¼	57½	6¼	12¼
225	6¾	13½	20	26¾	33¼	40	46½	53¼	59¾	6½	12¾
Multiplier	1	2	3	4	5	6	7	8	9		
Trim Bottom Hem	1¾	3½	5	6½	8	9¾	11¼	12¾	14½		

For color blocking: split length of drapery as follows, based on your order and placement, ordering ⅓ and ⅔ or ⅕ and ⅘.

Roll Pleat Draperies—Butt

Sheers, Laces, and Casement Fabrics
Chart assumes a 60" fabric width; contact customer service to calculate other widths.
Pleated styles not available in outdoor fabrics.
Based on a single panel.

Length up to (inches) ↓	Width up to (inches) →							
Butt 120%	20	47	74	100	126	152	179	190
Butt 100%	24	54	83	113	143	173	190	N/A
60	2¼	4¼	6¼	8¼	10½	12½	14½	16½
72	2½	5	7¼	9¾	12	14½	16¾	19¼
84	2¾	5½	8¼	11	13¾	16½	19¼	22
96	3¼	6¼	9¼	12¼	15½	18½	21½	24½
108	3½	7	10¼	13¾	17	20½	23¾	27¼
120	3¾	7½	11¼	15	18¾	22½	26¼	30
132	4¼	8¼	12¼	16¼	20½	24½	28½	32½
144	4½	9	13¼	17¾	22	26½	30¾	35¼
156	4¾	9½	14¼	19	23¾	28½	33¼	38
168	5¼	10¼	15¼	20¼	25½	30½	35½	40½
180	5½	11	16¼	21¾	27	32½	37¾	43¼
192	5¾	11½	17¼	23	28¾	34½	40¼	46
204	6¼	12¼	18¼	24¼	30½	36½	42½	48½
216	6½	13	19¼	25¾	32	38½	44¾	51¼
225	6¾	13½	20	26¾	33¼	40	46½	53¼
Multiplier	1	2	3	4	5	6	7	8

Above charts do not include repeats.
For fabrics with vertical repeat use the following formula:
((fabric vertical repeat x multiplier)/36") + base yardage = total yardage needed

C.O.M. Yardage Requirements: Draperies

Custom Size Draperies

Roll Pleat Draperies—Butt: 118" Seamless Sheers (railroaded up to 104")

Based on a single panel.

Length up to (inches) ↓	Width up to (inches) →								
Butt 120%	20	36	59	81	100	122	145	164	190
Roll Pleat up to 104"	1¾	2¾	4	5½	6¾	8	9½	10¾	12¼

Length up to (inches) ↓	Width up to (inches) →								
Butt 100%	20	37	58	83	100	122	143	164	190
Roll Pleat up to 104"	1½	2½	3½	5	6	7¼	8¼	9½	11

Roll Pleat Draperies—Butt: 118" Seamless Sheers (not railroaded over 104" length)

Based on a single panel.

Length up to (inches) ↓	Width up to (inches) →			
Butt 120%	47	100	145	190
Butt 100%	54	113	164	190
120	3¾	7½	11¼	15
132	4¼	8¼	12¼	16¼
144	4½	9	13¼	17¾
156	4¾	9½	14¼	19
168	5¼	10¼	15¼	20¼
180	5½	11	16¼	21¾
192	5¾	11½	17¼	23
204	6¼	12¼	18¼	24¼
216	6½	13	19¼	25¾
225	6¾	13½	20	26¾
Multiplier	1	2	3	4

C.O.M. Yardage Requirements: Draperies

Custom Size Draperies

Roll Pleat Draperies—Overlap

Standard (non-sheer) Fabrics
Chart assumes a 54" fabric width; contact customer service to calculate other widths.
Pleated styles not available in outdoor fabrics.
Based on a single panel.

Length up to (inches) ↓ / Width up to (inches) →										Banding Inside or Outside (based on a pair)	Trim Inside (based on a pair)
Overlap 120%	17	40	66	89	111	137	160	182	190		
Overlap 100%	20	45	71	100	126	156	181	190	N/A		
60	2¼	4¼	6¼	8¼	10½	12½	14½	16½	18½	2	3¾
72	2½	5	7¼	9¾	12	14½	16¾	19¼	21½	2¼	4¼
84	2¾	5½	8¼	11	13¾	16½	19¼	22	24½	2¾	5
96	3¼	6¼	9¼	12¼	15½	18½	21½	24½	27½	3	5¾
108	3½	7	10¼	13¾	17	20½	23¾	27¼	30½	3¼	6¼
120	3¾	7½	11¼	15	18¾	22½	26¼	30	33½	3¾	7
132	4¼	8¼	12¼	16¼	20½	24½	28½	32½	36½	4	7¾
144	4½	9	13¼	17¾	22	26½	30¾	35¼	39½	4¼	8¼
156	4¾	9½	14¼	19	23¾	28½	33¼	38	42½	4¾	9
168	5¼	10¼	15¼	20¼	25½	30½	35½	40½	45½	5	9¾
180	5½	11	16¼	21¾	27	32½	37¾	43¼	48½	5¼	10¼
192	5¾	11½	17¼	23	28¾	34½	40¼	46	51½	5¾	11
204	6¼	12¼	18¼	24¼	30½	36½	42½	48½	54½	6	11¾
216	6½	13	19¼	25¾	32	38½	44¾	51¼	57½	6¼	12¼
225	6¾	13½	20	26¾	33¼	40	46½	53¼	59¾	6½	12¾
Multiplier	1	2	3	4	5	6	7	8	9		
Trim Bottom Hem	1¾	3½	5	6½	8	9¾	11¼	12¾	14½		

For color blocking: split length of drapery as follows, based on your order and placement, ordering ⅓ and ⅔ or ⅕ and ⅘.

Roll Pleat Draperies—Overlap

Sheers, Laces, and Casement Fabrics
Chart assumes a 60" fabric width; contact customer service to calculate other widths.
Pleated styles not available in outdoor fabrics.
Based on a single panel.

Length up to (inches) ↓ / Width up to (inches) →								
Overlap 120%	21	47	74	100	126	152	179	190
Overlap 100%	24	54	83	113	143	173	190	N/A
60	2¼	4¼	6¼	8¼	10½	12½	14½	16½
72	2½	5	7¼	9¾	12	14½	16¾	19¼
84	2¾	5½	8¼	11	13¾	16½	19¼	22
96	3¼	6¼	9¼	12¼	15½	18½	21½	24½
108	3½	7	10¼	13¾	17	20½	23¾	27¼
120	3¾	7½	11¼	15	18¾	22½	26¼	30
132	4¼	8¼	12¼	16¼	20½	24½	28½	32½
144	4½	9	13¼	17¾	22	26½	30¾	35¼
156	4¾	9½	14¼	19	23¾	28½	33¼	38
168	5¼	10¼	15¼	20¼	25½	30½	35½	40½
180	5½	11	16¼	21¾	27	32½	37¾	43¼
192	5¾	11½	17¼	23	28¾	34½	40¼	46
204	6¼	12¼	18¼	24¼	30½	36½	42½	48½
216	6½	13	19¼	25¾	32	38½	44¾	51¼
225	6¾	13½	20	26¾	33¼	40	46½	53¼
Multiplier	1	2	3	4	5	6	7	8

Above charts do not include repeats.
For fabrics with vertical repeat use the following formula:
((fabric vertical repeat x multiplier)/36") + base yardage = total yardage needed

C.O.M. Yardage Requirements: Draperies

Custom Size Draperies

Roll Pleat Draperies—Overlap: 118" Seamless Sheers (railroaded up to 104")

Based on a single panel.

Length up to (inches) ↓	Width up to (inches) →								
Overlap 120%	21	36	59	81	100	122	145	164	190
Roll Pleat up to 104"	1¾	2¾	4	5½	6¾	8	9½	10¾	12¼

Length up to (inches) ↓	Width up to (inches) →								
Overlap 100%	20	37	58	83	100	122	143	164	190
Roll Pleat up to 104"	1½	2½	3¾	5	6	7¼	8¼	9½	11

Roll Pleat Draperies—Overlap: 118" Seamless Sheers (not railroaded over 104" length)

Based on a single panel.

Length up to (inches) ↓	Width up to (inches) →			
Overlap 120%	47	96	149	190
Overlap 100%	54	109	168	190
120	3¾	7½	11¼	15
132	4¼	8¼	12¼	16¼
144	4½	9	13¼	17¾
156	4¾	9½	14¼	19
168	5¼	10¼	15¼	20¼
180	5½	11	16¼	21¾
192	5¾	11½	17¼	23
204	6¼	12¼	18¼	24¼
216	6½	13	19¼	25¾
225	6¾	13½	20	26¾
Multiplier	1	2	3	4

C.O.M. Yardage Requirements: Draperies

Custom Size Draperies

Grommet, Plain Top[1], Back Tab[1], Tab Top, Wrapped Tab Draperies

Standard (non-sheer) Fabrics
Chart assumes a 54" fabric width; contact customer service to calculate other widths.
Wrapped tab not available in outdoor fabrics.

Length up to (inches) ↓	Width up to (inches) → 27	54	81	108	135	162	189	213	Banding Inside or Outside (based on a pair)	Trim Inside (based on a pair)
17¾" Valance	1¼	2¼	3¼	4¼	5¼	6¼	7¼	8¼	N/A	N/A
60	2¼	4½	6¾	9	11¼	13½	15¾	18	2	3¾
72	2¾	5¼	7¾	10¼	13	15½	18	20½	2¼	4¼
84	3	6	8¾	11¾	14½	17½	20¼	23¼	2¾	5
96	3¼	6½	9¾	13	16¼	19½	22¾	26	3	5¾
108	3¾	7¼	10¾	14¼	18	21½	25	28½	3¼	6¼
120	4	8	11¾	15¾	19½	23½	27¼	31¼	3¾	7
132	4¼	8½	12¾	17	21¼	25½	29¾	34	4	7¾
144	4¾	9¼	13¾	18¼	23	27½	32	36½	4¼	8¼
156	5	10	14¾	19¾	24½	29½	34¼	39¼	4¾	9
168	5¼	10½	15¾	21	26¼	31½	36¾	42	5	9¾
180	5¾	11¼	16¾	22¼	28	33½	39	44½	5¼	10¼
192	6	12	17¾	23¾	29½	35½	41¼	47¼	5¾	11
204	6¼	12½	18¾	25	31¼	37½	43¾	50	6	11¾
216	6¾	13¼	19¾	26¼	33	39½	46	52½	6¼	12¼
225	7	13¾	20½	27¼	34¼	41	47¾	54½	6½	12¾
Multiplier	1	2	3	4	5	6	7	8		
Trim—Drapery or Valance Bottom Hem	2	4	5	7	8	10	11	13		
Add for Back Tab	¼	½	¾	1	1¼	1½	1¾	2		
Add for Classic and Wrapped Tab	¾	1¼	1¾	2¼	2¾	3¼	3¾	4¼		
Add for Wrapped Tab Wrap	¼	½	½	¾	¾	1	1¼	1¼		

Grommet, Plain Top[1], Back Tab[1], Tab Top, Wrapped Tab Draperies

Sheers, Laces, and Casement Fabrics
Chart assumes a 60" fabric width; contact customer service to calculate other widths.
Wrapped tab not available in outdoor fabrics.

Length up to (inches) ↓	Width up to (inches) → 25	48	72	96	120	144	168	192	213
17¾" Valance	1¼	2¼	3¼	4¼	5¼	6¼	7¼	8¼	9¼
60	2¼	4½	6¾	9	11¼	13½	15¾	18	20
72	2¾	5¼	7¾	10¼	13	15½	18	20½	23
84	3	6	8¾	11¾	14½	17½	20¼	23¼	26
96	3¼	6½	9¾	13	16¼	19½	22¾	26	29
108	3¾	7¼	10¾	14¼	18	21½	25	28½	32
120	4	8	11¾	15¾	19½	23½	27¼	31¼	35
132	4¼	8½	12¾	17	21¼	25½	29¾	34	38
144	4¾	9¼	13¾	18¼	23	27½	32	36½	41
156	5	10	14¾	19¾	24½	29½	34¼	39¼	44
168	5¼	10½	15¾	21	26¼	31½	36¾	42	47
180	5¾	11¼	16¾	22¼	28	33½	39	44½	50
192	6	12	17¾	23¾	29½	35½	41¼	47¼	53
204	6¼	12½	18¾	25	31¼	37½	43¾	50	56
216	6¾	13¼	19¾	26¼	33	39½	46	52½	59
225	7	13¾	20½	27¼	34¼	41	47¾	54½	61¼
Multiplier	1	2	3	4	5	6	7	8	9
Add for Back Tab	¼	½	¾	1	1¼	1½	1¾	2	2¼
Add for Classic and Wrapped Tab	¾	1¼	1¾	2¼	2¾	3¼	3¾	4¼	4¾
Add for Wrapped Tab Wrap	¼	½	½	¾	¾	1	1¼	1¼	1½

(1) Valances not available in back tab or plain top styles.

C.O.M. Yardage Requirements: Draperies

Custom Size Draperies

Grommet, Plain Top, Back Tab, Tab Top, Wrapped Tab Draperies— 118" Seamless Sheers (railroaded)

Length up to (inches) ↓ / Width up to (inches) →	18	36	58	80	100	122	144	166	190	213
Grommet and Plain Top, Max Length **98"**	1¾	3	4½	6	7½	9	10½	12	13¾	15¼
Back Tab to **92"**: up to 2¼" Deco Pole	1¾	3	4½	6	7½	9	10½	12	13¾	15¼
Classic Tab to **88"**: up to 2¼" Deco Pole	1¾	3	4½	6	7½	9	10½	12	13¾	15¼
Wrapped Tab to **85"**: up to 2¼" Deco Pole	1¾	3	4½	6	7½	9	10½	12	13¾	15¼
Add for Wrapped Tab Wrap	¼	¼	½	½	¾	¾	¾	1	1	1

Grommet, Plain Top, Back Tab, Tab Top, and Wrapped Tab Draperies— 118" Seamless Sheers (not railroaded)

Length up to (inches) ↓ / Width up to (inches) →	48	96	144	192	213
108	3¾	7¼	10¾	14¼	18
120	4	8	11¾	15¾	19½
132	4¼	8½	12¾	17	21¼
144	4¾	9¼	13¾	18¼	23
156	5	10	14¾	19¾	24½
168	5¼	10½	15¾	21	26¼
180	5¾	11¼	16¾	22¼	28
192	6	12	17¾	23¾	29½
204	6¼	12½	18¾	25	31¼
216	6¾	13¼	19¾	26¼	33
225	7	13¾	20½	27¼	34¼
Multiplier	1	2	3	4	5
Add for Back Tab	¼	½	¾	1	1¼
Add for Classic and Wrapped Tab	¾	1¼	1¾	2¼	2¾
Add for Wrapped Tab Wrap	¼	½	½	¾	¾

C.O.M. Yardage Requirements: Draperies

Rod Pocket Top and Bottom

Sheer Fabrics
Chart assumes a 60" fabric width; contact customer service to calculate other widths. Not available in outdoor fabrics

Length up to (inches) ↓ / Width up to (inches) →	20	40	50
36	1½	3	4¼
48	1¾	3½	5¼
60	2¼	4¼	6¼
72	2½	5	7¼
84	2¾	5½	8¼
96	3¼	6¼	9¼
Multiplier	1	2	3

Above chart does not include repeats.
For fabrics with vertical repeat use the following formula:
((fabric vertical repeat x multiplier)/36") + base yardage = total yardage needed

Tiebacks

Standard (non-sheer) Fabrics
Chart assumes a 54" fabric width; contact customer service to calculate other widths.
Sheer Fabrics—Straight Tiebacks Only
Chart assumes a 60" fabric width; contact customer service to calculate other widths.

Width up to (inches) →	10	20	30	40	50	60	70
Contour	½	½	¾	¾	¾	1¼	1¼
Straight	½	½	¾	¾	¾	1	1
Straight—Sheer	¾	¾	1¼	1¼	1¼	2	2
Multiplier	1	1	2	2	2	3	3
Trim*	¾	1¼	1¾	2½	3	3½	4
Welting*	1	1	1	1	1	1	1

Above chart does not include repeats.
Fabrics with vertical repeat require extra fabric for both the shade and valance, use the following formula:
((fabric vertical repeat x multiplier)/36") = extra yardage required
total yardage = (base yardage + extra yardage) + (valance + extra yardage)

*Trim and welting not available with sheers, laces, casement fabrics, or outdoor fabrics.
Contour tieback not available in sheers, laces, or casement fabrics.

C.O.M. Yardage Requirements: Fabric Shades

Classic Flat Roman

Standard (non-sheer) Fabrics
Chart assumes a 54" fabric width; contact customer service to calculate other widths.
Not available with sheers, laces, casement, or outdoor fabrics.

Length up to (inches) ↓	Width up to (inches) → 48	90	106[1]
36	2	3¾	5¾
48	2¼	4½	6¾
60	2¾	5½	8
72	3¼	6¼	9¼
84	3½	7	10¼
96	4	7¾	11½
108	4¼	8½	12¾
120	4¾	9¼	13¾
Multiplier	1	2	3
Valance	¾	1½	2¼

Relaxed Roman

Standard (non-sheer) Fabrics
Charts assume a 54" fabric width; contact customer service to calculate other widths.
Not available with sheers, laces, casement, or outdoor fabrics.

Length up to (inches) ↓	Width up to (inches) → 48	90	106[1]	Edge Banding
36	2¼	4¼	6¼	2¼
48	2½	4¾	7¼	2½
60	2¾	5½	8¼	2¾
72	3¼	6¼	9¼	3¼
84	3½	6¾	10¼	3½
96	3¾	7½	11¼	3¾
108	4¼	8¼	12¼	4¼
120	4½	8¾	13¼	4½
Multiplier	1	2	3	1
Valance	¾	1½	2¼	¾

Seamless Roman

Standard (non-sheer) Fabrics
Charts assume a 54" fabric width; contact customer service to calculate other widths.
Not available with sheers, laces, casement, or outdoor fabrics.

Length up to (inches) ↓	Width up to (inches) → 48	90	106[1]	Edge Banding
36	1¾	3¼	4¾	1¾
48	2	3¾	5¾	2
60	2¼	4½	6¾	2¼
72	2¾	5¼	7¾	2¾
84	3	5¾	8¾	3
96	3¼	6½	9¾	3¼
108	3¾	7¼	10¾	3¾
120	4	7¾	11¾	4
Multiplier	1	2	3	1
Valance	¾	1½	2¼	¾

Above charts do not include repeats.
Fabrics with vertical repeat require extra fabric for both the shade and valance, use the following formula:
((fabric vertical repeat x multiplier)/36") = extra yardage required
total yardage = (base yardage + extra yardage) + (valance + extra yardage)

(1) For multiple shades on one headrail, order yardage based on individual shade sizes.

C.O.M. Yardage Requirements: Fabric Shades

Looped Roman

Standard (non-sheer) Fabrics
Chart assumes a 54" fabric width; contact customer service to calculate other widths.
Not available with sheers, laces, casement, or outdoor fabrics.

Length up to (inches) ↓ / Width up to (inches) →	48	90	106[1]
36	2¼	4½	6¾
48	3	5¾	8½
60	3½	6¾	10¼
72	4	8	11¾
84	4½	9	13½
96	5¼	10¼	15¼
103	5¾	11¼	16¾
Multiplier	1	2	3
Valance	¾	1½	2¼

(1) For multiple shades on one headrail, order yardage based on individual shade sizes.

Balloon

Standard (non-sheer) Fabrics
Chart assumes a 54" fabric width; contact customer service to calculate other widths.
Not available with sheers, laces, casement, or outdoor fabrics.

Length up to (inches) ↓ / Width up to (inches) →	26	48	69	90
36	1¾	3½	5	6¾
48	2¼	4	6	8
60	2½	4¾	7	9¼
72	2¾	5½	8	10¾
84	3¼	6	9	12
96	3½	6¾	10	13¼
103	3¾	7½	11	14¾
Multiplier	1	2	3	4

Above chart does not include repeats.
Fabrics with vertical repeat require extra fabric for both the shade and valance, use the following formula:
((fabric vertical repeat x multiplier)/36") = extra yardage required
total yardage = (base yardage + extra yardage) + (valance + extra yardage)

C.O.M. Yardage Requirements: Cornices

Premium Fabric-Wrapped Cornices

Straight Cut
Not available with sheers, laces, casement, or outdoor fabrics.

Width up to (inches) →	64	120	174	190
All Styles—6" to 10" Length	1½	2¼	3	3¾
All Styles—11" to 21" Length	2¼	3¼	4¼	5¼
Self or Contrast Welting—Add	1	1½	2	2¼
HR > 20", Add	¾	¾	¾	¾
Multiplier	2	3	4	5

Fabric Railroaded—Fabric is Rotated 90°
Not available with sheers, laces, casement, or outdoor fabrics.
When selecting to railroad fabric consider pattern direction, scale, and repeat.
Patterns should have no or minimal repeat.

Single Cut

Width up to (inches) →	36	64	120	174	190
All Fabrics to 21" Length	2¼	3	4½	6	6½
Self or Contrast Welting—Add	1	1	1½	2	2¼
HR Multiplier	N/A	1	1	1	1

Side by Side Cut
Two cornices cut side by side based on parameters below.
Patterns will not be centered.
Patterns should have no or minimal repeat.

Width up to (inches) →	36	64	120	174	190
All Styles up to 13" Length with Maximum 4" Return or Dust Cover	2¼	3	4½	6	6½
All Styles up to 11" Length with Maximum 8" Return or Dust Cover	2¼	3	4½	6	6½
Self or Contrast Welting—Add	1	1	1½	2	2¼
HR Multiplier	1	1	1	1	1

Options—Straight Cut and Fabric Railroaded

Width up to (inches) →	36[1]	64	120	174	190
Cording Trim	4½	6	9	12	13

(1) 36" only applies to railroaded cornices.

Above charts do not include repeats.
Fabrics with vertical repeat require extra fabric for both the shade and valance, use the following formula:
((fabric vertical repeat x multiplier)/36") = extra yardage required

For fabrics with horizontal repeat greater than 20" add 1 yard of primary fabric

HR Multiplier
Railroaded fabrics with horizontal repeat require extra fabric using the following formula:
((fabric horizontal repeat x multiplier)/36") = extra yardage required

C.O.M. Yardage Requirements: Cornices

Fabric-Wrapped Cornices

Straight Cut
Not available with sheers, laces, casement, or outdoor fabrics.

Straight, Contour, Traditional

Width up to (inches) →	72	126	144
All Styles	1	1½	2
Self or Contrast Welting—Add	¾	1	1¼
HR > 20", Add	½	½	½
Multiplier	2	3	4

Curved

Width up to (inches) →	72	126	144
Primary Fabric	1	1½	2
Contrast Fabric	½	¾	1
Cording Trim	5	8	9
HR > 20", Add	½	½	½
Multiplier	2	3	4

Fabric Railroaded—Fabric is Rotated 90°
Not available with sheers, laces, casement, or outdoor fabrics.
When selecting to railroad fabric consider pattern direction, scale, and repeat.
Patterns should have no or minimal repeat.

Single Cut

Straight, Contour, Traditional

Width up to (inches) →	36	72	126	144
All Fabrics, All Lengths	2	3	4½	5
Contrast Welting—Add	1	1	1½	2
HR Multiplier	1	1	1	1

Curved

Width up to (inches) →	36	72	126	144
Primary Fabric	2	3	4½	5
Contrast Fabric	2	3	4½	5
Cording Trim	3	5	8	9
HR Multiplier	1	1	1	1

Side by Side Cut
Up to two cornices cut side by side for straight, contour, and traditional styles.
Up to three cornices cut side by side for curved styles.
Patterns will not be centered.
Patterns should have no or minimal repeat.

Straight, Contour, Traditional

Width up to (inches) →	36	72	126	144
All Styles, All Lengths—Includes Welting	2	3	4½	5
Contrast Welting—Bias Cut	1	1	1½	2
HR Multiplier	1	1	1	1

Curved

Width up to (inches) →	36	72	126	144
Primary Fabric	2	3	4½	5
Contrast Fabric	2	3	4½	5
Cording Trim	3	5	8	9
HR Multiplier	1	1	1	1

Above charts do not include repeats.
Fabrics with vertical repeat require extra fabric for both the shade and valance, use the following formula:
((fabric vertical repeat x multiplier)/36") = extra yardage required

For fabrics with horizontal repeat greater than 20" add 1 yard of primary fabric

HR Multiplier
Railroaded fabrics with horizontal repeat require extra fabric using the following formula:
((fabric horizontal repeat x multiplier)/36") = extra yardage required

C.O.M. Yardage Requirements: Swag and Cascades

Traditional Swag and Cascade

Standard (non-sheer) Fabrics*
Chart assumes a 54" fabric width; contact customer service to calculate other widths.
Not available with sheers, laces, casement, or outdoor fabrics.

Number of Swags	1	2	3	4	5	6	7	8	9
Width up to (inches) →	42	71	96	120	144	168	192	216	240
Swag Only	2	4	5¾	7¾	9¾	11½	13½	15½	17½
Swags with Self Lined Cascade	6¾	8½	10¼	12	14	15¾	17½	19¼	21¼
Swags with Contrast Lined Cascade, Face Fabric	4¼	6	8	9¾	11½	13¼	15¼	17	18¾
Contrast Lined Cascade, Contrast Fabric	2½	2½	2½	2½	2½	2½	2½	2½	2½
For 63" Cascade Add:									
Swags with Self Lined Cascade	3	3	3	3	3	3	3	3	3
Swags with Contrast Lined Cascade, Face Fabric	1½	1½	1½	1½	1½	1½	1½	1½	1½
Contrast Lined Cascade, Contrast Fabric	1½	1½	1½	1½	1½	1½	1½	1½	1½
For 84" Cascade Add:									
Swags with Self Lined Cascade	5½	5½	5½	5½	5½	5½	5½	5½	5½
Swags with Contrast Lined Cascade, Face Fabric	2¾	2¾	2¾	2¾	2¾	2¾	2¾	2¾	2¾
Contrast Lined Cascade, Contrast Fabric	2¾	2¾	2¾	2¾	2¾	2¾	2¾	2¾	2¾
All Lengths:									
Swag Banding	1¾	3¼	4¾	6½	8	10	11¼	12¾	14¼
Swag Trim	2	4	6	8	10	12	14	16	18
Cascade Trim	6	6	6	6	6	6	6	6	6
Contrast Welting	¼	½	½	¾	1	1	1¼	1½	1½
Multiplier	3	4	5	6	7	8	9	10	11

Above chart does not include repeats.
For fabrics with vertical repeat use the following formula:
((fabric vertical repeat x multiplier)/36") + base yardage = total yardage needed

For fabrics with horizontal repeat greater than 12" add 1 yard of primary fabric

*Styles not available in sheers, laces, or casement fabrics.

C.O.M. Yardage Requirements: Swag and Cascades

Pole Swag and Cascade

Standard (non-sheer) Fabrics*
Chart assumes a 54" fabric width; contact customer service to calculate other widths.
Not available with sheers, laces, casement, or outdoor fabrics.

Number of Swags	1	2	3	4	5	6	7	8	9
Width up to (inches) →	42	71	96	120	144	168	192	216	240
Swags with Self Lined Cascade	6¾	8½	10¼	12	14	15¾	17½	19¼	21
Swags with Contrast Lined Cascade, Face Fabric	4½	6	8	9¾	11½	13¼	15	17	19¾
Contrast Lined Cascade, Contrast Fabric	2½	2½	2½	2½	2½	2½	2½	2½	2½
For 63" Cascade Add:									
Swags with Self Lined Cascade	3	3	3	3	3	3	3	3	3
Swags with Contrast Lined Cascade, Face Fabric	1½	1½	1½	1½	1½	1½	1½	1½	1½
Contrast Lined Cascade, Contrast Fabric	1½	1½	1½	1½	1½	1½	1½	1½	1½
For 84" Cascade Add:									
Swags with Self Lined Cascade	6¾	6¾	6¾	6¾	6¾	6¾	6¾	6¾	6¾
Swags with Contrast Lined Cascade, Face Fabric	3½	3½	3½	3½	3½	3½	3½	3½	3½
Contrast Lined Cascade, Contrast Fabric	3½	3½	3½	3½	3½	3½	3½	3½	3½
All Lengths:									
Swag Banding	1½	3	4¼	5¾	7	8½	9¾	11¼	12½
Swag Trim	2	4	6	8	10	12	14	16	18
Cascade Trim	6	6	6	6	6	6	6	6	6
Multiplier	3	4	5	6	7	8	9	10	11

Above chart does not include repeats.
For fabrics with vertical repeat use the following formula:
((fabric vertical repeat x multiplier)/36") + base yardage = total yardage needed

For fabrics with horizontal repeat greater than 12" add 1 yard of primary fabric

*Styles not available in sheers, laces, or casement fabrics.

C.O.M. Yardage Requirements: Swag and Cascades

Tailored Arch

Standard (non-sheer) Fabrics*
Chart assumes a 54" fabric width; contact customer service to calculate other widths.
Not available with sheers, laces, casement, or outdoor fabrics.

Width up to (inches) →	60	82	104	126	148	170	192	214	240
Self Lined	7¾	9¾	11½	13¼	15¼	17	18¾	20¾	22½
Contrast Lined: Face Fabric	4	5	5¾	6¾	7¾	8½	9½	10½	11¼
Contrast Lined: Lining Fabric	4	5	5¾	6¾	7¾	8½	9½	10½	11¼
Multiplier—Face Fabric	3	4	5	6	7	8	9	10	11

Rod Pocket Swag and Cascade

Standard (non-sheer) Fabrics*
Chart assumes a 54" fabric width; contact customer service to calculate other widths.
Not available with sheers, laces, casement, or outdoor fabrics.

Number of Swags	1	2	3	4	5	6	7	8	9
Width up to (inches) →	54	78	102	126	150	174	198	222	240
Swags with Self Lined Cascade	4¾	7	9¼	11½	13½	15¾	18	20¼	22½
Swags with Contrast Lined Cascade, Face Fabric	3½	5¾	8	10¼	12½	14¾	17	19	21¼
Contrast Lined Cascade, Contrast Fabric	1¼	1¼	1¼	1¼	1¼	1¼	1¼	1¼	1¼
For 63" Cascade Add:									
Swags with Self Lined Cascade	1½	1½	1½	1½	1½	1½	1½	1½	1½
Swags with Contrast Lined Cascade, Face Fabric	1	1	1	1	1	1	1	1	1
Contrast Lined Cascade, Contrast Fabric	1	1	1	1	1	1	1	1	1
All Lengths:									
Swag Trim	1½	3	4¼	5½	6¾	8¼	9½	11	12¼
Cascade Trim	4	4	4	4	4	4	4	4	4
Multiplier	2	3	4	5	6	7	8	9	10

Above charts do not include repeats.
For fabrics with vertical repeat use the following formula:
((fabric vertical repeat x multiplier)/36") + base yardage = total yardage needed

For fabrics with horizontal repeat greater than 12" add 1 yard of primary fabric

*Styles not available in sheers, laces, or casement fabrics.

C.O.M. Yardage Requirements: Swag and Cascades

Rod Pocket Insert and Cascade

Standard (non-sheer) Fabrics*
Chart assumes a 54" fabric width; contact customer service to calculate other widths.
Not available with sheers, laces, casement, or outdoor fabrics.

Width up to (inches) →	54	78	102	126	150	174	198	222	240
Insert with Self Lined Cascade	3½	4¼	5¼	6¼	7	8	9	9¾	10¾
Insert with Contrast Lined Cascade, Face Fabric	2¼	3¼	4	5	6	6¾	7¾	8¾	9½
Contrast Lined Cascade, Contrast Fabric	1¼	1¼	1¼	1¼	1¼	1¼	1¼	1¼	1¼
For 63" Cascade Add:									
Insert with Self Lined Cascade	1½	1½	1½	1½	1½	1½	1½	1½	1½
Insert with Contrast Lined Cascade, Face Fabric	1	1	1	1	1	1	1	1	1
Contrast Lined Cascade, Contrast Fabric	1	1	1	1	1	1	1	1	1
All Lengths:									
Insert Trim	1¾	3¾	4¾	6¼	7¾	9¼	11	12½	14
Multiplier	2	3	4	5	6	7	8	9	10

Above charts do not include repeats (see formula at bottom of page for fabrics with repeats).

Pole Scarf

Standard (non-sheer) Fabrics*
Chart assumes a 54" fabric width; contact customer service to calculate other widths.
Not available with sheers, laces, casement, or outdoor fabrics.

Width up to (inches) →	126	216	288	360
Self Lined	7	12	16	20
Trim—2 Short Sides	½	½	½	½
Trim—3 Sides	6¾	9½	11½	13½
60" Sheer—Unlined	3½	6	8	10

For fabrics with vertical repeat use the following formula:
((fabric vertical repeat x multiplier)/36") + base yardage = total yardage needed

For fabrics with horizontal repeat greater than 12" add 1 yard of primary fabric

*Styles not available in sheers, laces, or casement fabrics.

C.O.M. Yardage Requirements: Board-Mounted Valances

Inverted Box Pleat

Standard (non-sheer) Fabrics*
Chart assumes a 54" fabric width; contact customer service to calculate other widths.
Not available with sheers, laces, casement, or outdoor fabrics.

Length up to (inches) ↓	Width up to (inches) → 44	88	132	176	220	240
12	2¾	4¼	6	7¾	9½	10¼
15	3	4¾	6¾	8½	10¼	11¼
18	3¼	5¼	7¼	9¼	11¼	12¼
21	3½	5½	7¾	10	12¼	13¼
24	3¾	6	8½	10¾	13	14¼
27	4	6½	9	11½	14	15¼
Multiplier—Face Fabric	3	5	7	9	11	12
Contrast Options						
Contrast Kick Pleat—12", 15", 18" Length	1½	2¼	3	4¼	5	5
Contrast Kick Pleat—21", 24", 27" Length	2	3	4	5¾	6¾	7¾
Multiplier—Contrast Kick Pleat	2	3	4	6	7	7
Contrast Banding	¾	1	1½	1¾	2¼	2½
Multiplier—Contrast Banding	3	5	7	9	11	12
Contrast Welting	½	½	½	¾	¾	¾

Soft Fold

Standard (non-sheer) Fabrics*
Chart assumes a 54" fabric width; contact customer service to calculate other widths.
Not available with sheers, laces, casement, or outdoor fabrics.

Length up to (inches) ↓	Width up to (inches) → 38	90	140	200	240	Stirrups or Ties Self or Contrast Fabric
12	3¼	4¼	5¼	6¼	7¼	¾
15	3¾	5	6¼	7½	8¾	1
18	3¾	5¼	6¾	8¼	9¾	1
21	4¼	6	7¾	9½	11¼	1
24	4¾	6¾	8¾	10¾	12¾	1¼
27	5¼	7½	9¾	12	14¼	1¼
Multiplier	2	3	4	5	6	1
Contrast Welting	½	½	¾	¾	1	N/A

Above chart does not include repeats.
For fabrics with vertical repeat use the following formula:
((fabric vertical repeat x multiplier)/36") + base yardage = total yardage needed

*Styles not available in sheers, laces, or casement fabrics.

C.O.M. Yardage Requirements: Board-Mounted Valances

Formal (base styles do not include decorative accents)

Standard (non-sheer) Fabrics*
Chart assumes a 54" fabric width; contact customer service to calculate other widths.
Not available with sheers, laces, casement, or outdoor fabrics.

Length up to (inches) ↓	Width up to (inches) →									
	47	68	90	112	134	156	178	200	222	240
12	3¼	4¼	4¼	5¾	5¾	7	7	8¼	8½	9¾
15	3½	4¾	4¾	6¼	6¼	7¾	7¾	9	9	10½
18	4	5½	5½	7	7	8¾	8¾	10¼	10¼	12
21	4¼	6¼	6¼	8	8	9¾	9¾	11½	11½	13½
24	4¾	6¾	6¾	8¾	8¾	10¾	10¾	12¾	12¾	14¾
27	5¼	7½	7½	9¾	9¾	12	12	14	14	16¼
Multiplier	2	3	3	4	4	5	5	6	6	7
Contrast Welting	½	½	½	½	½	¾	¾	¾	¾	¾

Tailored Scallop and Tailored Flat (base styles do not include decorative accents)

Standard (non-sheer) Fabrics*
Chart assumes a 54" fabric width; contact customer service to calculate other widths.
Not available with sheers, laces, casement, or outdoor fabrics.

Length up to (inches) ↓	Width up to (inches) →									
	47	68	90	112	134	156	178	200	222	240
12	1¾	2¾	2¾	3½	3½	4½	4½	5¼	5¼	6¼
15	2	3	3	4	4	4¾	4¾	5¾	5¾	6¾
18	2¼	3¼	3¼	4¼	4¼	5¼	5¼	6¼	6¼	7¼
21	2¼	3½	3½	4½	4½	5¾	5¾	6¾	6¾	8
24	2½	3¾	3¾	5	5	6	6	7¼	7¼	8½
27	2¾	4	4	5¼	5¼	6½	6½	7¾	7¾	9
Multiplier	2	3	3	4	4	5	5	6	6	7
Contrast Welting	½	½	½	½	½	¾	¾	¾	¾	¾
Contrast Banding—Tailored Flat Only	½	¾	¾	1	1	1	1	1¼	1¼	1½

Above chart does not include repeats.
For fabrics with vertical repeat use the following formula:
((fabric vertical repeat x multiplier)/36") + base yardage = total yardage needed

*Styles not available in sheers, laces, or casement fabrics.

C.O.M. Yardage Requirements: Board-Mounted Valances

Decorative Accents: Self or Contrast Accents

Standard (non-sheer) Fabrics*
Chart assumes a 54" fabric width; contact customer service to calculate other widths.
Not available with sheers, laces, casement, or outdoor fabrics.

Width up to (inches) →	47	68	90	112	134	156	178	200	222	240
Ascot, Reverse Ascot, Double Reverse Ascot, Reverse Bell, Double Stack, Reverse Double Stack, Necktie, Reverse Necktie										
12", 15", 18" Length	1½	2¼	3	3	3½	4¼	4¼	5	5¾	5¾
21", 24", 27" Length	2	3	4	4	4¾	5¾	5¾	6¾	7¾	7¾
Multiplier	2	3	4	4	5	6	6	7	8	8
Double Necktie										
12", 15", 18" Length	3¼	4¾	6¼	6¼	8	9½	9½	11	12½	12½
21", 24", 27" Length	4¼	6¼	8¼	8¼	10½	12½	12½	14½	16½	16½
Multiplier	2	3	4	4	5	6	6	7	8	8
Stirrup										
12", 15", 18" Length	1	1	1	1	1¾	1¾	1¾	1¾	1¾	1¾
21", 24", 27" Length	1¼	1¼	1¼	1¼	2¼	2¼	2¼	2¼	2¼	2¼
Multiplier	1	1	1	1	2	2	2	2	2	2
Tie										
12", 15", 18" Length	1	2	2	2	2¾	2¾	2¾	3¾	3¾	3¾
21", 24", 27" Length	1¼	2½	2½	2½	3½	3½	3½	4¾	4¾	4¾
Multiplier	1	2	2	2	3	3	3	4	4	4
Kick Pleat										
12", 15", 18" Length	¾	¾	1½	1½	1½	1½	2¼	2¼	2¼	2¼
21", 24", 27" Length	1	1	2	2	2	2	3	3	3	3
Multiplier	1	1	2	2	2	2	3	3	3	3

Above charts do not include repeats (see formula at bottom of page for fabrics with repeats).
For fabrics with vertical repeat use the following formula:
((fabric vertical repeat x multiplier)/36") + base yardage = total yardage needed

*Styles not available in sheers, laces, or casement fabrics.

C.O.M. Yardage Requirements: Board-Mounted Valances

Decorative Accents: Inside Contrast with Self Accents

Standard (non-sheer) Fabrics*
Chart assumes a 54" fabric width; contact customer service to calculate other widths.
Not available with sheers, laces, casement, or outdoor fabrics.

Width up to (inches) →	47	68	90	112	134	156	178	200	222	240
Reverse Ascot, Double Reverse Ascot, Reverse Bell, Reverse Necktie										
Primary Fabric—12", 15", 18" Length	¾	1½	1½	1½	2¼	2¼	2¼	3	3	3
Contrast Fabric—12", 15", 18" Length	¾	1½	1½	1½	2¼	2¼	2¼	3	3	3
Primary Fabric—21", 24", 27" Length	1	2	2	2	3	3	3	4	4	4
Contrast Fabric—21", 24", 27" Length	1	2	2	2	3	3	3	4	4	4
Multiplier—Primary and Contrast Fabrics	1	2	2	2	3	3	3	4	4	4
Double Necktie										
Primary Fabric—12", 15", 18" Length	1	1¾	1¾	1¾	2½	2½	2½	3¼	3¼	3¼
Contrast Fabric—12", 15", 18" Length	1	1¾	1¾	1¾	2½	2½	2½	3¼	3¼	3¼
Primary Fabric—21", 24", 27" Length	1¼	2¼	2¼	2¼	3¼	3¼	3¼	4¼	4¼	4¼
Contrast Fabric—21", 24", 27" Length	1¼	2¼	2¼	2¼	3¼	3¼	3¼	4¼	4¼	4¼
Multiplier—Primary and Contrast Fabrics	1	2	2	2	3	3	3	4	4	4

Above charts do not include repeats (see formula at bottom of page for fabrics with repeats).
For fabrics with vertical repeat use the following formula:
((fabric vertical repeat x multiplier)/36") + base yardage = total yardage needed

*Styles not available in sheers, laces, or casement fabrics.

C.O.M. Yardage Requirements: Pillows

Accent Pillows

Standard (Non-Sheer) Fabrics*
Chart assumes a 54" fabric width; contact customer service to calculate other widths.
Not available with sheers, laces, casement, or outdoor fabrics.

	Square			Rectangle	
	16" x 16"	20" x 20"	22" x 22"	12" x 16"	16" x 20"
Pillow with Plain Edge	¾	¾	¾	¾	¾
Welting (Self or Contrast)	1	1	1	1	1
Trim Yards	2	2½	2¾	1¾	2¼
Multiplier	1	1	1	1	1

Above charts do not include repeats (see formula at bottom of page for fabrics with repeats).
For fabrics with vertical repeat use the following formula:
((fabric vertical repeat x multiplier)/36") + base yardage = total yardage needed

*Styles not available in sheers, laces, or casement fabrics.

GRABER®

Graber is a brand of Springs Window Fashions, the Best Experience Company

Graber and the Graber logo are registered trademarks of Springs Window Fashions, LLC.

10017-111 (03/23)|S22-388850

GRABER

Graber Artisan Drapery, Fabric Shades, and Top Treatments

Color Collections — Effective March 2023

Price Group A

Alea	Galilee	Veil
Atmosphere	Piazza	Whimsical
Callahan	Simplicity	Zen
Chopin	Tuzee	

Price Group B

Arcadia	Genuine	Palatial
Breadth	Harmonious	Prologue
Candor	Kazlo	Quietude
Driftless	Meredith	Stanton
Esperance	Newleaf	

Price Group C

Bursche	Imagination	Raleigh
Conceptual	Maisonette	Rutherford
Confidence	Meadowlark	Sea Paisley
Diversions	Mikado	Soliloquy
Gratitude	Primavera	Spargel
Hama	Rainfall	Tyrell

Price Group D

Absolute	Downpour	Reflection
Ainslie	Dreamscape	Sandoval
Artesso	Ellipse	Seafront
Avid	Enchanting	Steward
Beach Chalet	Florabar	Symbiotic
Bisque	Gjusta	Textile
Bountiful	Kings Garden	Undertones
Brooke	Manning	Valor
Burnham	Mystical	Venetian
Chalkdust	Pageantry	Woodblock
Chrysanthemum	Painterly	
Cloud Metal	Pastoral	

Price Group E

Aspirational	Countryside	Iconic
Assurance	Enlightened	Kelsey
Avro	EnviroLiving	Liana
Bloomscape	Focus	Pascoe
Brandywine	Frond Mist	Refuge
Carver	Grayson	Richland
Casita	Gridblock	Sustained
Circumference	Hearthstone	Thistlerock
Cloverleaf	Hellene	Wonder
Corelli	Hypnotic	

Price Group F

Affinity	EarthWise	Mysterious
Athens	Environment	Posy
Bianca	Garden	Skipping Rocks
Birch	Ibiza	Thrive
Castillo	Kingsbury	Uplifting
Checkerloom	Meditations	Viewpoint
Cooperative	Monorail	Wexler

GRABER

Graber Artisan Drapery, Fabric Shades, and Top Treatments

Designer US Price List — Effective January 2024

Draperies

Price Group A: Custom Size Draperies

Height up to inches (cm) ↓ / Width up to inches (cm) →	23 (58.5)	45 (114.3)	66 (167.7)	83 (210.9)	104 (264.2)	126 (320.1)	148 (376)	169 (429.3)	191 (485.2)	213 (541.1)
17 3/4" (43.2) Valance*	212	289	352	393	447	527	715	902	1090	1277
60 (152.4)	501	617	723	822	1073	1252	1463	1673	1938	2199
72 (182.9)	537	653	770	914	1182	1402	1636	1859	2042	2308
84 (213.4)	578	698	856	1005	1253	1543	1812	2069	2258	2535
96 (243.9)	617	732	914	1071	1316	1648	1903	2184	2368	2641
120 (304.8)	703	820	1067	1182	1472	1810	2102	2404	2696	2983
144 (365.8)	837	1003	1274	1458	1797	2158	2513	2858	3179	3493
162 (411.5)	854	1046	1341	1547	1910	2291	2671	3044	3382	3719
180 (457.2)	875	1086	1403	1637	2023	2424	2824	3221	3582	3943
198 (503)	894	1128	1470	1726	2136	2557	2984	3402	3785	4168
225 (571.5)	913	1170	1531	1817	2245	2695	3143	3581	3989	4393

* Valance not available in back tab or roll pleat styles.
NOTE: Pricing for 118" (299.8 cm) or greater fabrics starts at 96" (243.9 cm) length (indicated by heavy, solid line)

Price Group B: Custom Size Draperies

Height up to inches (cm) ↓ / Width up to inches (cm) →	23 (58.5)	45 (114.3)	66 (167.7)	83 (210.9)	104 (264.2)	126 (320.1)	148 (376)	169 (429.3)	191 (485.2)	213 (541.1)
17 3/4" (43.2) Valance*	273	370	449	501	573	674	916	1155	1394	1636
60 (152.4)	630	813	952	1085	1414	1633	2088	2391	2767	3140
72 (182.9)	673	859	1011	1204	1555	1796	2291	2609	2916	3298
84 (213.4)	727	919	1129	1326	1653	1976	2539	2903	3166	3552
96 (243.9)	775	1010	1260	1477	1819	2211	2667	3060	3319	3706
120 (304.8)	883	1133	1472	1631	2032	2424	2947	3370	3777	4182
144 (365.8)	971	1285	1631	1865	2299	2763	3362	3828	4251	4675
162 (411.5)	1143	1397	1791	2069	2554	3066	3576	4071	4523	4975
180 (457.2)	1169	1454	1878	2193	2707	3243	3779	4311	4794	5278
198 (503)	1195	1508	1965	2305	2856	3422	3994	4549	5063	5579
225 (571.5)	1221	1565	2049	2430	3005	3605	4205	4789	5337	5875

* Valance not available in back tab or roll pleat styles.
NOTE: Pricing for 118" (299.8 cm) or greater fabrics starts at 96" (243.9 cm) length (indicated by heavy, solid line)

Price Group C: Custom Size Draperies

Height up to inches (cm) ↓ / Width up to inches (cm) →	23 (58.5)	45 (114.3)	66 (167.7)	83 (210.9)	104 (264.2)	126 (320.1)	148 (376)	169 (429.3)	191 (485.2)	213 (541.1)
17 3/4" (43.2) Valance*	329	447	544	607	692	817	1107	1396	1688	1979
60 (152.4)	760	1077	1263	1437	1871	2163	2530	2893	3348	3800
72 (182.9)	815	1138	1344	1599	2061	2381	2771	3157	3531	3989
84 (213.4)	880	1219	1496	1760	2192	2617	3073	3510	3831	4295
96 (243.9)	982	1281	1599	1868	2300	2798	3226	3704	4015	4483
120 (304.8)	1122	1431	1860	2061	2571	3066	3567	4075	4573	5058
144 (365.8)	1235	1629	2061	2359	2909	3494	4067	4630	5145	5656
162 (411.5)	1383	1694	2167	2506	3090	3711	4325	4929	5477	6021
180 (457.2)	1415	1760	2272	2652	3276	4091	4765	5435	6043	6652
198 (503)	1445	1824	2380	2794	3456	4314	5034	5733	6382	7033
225 (571.5)	1480	1894	2478	2940	3636	4545	5299	6038	6727	7405

* Valance not available in back tab or roll pleat styles.
NOTE: Pricing for 118" (299.8 cm) or greater fabrics starts at 96" (243.9 cm) length (indicated by heavy, solid line)

Price Group D: Custom Size Draperies

Height up to inches (cm) ↓ / Width up to inches (cm) →	23 (58.5)	45 (114.3)	66 (167.7)	83 (210.9)	104 (264.2)	126 (320.1)	148 (376)	169 (429.3)	191 (485.2)	213 (541.1)
17 3/4" (43.2) Valance*	398	542	657	734	839	988	1339	1693	2042	2393
60 (152.4)	937	1247	1461	1664	2164	2691	3148	3599	4163	4724
72 (182.9)	1004	1442	1702	1932	2602	2880	3355	3819	4395	4964
84 (213.4)	1086	1544	1809	2127	2766	3167	3718	4245	4844	5434
96 (243.9)	1211	1625	1932	2262	2905	3386	3902	4481	5078	5671
120 (304.8)	1386	1815	2253	2494	3245	3871	4503	5145	5774	6386
144 (365.8)	1521	2057	2494	2855	3518	4228	4919	5604	6227	6840
162 (411.5)	1703	2141	2623	3029	3743	4677	5449	6212	6900	7590
180 (457.2)	1744	2227	2747	3208	3964	4946	5765	6575	7309	8050
198 (503)	1784	2308	2880	3379	4185	5220	6090	6938	7723	8508
225 (571.5)	1822	2393	2998	3558	4402	5500	6411	7307	8141	8960

* Valance not available in back tab or roll pleat styles.
NOTE: Pricing for 118" (299.8 cm) or greater fabrics starts at 96" (243.9 cm) length (indicated by heavy, solid line)

Price Group E: Custom Size Draperies

Height up to inches (cm) ↓ / Width up to inches (cm) →	23 (58.5)	45 (114.3)	66 (167.7)	83 (210.9)	104 (264.2)	126 (320.1)	148 (376)	169 (429.3)	191 (485.2)	213 (541.1)
17 3/4" (43.2) Valance*	521	711	860	962	1101	1295	1754	2215	2674	3136
60 (152.4)	1228	1786	2096	2385	3103	3524	4121	4717	5451	6191
72 (182.9)	1314	1887	2233	2530	3410	3772	4396	5006	5754	6502
84 (213.4)	1422	2024	2370	2785	3625	4149	4871	5567	6347	7119
96 (243.9)	1586	2126	2530	2963	3805	4438	5111	5869	6653	7429
120 (304.8)	1814	2379	2950	3269	4251	5073	5898	6741	7564	8365
144 (365.8)	1994	2696	3269	3738	4608	5539	6445	7338	8156	8962
162 (411.5)	2235	2804	3433	3971	4902	6126	7140	8137	9038	9942
180 (457.2)	2286	2914	3600	4202	5190	6483	7557	8614	9571	10543
198 (503)	2334	3024	3771	4427	5479	6839	7982	9090	10116	11147
225 (571.5)	2387	3138	3930	4661	5764	7207	8398	9569	10663	11737

* Valance not available in back tab or roll pleat styles.
NOTE: Pricing for 118" (299.8 cm) or greater fabrics starts at 96" (243.9 cm) length (indicated by heavy, solid line)

Price Group F: Custom Size Draperies

Height up to inches (cm) ↓ / Width up to inches (cm) →	23 (58.5)	45 (114.3)	66 (167.7)	83 (210.9)	104 (264.2)	126 (320.1)	148 (376)	169 (429.3)	191 (485.2)	213 (541.1)
17 3/4" (43.2) Valance*	630	859	1041	1165	1330	1567	2123	2684	3235	3796
60 (152.4)	1485	2163	2537	2886	3754	4265	4985	5705	6597	7491
72 (182.9)	1591	2283	2700	3059	4126	4564	5318	6053	6963	7866
84 (213.4)	1720	2446	2866	3370	4383	5020	5894	6731	7677	8615
96 (243.9)	1919	2575	3059	3585	4606	5369	6186	7102	8051	8989
120 (304.8)	2197	2877	3569	3955	5147	6138	7140	8156	9150	10121
144 (365.8)	2414	3262	3955	4523	5578	6701	7798	8879	9870	10843
162 (411.5)	2702	3393	4154	4803	5932	7412	8639	9843	10937	12027
180 (457.2)	2765	3524	4357	5084	6283	7846	9142	10421	11585	12757
198 (503)	2824	3659	4563	5357	6629	8273	9656	11000	12240	13490
225 (571.5)	2891	3797	4753	5639	6975	8721	10165	11579	12901	14204

* Valance not available in back tab or roll pleat styles.
NOTE: Pricing for 118" (299.8 cm) or greater fabrics starts at 96" (243.9 cm) length (indicated by heavy, solid line)

Customer's Own Material (C.O.M.) Labor Only: Custom Size Draperies

Height up to inches (cm) ↓ / Width up to inches (cm) →	23 (58.5)	45 (114.3)	66 (167.7)	83 (210.9)	104 (264.2)	126 (320.1)	148 (376)	169 (429.3)	191 (485.2)	213 (541.1)
17 3/4" (43.2) Valance*	198	271	327	364	418	492	666	839	1015	1189
60 (152.4)	459	564	660	751	934	1110	1296	1482	1715	1946
72 (182.9)	490	596	701	832	1030	1241	1449	1647	1809	2046
84 (213.4)	528	667	782	918	1142	1366	1604	1833	2000	2143
96 (243.9)	564	699	832	975	1202	1461	1683	1933	2096	2341
120 (304.8)	643	784	973	1077	1343	1603	1860	2128	2388	2525
144 (365.8)	704	887	1077	1231	1519	1823	2123	2418	2686	2953
162 (411.5)	831	1017	1247	1440	1612	1938	2259	2575	2858	3144
180 (457.2)	889	1107	1364	1591	1709	2136	2490	2838	3156	3474
198 (503)	951	1144	1427	1678	1987	2477	2891	3144	3499	3855
225 (571.5)	971	1190	1489	1767	2184	2730	3184	3627	4039	4447

* Valance not available in back tab or roll pleat styles.
NOTE: Pricing for 118" (299.8 cm) or greater fabrics starts at 96" (243.9 cm) length (indicated by heavy, solid line)

Decorative Panels

Pinch pleat, back tab, grommet top, and rod pocket styles only. Price is per panel and includes standard lining.

Price Group	A		B		C	
Decorative Panel Width**	**1W**	**2W**	**1W**	**2W**	**1W**	**2W**
Length up to inches (cm) ↓ **60 (152.4)**	251	424	322	518	390	721
72 (182.9)	276	509	358	654	418	823
84 (213.4)	317	527	389	672	452	890
96 (243.9)	380	644	450	824	501	1044
120 (304.8)	388	654	495	837	634	1158
144 (365.8)	473	831	589	1064	766	1287
162 (411.5)	511	879	637	1126	827	1422
180 (457.2)	504	876	672	1141	900	1553
198 (503)	528	952	678	1218	881	1691
225 (571.5)	578	1025	739	1335	1033	1817

Price Group	D		E		F	
Decorative Panel Width**	**1W**	**2W**	**1W**	**2W**	**1W**	**2W**
Length up to inches (cm) ↓ **60 (152.4)**	494	914	636	1122	748	1386
72 (182.9)	566	1042	680	1220	801	1579
84 (213.4)	601	1128	776	1350	868	1709
96 (243.9)	706	1265	855	1514	1027	2002
120 (304.8)	806	1398	986	1754	1108	2219
144 (365.8)	885	1557	1109	2039	1406	2469
162 (411.5)	1002	1721	1255	2254	1520	2726
180 (457.2)	1088	1879	1425	2460	1651	2976
198 (503)	1116	2046	1531	2676	1692	3238
225 (571.5)	1253	2197	1639	2878	1900	3482

** 1W covers approximately 20" (50.8 cm), 2W covers approximately 40" (101.6 cm)
NOTE: Decorative panel option not available in Customer's Own Material (C.O.M.) due to variable fabric widths.
NOTE: 118" (299.7 cm) sheers are not available as decorative panels.

Options Surcharges: Custom Size Draperies and Decorative Panels

Pole with Rings[1]	10%	add to price of drape for added fullness
Color Blocking	10%	add to price of drape

Decorative Panel Width**	**1W**	**2W**								
Custom Drapery Width	**23**	**45**	**66**	**83**	**104**	**126**	**148**	**169**	**191**	**213**
Width up to inches (cm) →	**(58.5)**	**(114.3)**	**(167.7)**	**(210.9)**	**(264.2)**	**(320.1)**	**(376)**	**(429.3)**	**(485.2)**	**(541.1)**
Dimout Liner	44	87	131	174	216	260	303	346	390	433
Blackout or Fire Retardant Liner	88	177	264	352	440	529	617	706	791	879
Interlining[1]	103	206	310	413	517	619	723	827	928	1031
Trim Bottom Hem	73	129	183	240	291	349	402	462	509	570
Grommet	79	156	236	313	392	472	550	628	706	783
Wrapped Tab	79	156	236	313	392	472	550	628	706	783
Board-Mounted[2]	114	145	164	185	207					

Trim Inside Edge[3], Gimp Inside Inset[3], Banding Inside Edge[4], or Banding Outside Edge[4]

Height up to inches (cm) ↓	
60 (152.4)	111
72 (182.9)	134
84 (213.4)	150
96 (243.9)	163
120 (304.8)	205
144 (365.8)	226
162 (411.5)	256
180 (457.2)	284
198 (503)	310
225 (571.5)	338

** 1W covers approximately 20" (50.8 cm), 2W covers approximately 40" (101.6 cm)
(1) Does not apply to decorative panels
(2) Board-mounted option available up to 95" (241.3 cm) width on custom drapery. Not available on decorative panels.
(3) Trim: add trim bottom hem and trim inside edge together for both inside and bottom hem surcharge.
(4) Banding: double banding surcharge price for both inside and outside banding.

Rod Pocket Top and Bottom

Sheer fabrics only.
No surcharge options on rod pocket top and bottom styles.
Price is per panel.

Price Group A: Rod Pocket Top and Bottom

Height up to inches (cm) ↓	Width up to inches (cm) → 10 (25.4)	20 (50.8)	30 (76.2)	40 (101.6)	50 (127)
36 (91.5)	183	239	297	346	401
48 (122)	215	272	329	389	448
60 (152.4)	232	299	362	428	494
72 (182.9)	248	322	393	467	544
84 (213.4)	264	344	427	508	587
98 (249)	282	370	460	548	634

Price Group B: Rod Pocket Top and Bottom

Height up to inches (cm) ↓	Width up to inches (cm) → 10 (25.4)	20 (50.8)	30 (76.2)	40 (101.6)	50 (127)
36 (91.5)	232	304	377	443	517
48 (122)	275	346	420	496	573
60 (152.4)	299	383	463	546	632
72 (182.9)	315	413	504	600	697
84 (213.4)	339	440	545	649	751
98 (249)	360	473	587	701	812

Price Group C: Rod Pocket Top and Bottom

Height up to inches (cm) ↓	Width up to inches (cm) → 10 (25.4)	20 (50.8)	30 (76.2)	40 (101.6)	50 (127)
36 (91.5)	282	367	459	538	627
48 (122)	332	420	509	602	695
60 (152.4)	360	463	561	661	765
72 (182.9)	383	496	608	724	844
84 (213.4)	408	531	660	785	910
98 (249)	437	573	712	852	982

Price Group D: Rod Pocket Top and Bottom

Height up to inches (cm) ↓	Width up to inches (cm) → 10 (25.4)	20 (50.8)	30 (76.2)	40 (101.6)	50 (127)
36 (91.5)	342	442	554	653	755
48 (122)	400	509	614	726	839
60 (152.4)	437	561	678	801	923
72 (182.9)	463	602	737	877	1022
84 (213.4)	494	642	797	951	1099
98 (249)	528	695	859	1029	1187

Price Group E: Rod Pocket Top and Bottom

Height up to inches (cm) ↓	Width up to inches (cm) → 10 (25.4)	20 (50.8)	30 (76.2)	40 (101.6)	50 (127)
36 (91.5)	446	580	724	853	989
48 (122)	527	667	809	953	1098
60 (152.4)	573	736	889	1047	1211
72 (182.9)	607	786	964	1149	1336
84 (213.4)	646	844	1046	1245	1441
98 (249)	694	910	1128	1350	1555

Price Group F: Rod Pocket Top and Bottom

Height up to inches (cm) ↓	Width up to inches (cm) → 10 (25.4)	20 (50.8)	30 (76.2)	40 (101.6)	50 (127)
36 (91.5)	538	702	876	1031	1197
48 (122)	638	808	977	1151	1328
60 (152.4)	695	889	1077	1270	1464
72 (182.9)	734	953	1167	1389	1615
84 (213.4)	782	1020	1268	1507	1743
98 (249)	838	1100	1365	1631	1883

Customer's Own Material (C.O.M.) Labor Only: Rod Pocket Top and Bottom

Height up to inches (cm) ↓	Width up to inches (cm) → 10 (25.4)	20 (50.8)	30 (76.2)	40 (101.6)	50 (127)
36 (91.5)	170	219	275	323	376
48 (122)	200	253	306	360	417
60 (152.4)	216	277	336	397	460
72 (182.9)	230	299	366	436	506
84 (213.4)	247	320	396	472	545
98 (249)	260	344	427	510	589

Tiebacks

Priced per tieback, not in pairs.
Not available in lace fabrics.

	Folded Width up to inches (cm) → 10 (25.4)	20 (50.8)	30 (76.2)	40 (101.6)	50 (127)	60 (152.4)	70 (177.8)
Price Group A	70	75	84	90	102	112	120
Price Group B	90	97	104	116	132	141	157
Price Group C	110	118	129	140	159	172	187
Price Group D	133	142	156	171	191	206	226
Price Group E	174	187	203	221	250	269	297
Price Group F	209	226	244	269	302	326	360
Customer's Own Material (C.O.M.) Labor Only	67	72	75	86	95	102	115
Options Surcharges							
Welting	10	12	19	28	42	61	93
Trim	16	19	28	42	61	93	139

NOTE: Trim and welting not available on sheer or casement fabrics

Fabric Shades

Price Group A: Classic Flat Roman

Height up to inches (cm) ↓ / Width up to inches (cm) →	24 (61)	36 (96)	48 (122)	60 (152.4)	72 (182.9)	84 (213.4)	96 (243.9)	108 (274.4)	120 (304.8)	132 (335.3)	144 (365.8)
36 (96)	354	443	521	683	771	899	981	1169	1507	1608	1697
48 (122)	427	511	612	753	842	988	1161	1388	1756	1883	2005
60 (152.4)	490	589	724	828	928	1167	1461	1631	1908	2052	2182
72 (182.9)	531	690	794	915	1039	1335	1609	1826	2142	2299	2459
84 (213.4)	575	736	877	1008	1176	1413	1769	2064	2385	2580	2768
96 (243.9)	634	821	923	1114	1239	1488	1808	2095	2537	2734	2925
108 (274.4)	699	904	1017	1228	1363	1633	1989	2305	2795	3011	3214
120 (304.8)	840	1090	1170	1412	1500	1798	2187	2537	3071	3308	3539

NOTE: Shades to the right of the bold line, wider than 106" (269.3 cm), will be manufactured as multiple shades on one headrail at no extra charge.

Price Group B: Classic Flat Roman

Height up to inches (cm) ↓ / Width up to inches (cm) →	24 (61)	36 (96)	48 (122)	60 (152.4)	72 (182.9)	84 (213.4)	96 (243.9)	108 (274.4)	120 (304.8)	132 (335.3)	144 (365.8)
36 (96)	433	542	635	792	897	1050	1197	1427	1841	1963	2170
48 (122)	522	624	748	878	1029	1153	1414	1697	2046	2300	2450
60 (152.4)	570	721	842	1011	1135	1304	1780	1987	2325	2501	2663
72 (182.9)	617	842	971	1120	1270	1493	1962	2230	2609	2803	2996
84 (213.4)	700	897	1071	1233	1377	1579	2158	2516	2907	3144	3374
96 (243.9)	774	1001	1127	1363	1446	1658	2311	2681	3244	3500	3743
108 (274.4)	853	1101	1239	1427	1592	1737	2546	2950	3576	3852	4116
120 (304.8)	982	1273	1430	1647	1752	2000	2799	3244	3932	4237	4532

NOTE: Shades to the right of the bold line, wider than 106" (269.3 cm), will be manufactured as multiple shades on one headrail at no extra charge.

Price Group C: Classic Flat Roman

Height up to inches (cm) ↓ / Width up to inches (cm) →	24 (61)	36 (96)	48 (122)	60 (152.4)	72 (182.9)	84 (213.4)	96 (243.9)	108 (274.4)	120 (304.8)	132 (335.3)	144 (365.8)
36 (96)	523	656	768	959	1085	1151	1447	1728	2230	2491	2627
48 (122)	602	753	905	1062	1186	1328	1709	2053	2474	2783	2965
60 (152.4)	690	830	1020	1284	1440	1577	2153	2403	2812	3027	3380
72 (182.9)	748	970	1120	1421	1609	1807	2375	2697	3157	3391	3807
84 (213.4)	848	1085	1235	1563	1743	1909	2609	3044	3517	3803	4082
96 (243.9)	935	1211	1363	1727	1835	2013	2798	3243	3928	4236	4529
108 (274.4)	1031	1332	1500	1901	2019	2207	3080	3570	4326	4662	4981
120 (304.8)	1306	1541	1647	2088	2220	2430	3386	3928	4757	5126	5481

NOTE: Shades to the right of the bold line, wider than 106" (269.3 cm), will be manufactured as multiple shades on one headrail at no extra charge.

Price Group D: Classic Flat Roman

Height up to inches (cm) ↓ / Width up to inches (cm) →	24 (61)	36 (96)	48 (122)	60 (152.4)	72 (182.9)	84 (213.4)	96 (243.9)	108 (274.4)	120 (304.8)	132 (335.3)	144 (365.8)
36 (96)	634	792	928	1218	1352	1434	1752	2091	2567	2878	3031
48 (122)	726	912	1093	1414	1506	1607	2069	2484	2993	3208	3589
60 (152.4)	834	1003	1233	1626	1740	1818	2606	2907	3403	3662	3896
72 (182.9)	950	1173	1354	1797	2035	2081	2874	3263	3819	4103	4386
84 (213.4)	1026	1312	1493	1977	2207	2300	3158	3683	4257	4601	4938
96 (243.9)	1131	1466	1647	2184	2321	2423	3385	3926	4751	5125	5479
108 (274.4)	1249	1611	1815	2405	2553	2657	3725	4322	5234	5642	6025
120 (304.8)	1437	1860	1995	2641	2808	2931	4097	4751	5756	6202	6633

NOTE: Shades to the right of the bold line, wider than 106" (269.3 cm), will be manufactured as multiple shades on one headrail at no extra charge.

Price Group E : Classic Flat Roman

Height up to inches (cm) ↓	Width up to inches (cm) → 24 (61)	36 (96)	48 (122)	60 (152.4)	72 (182.9)	84 (213.4)	96 (243.9)	108 (274.4)	120 (304.8)	132 (335.3)	144 (365.8)
36 (96)	828	1038	1217	1598	1721	1914	2296	2609	3363	3589	3785
48 (122)	952	1195	1431	1855	1974	2106	2710	3099	3920	4201	4478
60 (152.4)	1092	1314	1613	2040	2175	2341	3414	3809	4457	4799	5104
72 (182.9)	1245	1540	1774	2364	2552	2680	3766	4274	5003	5376	5748
84 (213.4)	1412	1721	1957	2601	2765	2888	4137	4823	5575	6027	6470
96 (243.9)	1554	1918	2161	2873	2907	3045	4437	5141	6224	6712	7176
108 (274.4)	1718	2112	2379	3166	3198	3337	4882	5660	6858	7390	7894
120 (304.8)	1973	2324	2613	3475	3519	3681	5366	6224	7540	8124	8687

NOTE: Shades to the right of the bold line, wider than 106" (269.3 cm), will be manufactured as multiple shades on one headrail at no extra charge.

Price Group F : Classic Flat Roman

Height up to inches (cm) ↓	Width up to inches (cm) → 24 (61)	36 (96)	48 (122)	60 (152.4)	72 (182.9)	84 (213.4)	96 (243.9)	108 (274.4)	120 (304.8)	132 (335.3)	144 (365.8)
36 (96)	1002	1254	1472	1839	2082	2207	2776	3156	4070	4341	4577
48 (122)	1151	1445	1731	2035	2274	2427	3278	3751	4743	5084	5417
60 (152.4)	1322	1590	1956	2353	2510	2621	4129	4608	5395	5806	6175
72 (182.9)	1433	1862	2146	2600	2807	2998	4557	5173	6053	6504	6955
84 (213.4)	1626	2082	2368	2863	3192	3329	5006	5837	6747	7293	7828
96 (243.9)	1791	2323	2614	3161	3357	3510	5366	6222	7530	8124	8683
108 (274.4)	1978	2556	2877	3480	3693	3846	5906	6849	8294	8943	9553
120 (304.8)	2277	2811	3164	3823	4067	4240	6495	7530	9125	9832	10513

NOTE: Shades to the right of the bold line, wider than 106" (269.3 cm), will be manufactured as multiple shades on one headrail at no extra charge.

Customer's Own Material (C.O.M.) Labor Only : Classic Flat Roman

Height up to inches (cm) ↓	Width up to inches (cm) → 24 (61)	36 (96)	48 (122)	60 (152.4)	72 (182.9)	84 (213.4)	96 (243.9)	108 (274.4)	120 (304.8)	132 (335.3)	144 (365.8)
36 (96)	359	471	529	661	716	913	1042	1185	1461	1632	1721
48 (122)	416	544	626	730	781	1002	1125	1350	1629	1743	1946
60 (152.4)	455	573	671	807	860	1083	1350	1580	1850	1992	2117
72 (182.9)	492	669	736	889	962	1240	1488	1773	1977	2124	2271
84 (213.4)	531	716	813	980	1092	1251	1635	1908	2203	2382	2556
96 (243.9)	585	759	854	1081	1149	1254	1753	2032	2460	2654	2836
108 (274.4)	646	834	939	1137	1207	1376	1930	2237	2710	2919	3120
120 (304.8)	745	964	1083	1309	1392	1518	2120	2460	2979	3210	3433

NOTE: Shades to the right of the bold line, wider than 106" (269.3 cm), will be manufactured as multiple shades on one headrail at no extra charge.

Price Group A: Relaxed and Seamless Roman

Height up to inches (cm) ↓	Width up to inches (cm) → 24 (61)	36 (96)	48 (122)	60 (152.4)	72 (182.9)	84 (213.4)	96 (243.9)	108 (274.4)	120 (304.8)	132 (335.3)	144 (365.8)
36 (96)	297	352	421	566	648	689	841	1108	1444	1548	1635
48 (122)	348	433	507	661	714	767	1003	1325	1695	1822	1946
60 (152.4)	428	483	576	768	791	868	1279	1640	1852	2088	2227
72 (182.9)	470	573	671	855	936	1002	1416	1770	1994	2244	2406
84 (213.4)	539	648	745	949	1020	1066	1560	1916	2230	2414	2591
96 (243.9)	575	766	825	1053	1129	1179	1676	2050	2374	2565	2746
108 (274.4)	610	809	914	1115	1305	1427	1852	2153	2623	2826	3025
120 (304.8)	779	979	1109	1285	1443	1577	2040	2373	2888	3116	3334

NOTE: Shades to the right of the bold line, wider than 106" (269.3 cm), will be manufactured as multiple shades on one headrail at no extra charge.

Price Group B: Relaxed and Seamless Roman

Height up to inches (cm) ↓ / Width up to inches (cm) →	24 (61)	36 (96)	48 (122)	60 (152.4)	72 (182.9)	84 (213.4)	96 (243.9)	108 (274.4)	120 (304.8)	132 (335.3)	144 (365.8)
36 (96)	344	450	538	690	789	839	1076	1295	1690	1809	1911
48 (122)	426	527	647	810	868	936	1285	1548	1980	2129	2273
60 (152.4)	501	588	737	899	1011	1061	1636	1916	2262	2442	2604
72 (182.9)	575	698	817	999	1141	1168	1812	2163	2430	2744	2939
84 (213.4)	632	789	908	1110	1247	1301	1996	2338	2716	2939	3159
96 (243.9)	702	890	1007	1231	1312	1372	2146	2498	3040	3282	3514
108 (274.4)	747	1032	1114	1364	1452	1670	2370	2757	3355	3619	3872
120 (304.8)	909	1200	1296	1574	1682	1929	2610	3034	3696	3988	4269

NOTE: Shades to the right of the bold line, wider than 106" (269.3 cm), will be manufactured as multiple shades on one headrail at no extra charge.

Price Group C: Relaxed and Seamless Roman

Height up to inches (cm) ↓ / Width up to inches (cm) →	24 (61)	36 (96)	48 (122)	60 (152.4)	72 (182.9)	84 (213.4)	96 (243.9)	108 (274.4)	120 (304.8)	132 (335.3)	144 (365.8)
36 (96)	418	545	653	834	956	1015	1301	1639	2043	2295	2532
48 (122)	515	637	784	933	1050	1132	1555	1873	2395	2579	2749
60 (152.4)	605	712	891	1086	1168	1220	1979	2210	2607	2812	2998
72 (182.9)	698	845	989	1208	1314	1414	2192	2493	2940	3161	3556
84 (213.4)	763	956	1098	1342	1435	1500	2416	2830	3287	3556	3823
96 (243.9)	851	1077	1219	1490	1587	1660	2599	3024	3680	3973	4250
108 (274.4)	949	1190	1349	1808	1926	2112	2867	3334	4058	4378	4685
120 (304.8)	1207	1591	1645	1992	2236	2331	3159	3675	4472	4825	5164

NOTE: Shades to the right of the bold line, wider than 106" (269.3 cm), will be manufactured as multiple shades on one headrail at no extra charge.

Price Group D: Relaxed and Seamless Roman

Height up to inches (cm) ↓ / Width up to inches (cm) →	24 (61)	36 (96)	48 (122)	60 (152.4)	72 (182.9)	84 (213.4)	96 (243.9)	108 (274.4)	120 (304.8)	132 (335.3)	144 (365.8)
36 (96)	505	660	787	1008	1159	1228	1575	1986	2473	2649	2931
48 (122)	624	771	949	1184	1270	1368	1883	2265	2764	2971	3328
60 (152.4)	731	860	1078	1312	1483	1552	2393	2807	3154	3403	3809
72 (182.9)	842	1023	1197	1531	1671	1796	2652	3019	3558	3827	4097
84 (213.4)	968	1159	1328	1700	1822	1907	2923	3424	3976	4304	4627
96 (243.9)	1078	1303	1474	1888	1921	2006	3144	3658	4450	4808	5144
108 (274.4)	1202	1441	1632	2405	2561	2559	3470	4035	4911	5298	5666
120 (304.8)	1396	1673	1898	2652	2835	2824	3823	4446	5411	5839	6249

NOTE: Shades to the right of the bold line, wider than 106" (269.3 cm), will be manufactured as multiple shades on one headrail at no extra charge.

Price Group E: Relaxed and Seamless Roman

Height up to inches (cm) ↓ / Width up to inches (cm) →	24 (61)	36 (96)	48 (122)	60 (152.4)	72 (182.9)	84 (213.4)	96 (243.9)	108 (274.4)	120 (304.8)	132 (335.3)	144 (365.8)
36 (96)	660	862	1031	1323	1517	1607	2063	2364	3083	3303	3489
48 (122)	778	1008	1242	1476	1663	1792	2465	2826	3620	3890	4151
60 (152.4)	912	1128	1414	1638	1852	1935	3138	3502	4133	4457	4753
72 (182.9)	1053	1340	1567	1914	2085	2240	3473	4070	4802	5163	5532
84 (213.4)	1209	1517	1739	2127	2274	2379	3828	4623	5366	5805	6242
96 (243.9)	1347	1704	1932	2361	2517	2506	4119	4936	6006	6488	6939
108 (274.4)	1574	1886	2137	3013	3210	3204	4544	5444	6626	7147	7649
120 (304.8)	1828	2088	2368	3324	3550	3533	5009	6000	7301	7878	8432

NOTE: Shades to the right of the bold line, wider than 106" (269.3 cm), will be manufactured as multiple shades on one headrail at no extra charge.

Price Group F: Relaxed and Seamless Roman

Height up to inches (cm) ↓ / Width up to inches (cm) →	24 (61)	36 (96)	48 (122)	60 (152.4)	72 (182.9)	84 (213.4)	96 (243.9)	108 (274.4)	120 (304.8)	132 (335.3)	144 (365.8)
36 (96)	797	1046	1249	1601	1837	2570	2494	2858	3731	3999	4221
48 (122)	940	1221	1504	1787	2012	2867	2984	3421	4379	4706	5023
60 (152.4)	1103	1365	1709	1981	2240	3096	3796	4236	5000	5395	5751
72 (182.9)	1214	1619	1896	2207	2522	3585	4204	4783	5639	6067	6496
84 (213.4)	1394	1837	2105	2451	2750	3639	4630	5428	6304	6820	7333
96 (243.9)	1553	2064	2336	2722	2903	3833	4984	5799	7052	7621	8150
108 (274.4)	1818	2281	2585	3311	3531	3858	5499	6396	7785	8395	8984
120 (304.8)	2108	2527	2865	3655	3906	4471	6060	7048	8577	9257	9904

NOTE: Shades to the right of the bold line, wider than 106" (269.3 cm), will be manufactured as multiple shades on one headrail at no extra charge.

Customer's Own Material (C.O.M.) Labor Only: Relaxed and Seamless Roman

Height up to inches (cm) ↓ / Width up to inches (cm) →	24 (61)	36 (96)	48 (122)	60 (152.4)	72 (182.9)	84 (213.4)	96 (243.9)	108 (274.4)	120 (304.8)	132 (335.3)	144 (365.8)
36 (96)	315	413	493	602	690	842	938	1073	1399	1502	1585
48 (122)	371	481	565	669	755	937	1121	1284	1573	1693	1887
60 (152.4)	417	537	643	747	842	1011	1424	1453	1714	1850	1973
72 (182.9)	459	607	683	828	948	1170	1442	1639	1841	2078	2230
84 (213.4)	502	660	755	921	1033	1187	1514	1772	2057	2229	2394
96 (243.9)	534	706	802	979	1042	1252	1629	1894	2303	2489	2664
108 (274.4)	566	746	845	1083	1155	1259	1796	2089	2543	2743	2935
120 (304.8)	720	909	982	1248	1332	1461	1979	2302	2802	3023	3236

NOTE: Shades to the right of the bold line, wider than 106" (269.3 cm), will be manufactured as multiple shades on one headrail at no extra charge.

Price Group A: Looped Roman and Balloon

Height up to inches (cm) ↓ / Width up to inches (cm) →	24 (61)	36 (96)	48 (122)	60 (152.4)	72 (182.9)	84 (213.4)	96 (243.9)	108 (274.4)	120 (304.8)	132 (335.3)	144 (365.8)
36 (91.5)	421	527	630	759	851	905	1165	1662	1910	2031	2152
48 (122)	494	588	699	848	996	1047	1380	1885	2217	2385	2539
60 (152.4)	602	704	774	986	1153	1218	1673	2110	2419	2597	2898
72 (182.9)	648	787	870	1143	1284	1351	1904	2370	2593	2926	3120
84 (213.4)	775	933	962	1323	1418	1503	2114	2552	2893	3125	3360
96 (243.9)	845	1001	1118	1474	1573	1662	2273	2850	3070	3469	3716
103 (261.7)	974	1209	1350	1695	1890	2005	2626	2990	3377	3633	3890

NOTE: Shades to the right of the bold line, wider than 106" (269.3 cm), will be manufactured as multiple shades on one headrail at no extra charge.
NOTE: Balloon style available to 90" (228.6 cm) width only.

Price Group B: Looped Roman and Balloon

Height up to inches (cm) ↓ / Width up to inches (cm) →	24 (61)	36 (96)	48 (122)	60 (152.4)	72 (182.9)	84 (213.4)	96 (243.9)	108 (274.4)	120 (304.8)	132 (335.3)	144 (365.8)
36 (91.5)	538	674	807	925	1088	1159	1490	1946	2271	2523	2674
48 (122)	604	752	895	1032	1211	1278	1766	2105	2520	2836	3154
60 (152.4)	731	904	989	1202	1340	1414	2142	2454	2868	3081	3444
72 (182.9)	828	1007	1114	1332	1564	1644	2436	2758	3222	3469	3700
84 (213.4)	946	1137	1230	1471	1727	1829	2706	2970	3425	3700	3976
96 (243.9)	1032	1220	1364	1719	1915	2025	2909	3158	3814	4105	4399
103 (261.7)	1139	1414	1576	1886	2106	2235	3203	3477	4195	4515	4835

NOTE: Shades to the right of the bold line, wider than 106" (269.3 cm), will be manufactured as multiple shades on one headrail at no extra charge.
NOTE: Balloon style available to 90" (228.6 cm) width only.

Price Group C: Looped Roman and Balloon

Height up to inches (cm) ↓ / Width up to inches (cm) →	24 (61)	36 (96)	48 (122)	60 (152.4)	72 (182.9)	84 (213.4)	96 (243.9)	108 (274.4)	120 (304.8)	132 (335.3)	144 (365.8)
36 (91.5)	653	816	973	1120	1314	1398	1803	2350	2872	3207	3561
48 (122)	730	911	1083	1250	1466	1545	2137	2788	3338	3586	4008
60 (152.4)	884	1092	1197	1384	1619	1709	2591	3250	3802	4083	4357
72 (182.9)	956	1219	1349	1534	1894	1896	2947	3656	4273	4596	4902
84 (213.4)	1090	1376	1488	1696	2089	2110	3274	4133	4766	5149	5536
96 (243.9)	1190	1477	1648	1979	2320	2333	3519	4396	5309	5713	6119
103 (261.7)	1312	1709	1908	2283	2549	2701	3873	4841	5838	6285	6728

NOTE: Shades to the right of the bold line, wider than 106" (269.3 cm), will be manufactured as multiple shades on one headrail at no extra charge.
NOTE: Balloon style available to 90" (228.6 cm) width only.

Price Group D: Looped Roman and Balloon

Height up to inches (cm) ↓ / Width up to inches (cm) →	24 (61)	36 (96)	48 (122)	60 (152.4)	72 (182.9)	84 (213.4)	96 (243.9)	108 (274.4)	120 (304.8)	132 (335.3)	144 (365.8)
36 (91.5)	787	988	1177	1354	1592	1695	2181	2843	3489	3888	4114
48 (122)	883	1101	1310	1586	1773	1869	2585	3374	3873	4159	4636
60 (152.4)	1071	1323	1447	1843	2058	2172	3138	3936	4410	4736	5054
72 (182.9)	1216	1474	1632	2136	2291	2411	3565	4645	4719	5331	5687
84 (213.4)	1384	1664	1800	2358	2527	2678	3961	5001	5266	5688	6420
96 (243.9)	1514	1787	1996	2753	2938	2965	4261	5318	5865	6311	6440
103 (261.7)	1669	2069	2306	3025	3378	3582	4686	5854	6143	6612	7078

NOTE: Shades to the right of the bold line, wider than 106" (269.3 cm), will be manufactured as multiple shades on one headrail at no extra charge.
NOTE: Balloon style available to 90" (228.6 cm) width only.

Price Group E: Looped Roman and Balloon

Height up to inches (cm) ↓ / Width up to inches (cm) →	24 (61)	36 (96)	48 (122)	60 (152.4)	72 (182.9)	84 (213.4)	96 (243.9)	108 (274.4)	120 (304.8)	132 (335.3)	144 (365.8)
36 (91.5)	1031	1294	1543	2040	2395	2553	2857	3334	4076	4550	4825
48 (122)	1159	1443	1718	2276	2555	2695	3386	3959	4742	5346	5690
60 (152.4)	1402	1731	1896	2522	2823	3116	4110	4619	5397	5795	6185
72 (182.9)	1517	1932	2137	2797	3286	3456	4669	5189	6064	6526	6959
84 (213.4)	1727	2180	2358	3243	3627	3844	5189	5867	6768	7309	7856
96 (243.9)	1980	2341	2614	3606	4024	4254	5579	6238	7535	8111	8687
103 (261.7)	2291	2711	2879	4558	4868	5160	6139	6870	8288	8920	9548

NOTE: Shades to the right of the bold line, wider than 106" (269.3 cm), will be manufactured as multiple shades on one headrail at no extra charge.
NOTE: Balloon style available to 90" (228.6 cm) width only.

Price Group F: Looped Roman and Balloon

Height up to inches (cm) ↓ / Width up to inches (cm) →	24 (61)	36 (96)	48 (122)	60 (152.4)	72 (182.9)	84 (213.4)	96 (243.9)	108 (274.4)	120 (304.8)	132 (335.3)	144 (365.8)
36 (91.5)	1249	1565	1867	2146	2522	2685	3456	4517	4789	5093	5666
48 (122)	1398	1746	2077	2394	2811	2963	4097	5358	5570	5982	6685
60 (152.4)	1697	2096	2295	2655	3105	3278	4973	5982	6339	6810	7265
72 (182.9)	1837	2336	2585	3238	3456	3635	5653	6720	7123	7667	8175
84 (213.4)	2089	2637	2854	3576	3816	4045	6280	7598	7952	8588	9229
96 (243.9)	2281	2835	3166	3985	4234	4475	6752	8868	8851	9527	10206
103 (261.7)	2645	3124	3483	4796	5355	5677	7427	8071	9736	10480	11220

NOTE: Shades to the right of the bold line, wider than 106" (269.3 cm), will be manufactured as multiple shades on one headrail at no extra charge.
NOTE: Balloon style available to 90" (228.6 cm) width only.

Customer's Own Material (C.O.M.) Labor Only: Looped Roman and Balloon

Height up to inches (cm) ↓ / Width up to inches (cm) →	24 (61)	36 (96)	48 (122)	60 (152.4)	72 (182.9)	84 (213.4)	96 (243.9)	108 (274.4)	120 (304.8)	132 (335.3)	144 (365.8)
36 (91.5)	493	565	701	847	908	1111	1187	1472	1722	1912	2027
48 (122)	554	600	748	945	1009	1224	1405	1746	1910	2050	2286
60 (152.4)	638	720	865	1046	1115	1354	1625	1859	2072	2334	2491
72 (182.9)	690	802	928	1162	1300	1504	1847	2090	2327	2504	2803
84 (213.4)	718	904	1027	1283	1434	1520	2051	2361	2595	2803	3014
96 (243.9)	783	971	1137	1424	1521	1608	2205	2513	2891	3113	3333
103 (261.7)	862	1071	1195	1567	1672	1694	2424	2636	3180	3421	3663

NOTE: Shades to the right of the bold line, wider than 106" (269.3 cm), will be manufactured as multiple shades on one headrail at no extra charge.
NOTE: Balloon style available to 90" (228.6 cm) width only.

Options Surcharges: Fabric Shades

Surcharges apply to all shades. See exceptions listed below on individual styles.

Width up to inches (cm) →	24 (61)	36 (96)	48 (122)	60 (152.4)	72 (182.9)	84 (213.4)	96 (243.9)	108 (274.4)	120 (304.8)	132 (335.3)	144 (365.8)
Valance by Width, Back Controls[5]	56	83	111	138	166	194	221	248	277	304	331
Dimout[5]	61	71	76	84	94	101	113	119	129	139	145
Blackout[5] or Fire Retardant Liner	95	113	121	136	151	161	178	192	203	220	230
Trim on Bottom of Valance Only	73	129	163	183	240	268	291	320	349	402	432

Continuous-Loop Lift	104	per shade
Cordless Lift[5]	119	per shade; available up to 96" (243.9 cm)
Motorized Lift[5]	See motorization product information guide	
Back Valance for Standard Controls[5]	72	per shade
Bottom Up/Top Down[5]	104	per shade panel
Multiple Shades on One Headrail[5]	If less than or equal to width of 106", surcharge applies:	
	104	Two-on-one headrail
	104	Three-on-one headrail
Cord Management Cleats	Clear: No charge	
	9	Cord winder
	11	Solid brass
	6	Antique brass

Banding Inset[6], Deco Tape Inset[6], or Edge[6]

Height up to inches (cm) ↓	
36 (96)	132
48 (122)	176
60 (152.4)	220
72 (182.9)	264
84 (213.4)	308
96 (243.9)	351
108 (274.4)	395
120 (304.8)	439

(5) Options not available with balloon pleated shades
(6) Available for relaxed and seamless fabric shades only

Cornices

Premium Fabric-Wrapped Cornices: Arch, Casual, Deco, Linear, Scallop

Width up to inches (cm) →

	40 (101.6)	71 (180.4)	96 (243.9)	120 (304.8)	144 (365.8)	168 (426.8)	190 (482.6)
Price Group A	423	726	966	1150	1518	1751	2013
Price Group B	564	972	1237	1473	1941	2240	2575
Price Group C	682	1124	1498	1874	2241	2589	2976
Price Group D	826	1356	1813	2266	2582	2981	3428
Price Group E	1081	1694	2262	2824	3383	3905	4492
Price Group F	1193	2050	2738	3420	4093	4729	5436
Customer's Own Material (C.O.M.) Labor Only	410	738	985	1231	1474	1703	1958
Options Surcharges							
Bay Window[8]				20%			
Contrast Welting	69	81	96	122	149	176	208
Cord Trim	72	88	103	153	201	249	301
Corner Window[7]				15%			
Packaging for Widths Over 144" (365.8 cm)						95	95
Railroaded Fabric				10%			

(7) Corner window available in straight and linear styles only.
(8) Linear style only.

Fabric-Wrapped Cornices: Contour, Curved[9], Straight, Traditional

Width up to inches (cm) →

	40 (101.6)	71 (180.4)	96 (243.9)	120 (304.8)	144 (365.8)
Price Group A	386	659	877	1046	1379
Price Group B	514	885	1124	1341	1769
Price Group C	621	1020	1356	1703	2046
Price Group D	755	1236	1640	2061	2356
Price Group E	987	1542	2050	2570	3084
Price Group F	1091	1866	2480	3111	3730
Customer's Own Material (C.O.M.) Labor Only	374	672	894	1119	1344
Options Surcharges					
Contrast Welting (contour, straight, and traditional styles only)	35	65	84	107	130
Contrast Fabric (curved style only)	38	69	90	113	135
Corner Window[7]			15%		
Railroaded Fabric			10%		

(7) Corner window available in straight style only.
(9) Cord trim included in curved style.

Swag and Cascades

Traditional Swag, Pole Swag, and Cascades

Number of Swags →	1	2	3	4	5	6	7	8	9	Cascade Surcharge Over 36"^		Swag only***
Width up to inches (cm) →	42 (106.7)	71 (180.4)	96 (243.9)	120 (304.8)	144 (365.8)	168 (426.8)	192 (487.7)	216 (548.7)	240 (609.6)	37-63 (94.0-160.1)	64-84 (162.6-213.4)	42 (106.7)
Price Group A	1040	1204	1388	1440	1496	1552	1603	1657	1711	202	304	327
Price Group B	1329	1542	1777	1844	1916	1986	2052	2119	2191	231	349	419
Price Group C	1608	1866	2149	2230	2317	2402	2483	2564	2649	281	422	509
Price Group D	1944	2259	2599	2698	2805	2906	3003	3103	3206	349	525	614
Price Group E	2549	2956	3408	3535	3675	3806	3935	4066	4202	473	709	806
Price Group F	3085	3580	4119	4275	4446	4605	4761	4918	5081	725	1091	975
Customer's Own Material (C.O.M.) Labor Only	877	974	1124	1341	1392	1442	1491	1541	1591	187	283	305
Options Surcharges												
21" (53.4 cm) Deep Swag (traditional style only)	74	83	84	99	100	113	115	120	125			
Contrast Lining: Cascade	55	55	55	55	55	55	55	55	55			
Interlining	59	59	59	59	59	59	59	59	59			
Trim	105	217	319	429	534	642	747	854	959			
Banding: Swag	91	178	269	359	447	536	625	712	804			

^ 36" (91.5 cm) cascade is the standard size. Optional longer cascades as noted are available with surcharge.
*** Swag only available on traditional style only. Priced per swag.

Tailored Arch

	Width up to inches (cm) → 42 (106.7)	71 (180.4)	96 (243.9)	120 (304.8)	144 (365.8)	168 (426.8)	192 (487.7)	216 (548.7)	240 (609.6)
Price Group A	588	650	776	1057	1310	1565	1822	2078	2331
Price Group B	756	833	991	1351	1675	2004	2330	2661	2982
Price Group C	915	1010	1201	1633	2027	2423	2818	3218	3609
Price Group D	1106	1221	1449	1978	2454	2931	3411	3896	4367
Price Group E	1446	1596	1903	2591	3215	3841	4469	5100	5720
Price Group F	1751	1934	2301	3135	3891	4646	5406	6173	6921
Customer's Own Material (C.O.M.) Labor Only	586	607	720	983	1220	1455	1693	1932	2169
Options Surcharges									
Contrast Lining[9]					55				

(9) Contrast welting available at no charge, only when contrast fabric options are ordered.

Rod Pocket Swag/Cascades and Rod Pocket Insert/Cascades

1 1/2" (3.9 cm) pocket size and 36" (91.5 cm) standard length cascade; swags lined with standard light filtering lining only.

Number of Swags →	1	2	3	4	5	6	7	8	9	Cascade Surcharge Over 36"^
Width up to inches (cm) →	54 (137.2)	78 (198.2)	102 (259.1)	126 (320.1)	150 (381)	174 (442)	198 (503)	222 (563.9)	240 (609.6)	37-63 (94.0-160.1)
Price Group A	566	663	797	869	898	930	966	996	1032	202
Price Group B	727	849	974	1110	1150	1191	1236	1273	1319	231
Price Group C	877	1023	1180	1344	1392	1442	1496	1542	1595	281
Price Group D	1062	1300	1562	1626	1684	1746	1810	1866	1930	349
Price Group E	1392	1626	1867	2130	2202	2286	2371	2446	2529	473
Price Group F	1685	1874	2259	2465	2666	2765	2873	2955	3060	725
Customer's Own Material (C.O.M.) Labor Only	527	586	676	702	835	867	898	927	958	187
Options Surcharges										
Contrast Lining: Cascade					55					
Interlining: Cascade					59					
Trim	96	197	289	390	486	583	679	776	872	

^ 36" cascade is the standard size. Optional longer cascades as noted are available with surcharge.

Scarf

	Width up to inches (cm) → 126 (320.1)	216 (548.7)	288 (731.6)	360 (914.4)
Price Group A	362	717	927	1142
Price Group B	462	921	1185	1462
Price Group C	558	1112	1436	1766
Price Group D	676	1346	1737	2138
Price Group E	885	1763	2273	2802
Price Group F	1070	2133	2750	3386
Customer's Own Material (C.O.M.) Labor Only	334	669	861	1062
Options Surcharges				
Trim: 2 Short Sides	39	76	98	121
Trim: 3 Sides	92	220	292	364

NOTE: Scarf not available on 118" (299.8 cm) sheers.

Board-Mounted Valances

Board-Mounted Valances: Soft Fold, Formal[10]

Lengths: 12" (30.5 cm), 15" (38.1 cm), 18" (45.8 cm)

Width up to inches (cm) →

	40 (101.6)	71 (180.4)	96 (243.9)	120 (304.8)	144 (365.8)	168 (426.8)	192 (487.7)	216 (548.7)	240 (609.6)
Price Group A	491	557	678	1182	1514	1789	2058	2337	2612
Price Group B	627	712	869	1511	1939	2288	2637	2990	3341
Price Group C	760	861	1049	1830	2342	2769	3189	3619	4043
Price Group D	879	1043	1271	2117	2715	3350	3860	4378	4889
Price Group E	1099	1367	1592	2522	3232	4005	4616	5486	6127
Price Group F	1329	1510	1839	3051	3911	4616	5319	6334	7077
Customer's Own Material (C.O.M.) Labor Only	456	517	633	1101	1410	1663	1666	2173	2427

(10) Price of valance includes choice of one decorative option. Contrast fabric options available for a surcharge.

Board Mounted Valances: Inverted Box Pleat, Tailored Flat, Tailored Scallop[10]

Lengths: 12" (30.5 cm), 15" (38.1 cm), 18" (45.8 cm)

Width up to inches (cm) →

	40 (101.6)	71 (180.4)	96 (243.9)	120 (304.8)	144 (365.8)	168 (426.8)	192 (487.7)	216 (548.7)	240 (609.6)
Price Group A	470	567	678	1005	1291	1579	1865	2155	2441
Price Group B	572	663	869	1171	1504	1931	2277	2635	2981
Price Group C	692	763	960	1415	1818	2337	2759	3187	3609
Price Group D	836	924	1160	1715	2200	2825	3337	3858	4367
Price Group E	1095	1210	1446	2244	2884	3704	4371	5053	5720
Price Group F	1326	1464	1751	2715	3491	4481	5290	6115	6921
Customer's Own Material (C.O.M.) Labor Only	457	506	606	935	1202	1470	1734	2007	2272

(10) Price of valance includes choice of one decorative option. Contrast fabric options available for a surcharge.

Board-Mounted Valances: Options Surcharges

Width up to inches (cm) →

	40 (101.6)	71 (180.4)	96 (243.9)	120 (304.8)	144 (365.8)	168 (426.8)	192 (487.7)	216 (548.7)	240 (609.6)
Lengths: add 21" (53.4 cm), 24" (61 cm), 27" (68.6 cm)					30%				
Contrast Fabric or Banding[11]					10%				
Bay Window[12]					20%				
Corner Window[12]					15%				

(10) Price of valance includes choice of one decorative option. Contrast fabric options available for a surcharge.
(11) Contrast welting available at no charge, only when contrast fabric or banding options are ordered.
(12) Bay and corner windows are not available with hobbled or formal board-mounted valances.

Pillows

Accent Pillows

	Dimensions inches (cm) →				
	16 x 16 (40.7 x 40.7)	20 x 20 (50.8 x 50.8)	22 x 22 (55.9 x 55.9)	12 x 16 (30.5 x 40.7)	16 x 20 (40.7 x 50.8)
Price Group A	117	130	141	104	117
Price Group B	149	164	182	135	149
Price Group C	180	198	219	163	180
Price Group D	218	239	262	197	218
Price Group E	284	312	344	258	284
Price Group F	329	360	395	300	329
Customer's Own Material (C.O.M.) Labor Only	115	123	138	101	115
Options Surcharges					
Welting			28		
Trim			55		

NOTE: Due to stuffing, pillow size may vary.

Fabric

Fabric

5" x 7" Swatches	No charge
1/2 Yard Memo Sample	39 per sample
Fabric by the Yard	See fabric listing

Cut Yardage

Cut Yardage

	Price per Yard
Price Group A	68
Price Group B	87
Price Group C	103
Price Group D	125
Price Group E	164
Price Group F	198
Liners	
Blackout	47
Interlining	47
Standard	47
Dimout	47
Trim	
Ball Fringe	24
Brush Fringe	24
Gimp	24
Metallic Lip Cord	24
Teardrop Crystal Bead Trim	24
Cord	24
Deco Tape	29