

Finale 1" Horizontal Bass Wood Retail Price List

Width in Inches

HEIGHT

|         |     |     |     |     |     |     |     |     |     |     |     |     |     |     |     |
|---------|-----|-----|-----|-----|-----|-----|-----|-----|-----|-----|-----|-----|-----|-----|-----|
|         | 18  | 24  | 29  | 32  | 36  | 42  | 48  | 54  | 60  | 66  | 72  | 78  | 84  | 90  | 96  |
| 30      | 63  | 71  | 83  | 96  | 110 | 126 | 145 | 164 | 185 | 207 | 221 | 238 | 257 | 274 | 293 |
| 33      | 71  | 80  | 94  | 106 | 122 | 141 | 157 | 178 | 201 | 228 | 243 | 262 | 290 | 309 | 327 |
| 36      | 75  | 84  | 100 | 112 | 128 | 147 | 160 | 184 | 209 | 237 | 254 | 273 | 308 | 326 | 344 |
| 39      | 83  | 93  | 111 | 124 | 142 | 159 | 176 | 202 | 229 | 256 | 263 | 297 | 332 | 345 | 365 |
| 42      | 87  | 98  | 115 | 131 | 147 | 166 | 183 | 210 | 237 | 260 | 281 | 303 | 340 | 368 | 389 |
| 48      | 101 | 111 | 129 | 147 | 163 | 183 | 207 | 230 | 262 | 288 | 302 | 339 | 373 | 398 | 420 |
| 54      | 114 | 126 | 144 | 163 | 177 | 199 | 225 | 256 | 289 | 314 | 334 | 381 | 405 | 434 | 460 |
| 61      | 127 | 141 | 155 | 177 | 191 | 222 | 248 | 280 | 313 | 346 | 365 | 405 | 438 | 474 | 496 |
| 66      | 141 | 153 | 168 | 190 | 208 | 233 | 262 | 300 | 344 | 366 | 392 | 447 | 489 | 514 | 552 |
| 73      | 152 | 167 | 180 | 199 | 221 | 249 | 280 | 330 | 368 | 395 | 429 | 474 | 518 | 554 | 589 |
| 78      | 162 | 177 | 189 | 207 | 236 | 268 | 299 | 342 | 384 | 423 | 460 | 507 | 555 | 576 | 612 |
| 84      | 173 | 189 | 201 | 221 | 250 | 283 | 323 | 361 | 405 | 452 | 495 | 539 | 590 | 617 | 654 |
| 90      | 185 | 201 | 215 | 236 | 263 | 301 | 345 | 389 | 429 | 478 | 522 | 568 | 626 | 660 | 699 |
| 96      | 193 | 209 | 225 | 242 | 280 | 320 | 361 | 406 | 452 | 501 | 555 | 602 | 658 | 704 | 736 |
| 102     | 202 | 220 | 231 | 259 | 295 | 337 | 381 | 433 | 480 | 540 | 584 | 646 | 699 | 747 | 790 |
| 108     | 211 | 232 | 246 | 271 | 310 | 355 | 392 | 458 | 511 | 565 | 618 | 687 | 729 | 793 | 839 |
| 120     | 226 | 266 | 277 | 303 | 343 | 394 | 431 | 506 | 556 | 636 | 685 | 753 | 807 | 918 | 961 |
| Ladders | 2   | 2   | 2   | 2   | 2   | 3   | 3   | 3   | 4   | 4   | 4   | 4   | 5   | 5   | 5   |

Standard valance. OB returns 1 1/2". Splice will be present in valances larger than 84" in width. May specify the location of splice.


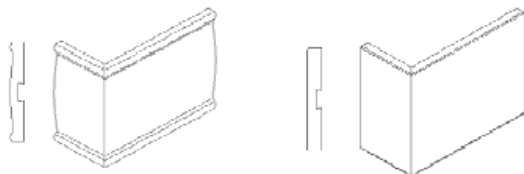
Valance Options

|                |     |     |     |     |     |     |     |     |     |     |     |     |     |     |     |
|----------------|-----|-----|-----|-----|-----|-----|-----|-----|-----|-----|-----|-----|-----|-----|-----|
| 2 1/2" Flat    | N/C | N/C | N/C | N/C | N/C | N/C | N/C | N/C | N/C | N/C | N/C | N/C | N/C | N/C | N/C |
| 2 1/2" Classic | N/C | N/C | N/C | N/C | N/C | N/C | N/C | N/C | N/C | N/C | N/C | N/C | N/C | N/C | N/C |

Notes: \* Weight Limitations: Blinds to the right of the dashed line will be manufactured as 2 or 3 on one headrail with an additional charge.  
 \*Blinds larger than 96 inches wide and 120 inches in height may not be covered under warranty and incur an additional freight charge.  
 \*Blinds 9" to 12" in width incur a \$20 net surcharge and are tilt only no lift

2 1/2" Traditional Valance

2 1/2" Contemporary Valance



STACKING HEIGHTS

| Blind Height | Braided Cord |
|--------------|--------------|
| 36"          | 9 1/4"       |
| 48"          | 11 5/8"      |
| 61"          | 14"          |
| 73"          | 16 3/8"      |
| 84"          | 18 7/8"      |
| 96"          | 21 1/4"      |
| 120"         | 26"          |

\*approximate

Shipping Information:

- \*Blinds are produced in 3-5 business days Allow 7 days for bulk orders of 20 or more
- \*Expedited production is \$15 Net charge per blind
- \*Blinds less than 90" incur a \$.50 per blind shipping charge
- \*Blinds 90 to 105" add a \$45 net charge of oversized shipment
- \*Blinds 105 to 118" add a \$90 net charge for LTL truck shipment ,if residential at this size additional charges may apply
- \*Blinds greater than 118" wide have freight custom quoted contact customer service for details.



**Wyman Empire**

**Effective February 1,**

**2013**

**Blind Color Options:**

- #101 White
- #103 Cloud
- #109 Natural
- #115 Sun Kissed Oak
- #117 Golden Oak
- #123 Chestnut
- #133 Black Walnut

\*Visible natural characteristics of color, grain and texture

**1" Horizontal Bass Wood Options and Specifications**

| <b>Feature</b>                     | <b>Description</b>  | <b>Net Price</b> |
|------------------------------------|---|------------------|
| Multiple Blinds on one Headrail    | 2 on 1 headrail weight restrictions apply                 | \$20.00          |
| Multiple Blinds on one Headrail    | 3 on 1 headrail weight restrictions apply                 | \$30.00          |
| 9" to 12" Small Blind Window Width | Blinds 9" to 12" will be center tilt no lift              | \$20.00          |
| Wand Tilter                        | Optional  | N/C              |
| Projection Brackets, Hold Downs    | Accessories for installation                              | N/C              |
| Wood Tassels                       | Standard  | N/C              |
| Child Safety Tassels               | Standard  | N/C              |
| Consolidate Lift Cords             | Optional by request                                       | N/C              |
| Tilt Motorization                  | Batteries included  | N/A              |
| Tilt Motorization Remote           | Batteries included  | \$35             |
| Valance Blind Mount                | Standard IB (no return unless requested) OB 2 1/2" return |                  |
| Continuous Cord Loop               | Offers Easy operation for lifting                         | See Price List   |
| Routless Blinds                    | No holes for maximum privacy                              | N/A              |
| Decorative Cloth Tapes             | 1 1/2" Wide cloth tapes available in 21 colors            | N/A              |
| Rounded Corner Slats               | Corners of blind slats are round versus square            | Plus 10%         |
| Specialty Shape windows            | Tile Cutouts, Reverse miters                              | \$25             |
| Decorative Custom Wood Cornice     | Request Brochure from customer service                    | Per List         |
| Cord Control Locations             | Standard Tilt left Lift Right (other locations optional)  |                  |
| Matching Wood Verticals            | Contact Customer service for details                      | Per List         |

**Specifications**

| <b>Feature</b>            | <b>Description</b>  |
|---------------------------|---|
| Material 100% Basswood    | Compared to other woods, basswood is lighter, less likely to warp, and Allows for paints and stains to bond naturally.                                    |
| Standard Valance          | 3 1/4" Royal Crown with hidden adjustable clips   |
| Bottom Rail Orientation   | Trapezoid for maximum privacy   |
| Headrail                  | 1" x 7/8" heavy duty headrail   |
| UV Protection Superior    | UV coat protects against suns damaging rays and increases life of blind   |
| Wheeled pull Cord         | Metal wheel assures smoother operation and longer cord life   |
| Superior Cord Lock        | Die cast construction provides easier lift, reduces fraying and lessens dro back when the blind is raised   |
| Superior Cord Tilt        | Allows for smother operation, reduces slipping and provides tighter Closure   |
| Polystyrene Tape Drum     | Ladders cross over creating better closure of the top slats and small Sleeve provides a smoother operation  |
| Lifetime Limited Warranty | Repair or replacement covered against manufacturing defects in Product design, workmanship, and materials that causes the product to function improperly. |

**Proudly Manufactured in the U.S.A.**

**Wyman Empire-4150 Florin Perkins Rd-Sacramento-CA-95826  
Toll Free: 800-326-2555 Fax: 916-381-5753**

Finale 2 1/2" Horizontal Bass Wood Retail Price List

Width in Inches

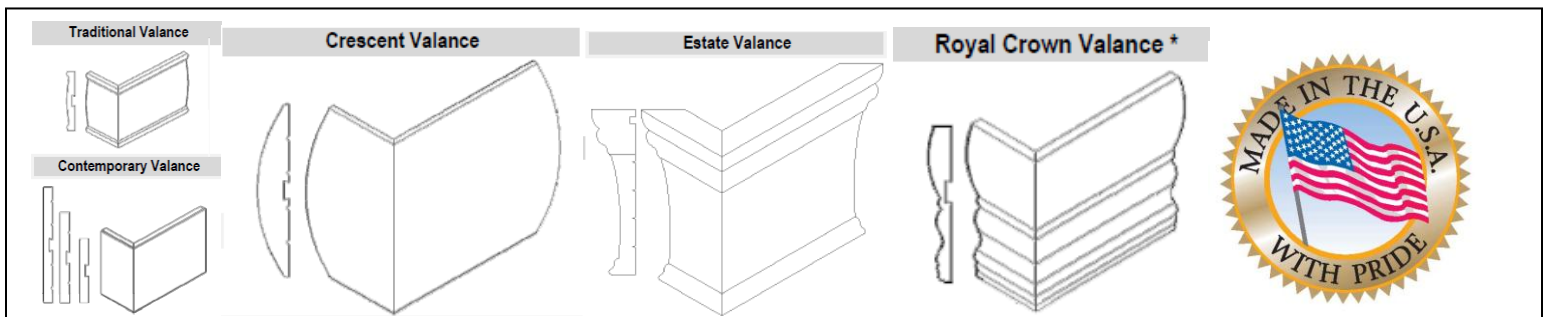
HEIGHT

|         | 18  | 24  | 29  | 32  | 36  | 42  | 48  | 54  | 60  | 66  | 72  | 78  | 84  | 90  | 96  |
|---------|-----|-----|-----|-----|-----|-----|-----|-----|-----|-----|-----|-----|-----|-----|-----|
| 30      | 67  | 75  | 88  | 101 | 116 | 133 | 153 | 173 | 195 | 212 | 227 | 244 | 264 | 281 | 300 |
| 33      | 78  | 83  | 97  | 110 | 125 | 144 | 162 | 183 | 206 | 233 | 250 | 268 | 297 | 318 | 337 |
| 36      | 81  | 87  | 102 | 114 | 132 | 151 | 164 | 188 | 215 | 243 | 261 | 281 | 315 | 334 | 352 |
| 39      | 91  | 96  | 113 | 128 | 145 | 163 | 180 | 208 | 234 | 262 | 271 | 304 | 340 | 354 | 374 |
| 42      | 95  | 101 | 118 | 134 | 151 | 171 | 187 | 216 | 243 | 266 | 288 | 310 | 348 | 377 | 398 |
| 48      | 109 | 113 | 133 | 153 | 168 | 188 | 212 | 235 | 267 | 295 | 309 | 347 | 381 | 408 | 431 |
| 54      | 122 | 130 | 149 | 167 | 182 | 205 | 230 | 265 | 297 | 322 | 342 | 392 | 417 | 444 | 471 |
| 61      | 131 | 144 | 160 | 182 | 197 | 229 | 254 | 287 | 344 | 355 | 374 | 415 | 449 | 484 | 508 |
| 66      | 144 | 157 | 174 | 196 | 213 | 240 | 271 | 308 | 353 | 376 | 403 | 458 | 505 | 525 | 565 |
| 73      | 155 | 172 | 186 | 205 | 227 | 255 | 287 | 338 | 377 | 405 | 440 | 484 | 531 | 568 | 603 |
| 78      | 167 | 183 | 195 | 212 | 242 | 275 | 307 | 350 | 394 | 433 | 471 | 519 | 570 | 592 | 627 |
| 84      | 178 | 195 | 207 | 227 | 259 | 292 | 331 | 372 | 416 | 463 | 505 | 552 | 606 | 634 | 660 |
| 90      | 190 | 207 | 220 | 242 | 270 | 309 | 354 | 400 | 440 | 490 | 536 | 578 | 641 | 677 | 716 |
| 96      | 198 | 215 | 230 | 252 | 292 | 332 | 370 | 417 | 463 | 512 | 565 | 615 | 674 | 722 | 754 |
| 102     | 208 | 226 | 238 | 266 | 307 | 349 | 392 | 443 | 495 | 553 | 598 | 662 | 716 | 766 | 810 |
| 108     | 217 | 239 | 242 | 279 | 318 | 364 | 403 | 469 | 525 | 580 | 635 | 704 | 737 | 813 | 859 |
| 120     | 232 | 274 | 285 | 311 | 352 | 405 | 442 | 518 | 570 | 649 | 702 | 772 | 826 | 941 | 986 |
| Ladders | 2   | 2   | 2   | 2   | 2   | 3   | 3   | 3   | 4   | 4   | 4   | 4   | 5   | 5   | 5   |
| CC Loop | 20  | 20  | 25  | 25  | 28  | 28  | 34  | 34  | 38  | 38  | 41  | 41  | 44  | 44  | 50  |

Valance Options

|                     |     |     |     |     |     |     |     |     |     |     |     |     |     |     |     |
|---------------------|-----|-----|-----|-----|-----|-----|-----|-----|-----|-----|-----|-----|-----|-----|-----|
| 2 1/2" Contemporary | N/C | N/C | N/C | N/C | N/C | N/C | N/C | N/C | N/C | N/C | N/C | N/C | N/C | N/C | N/C |
| 2 1/2" Traditional  | N/C | N/C | N/C | N/C | N/C | N/C | N/C | N/C | N/C | N/C | N/C | N/C | N/C | N/C | N/C |
| 3 1/4" Royal Crown  | N/C | N/C | N/C | N/C | N/C | N/C | N/C | N/C | N/C | N/C | N/C | N/C | N/C | N/C | N/C |
| 3 1/4" Royal        | 15  | 20  | 24  | 26  | 30  | 35  | 40  | 45  | 50  | 55  | 60  | 65  | 70  | 75  | 80  |
| 5 1/2" Estate       | 18  | 24  | 28  | 32  | 36  | 42  | 48  | 54  | 60  | 66  | 72  | 78  | 84  | 90  | 96  |
| 4 1/2" Crescent     | 42  | 54  | 69  | 73  | 81  | 96  | 108 | 123 | 135 | 150 | 162 | 177 | 189 | 204 | 216 |
| 6" Extended Royal   | 27  | 36  | 43  | 47  | 54  | 63  | 72  | 81  | 90  | 99  | 108 | 117 | 126 | 135 | 144 |

Notes: \* Weight Limitations: Blinds to the right of the dashed line will be manufactured as 2 or 3 on one headrail with an additional charge.  
 \*Blinds larger than 96 inches wide and 120 inches in height may not be covered under warranty and incur additional freight charge.  
 \*Blinds 9" to 12" in width incur a \$20 net surcharge and are tilt only no lift



**Shipping Information:**

- \*Blinds are produced in 3-5 business days Allow 7 days for bulk orders of 20 or more blinds
- \*Expedited production is \$15 Net charge per blind
- \*Blinds less than 90" incur a \$.50 per blind shipping charge
- \*Blinds 90 to 105" add a \$45 net charge of oversized shipment
- \*Blinds 105 to 118" add a \$90 net charge for LTL truck shipment ,if residential at this size additional charges may apply
- \*Blinds greater than 118" wide have freight custom quoted contact customer service for details.

**Blind Color Options:**

|                     |                    |                   |                    |
|---------------------|--------------------|-------------------|--------------------|
| #101 White          | #322 Light Beige   | #100 Natural      | #292 Pompeii       |
| #103 Cloud          | #414 Corn silk     | #113 Duck White   | #293 Bordeaux      |
| #109 Natural        | #627 Provence Blue | #307 White Smoke  | #298 Maroon        |
| #115 Sun Kissed Oak | #336 Toffee        | #446 Butterscotch | #503 Celadon       |
| #117 Golden Oak     | #378 Cocoa         | #430 Wheat        | #504 Moss          |
| #123 Chestnut       | #376 Chocolate     | #323 Dark Beige   | #572 Forest        |
| #133 Black Walnut   | #899 Black         | #302 Taupe        | #685 Midnight Blue |

\*Visible natural characteristics of color, grain and texture

**2 1/2" Horizontal Bass Wood Options and Specifications**

| Feature                            | Description   | Net Price      |
|------------------------------------|---|----------------|
| Multiple Blinds on one Headrail    | 2 on 1 headrail weight restrictions apply                 | \$20.00        |
| Multiple Blinds on one Headrail    | 3 on 1 headrail weight restrictions apply                 | \$30.00        |
| 9" to 12" Small Blind Window Width | Blinds 9" to 12" will be center tilt no lift              | \$20.00        |
| Wand Tilter                        | Optional  | N/C            |
| Projection Brackets, Hold Downs    | Accessories for installation                              | N/C            |
| Wood Tassels                       | Standard  | N/C            |
| Child Safety Tassels               | Standard  | N/C            |
| Consolidate Lift Cords             | Optional by request                                       | N/C            |
| Tilt Motorization                  | Batteries included  | \$190          |
| Tilt Motorization Remote           | Batteries included  | \$35           |
| Valance Blind Mount                | Standard IB (no return unless requested) OB 2 1/2" return |                |
| Continuous Cord Loop               | Offers Easy operation for lifting                         | See Price List |
| Routless Blinds                    | No holes for maximum privacy                              | Plus 20%       |
| Decorative Cloth Tapes             | 1 1/2" Wide cloth tapes available in 21 colors            | Plus 25%       |
| Rounded Corner Slats               | Corners of blind slats are round versus square            | Plus 10%       |
| Specialty Shape windows            | Tile Cutouts, Reverse miters                              | \$25           |
| Decorative Custom Wood Cornice     | Request Brochure from customer service                    | Per List       |
| Cord Control Locations             | Standard Tilt left Lift Right (other locations optional)  |                |
| Matching Wood Verticals            | Contact Customer service for details                      | Per List       |

**Specifications**

| Feature                   | Description   |
|---------------------------|---|
| Material 100% Basswood    | Compared to other woods, basswood is lighter, less likely to warp, and Allows for paints and stains to bond naturally.                                    |
| Standard Valance          | 3 1/4" Royal Crown with hidden adjustable clips   |
| Bottom Rail Orientation   | Trapezoid for maximum privacy   |
| Headrail                  | 2 1/4" x 2" heavy duty headrail   |
| UV Protection Superior    | UV coat protects against suns damaging rays and increases life of blind   |
| Wheeled pull Cord         | Metal wheel assures smoother operation and longer cord life   |
| Superior Cord Lock        | Die cast construction provides easier lift, reduces fraying and lessens dro back when the blind is raised   |
| Superior Cord Tilt        | Allows for smother operation, reduces slipping and provides tighter Closure   |
| Polystyrene Tape Drum     | Ladders cross over creating better closure of the top slats and small Sleeve provides a smoother operation  |
| Lifetime Limited Warranty | Repair or replacement covered against manufacturing defects in Product design, workmanship, and materials that causes the product to function improperly. |