


















Select Finishes & Custom Glaze Detailing


Color representation may not be accurate. Color samples are available.

Glazing is a finishing process in which a glazing stain is applied to a surface and wiped off a short time later. The result is a slight change in color, hi-lighting wood grain and carved detail. You have the option of glazing parts of the cornice or entire surfaces.


Finish	After Glazing	Finish	After Glazing
White	 	Honey Maple	  
Antique White	 	Classic Pecan	 
Natural		Sienna	  
Sonoma Oak	  	Mahogany	 

Gilding


An accent detail added to basic Stain and Paint finishes; it may also be Glazed.



Gold



Mahogany Stain with Gold Gilding



Silver



Honey Maple Stain with Silver Gilding

Finale

Custom Cornices

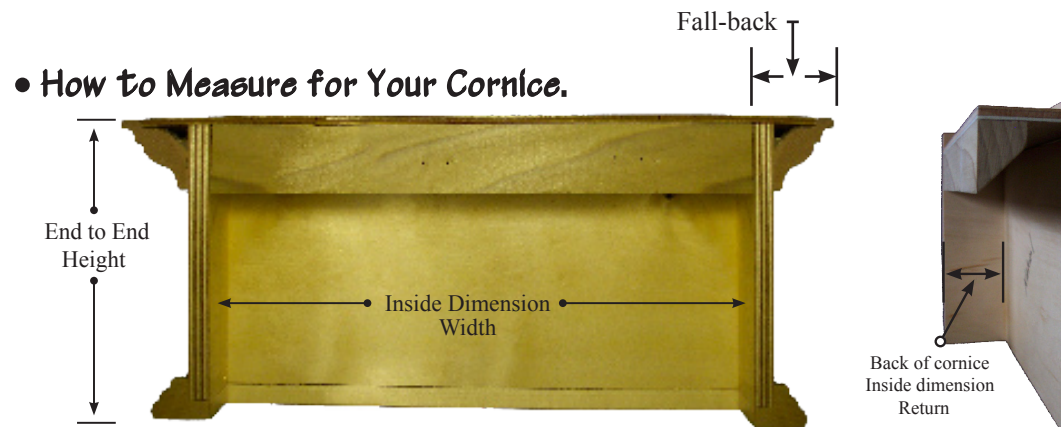


Cornices may be purchased unfinished.

finale

Custom Cornices

- Cornices are custom built in Holland, Michigan from American hardwood and ship in 14 working days.
- Cornices are available in a wide range of designer colors and stains including;
WHITE, ANTIQUE WHITE, NATURAL, SONOMA OAK, HONEY MAPLE, CLASSIC PECAN, SIENNA, MAHOGANY AND SELECT GLAZES.
- Cornices may be purchased unfinished by customer request.
- Custom Paint Match is available with a surcharge.
- All cornices are custom finished. Because of the natural variations in the color and grain of wood, variations in the finish may occur from order to order as well as between catalog photographs and actual products.
- Standard cornices are available in lengths up to 156" and include a maximum return of 6" and a dust cover.
- All measurements are inside dimensions; price chart is also based on inside dimensions.
- Installation is accomplished using a French Cleat Hanging System or Ceiling Mount (inside mount same as Ceiling Mount).

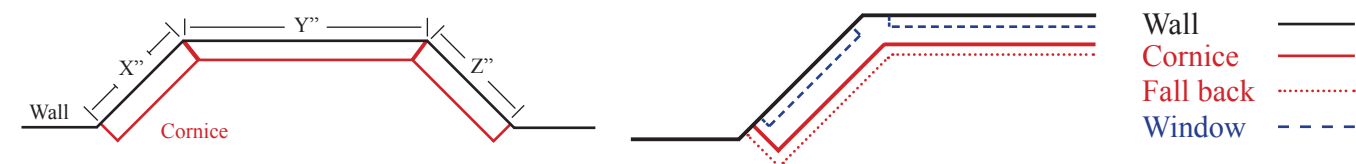


• **How to Measure for A Bay Window.**
Measure from the inside corner of the wall to the inside corner of the return (measurements X and Z). Be certain to leave sufficient space for the Fall-back between the cornice return and the edge of the wall. Measure middle section from inside corner to inside corner on the two walls (measurement Y).



To insure a correct fit, bay window cornice orders require an accurate drawing of the wall and cornice labeled with angles and measurements. Bay window order forms are available upon request.

Please allow 2 additional weeks for delivery after receiving drawings. Bay window cornices ship in 3 pieces. Pricing for Bay window cornices are custom quoted per order.



Fall-back Dimensions

Victorian	2.25"
Nautical, Shanghai, Kyoto	1.75"
Fashion-ation, Cavalier	1"
Classic, Pompeii, Mission, Executive, Cabernet, Presidential, Bordeaux, Old World, Classic Supreme, Tuscany, Venetian, and Florence; when sizes are available the Fall-back dimensions are as follows:	
5" height	1.5"
7" height	2"
9" height	2"
12" height	2.5"



Large Weave Applique - height 3 1/2"



Tulip - height 3 1/2"



Acanthus Leaf - height 3 1/2"

Classic Supreme

Available Heights:
7", 9", 12"

Applique Material: Steel



Shown with Sienna stain with Gold gilding and Medium Brown glaze.

Tuscany

Available Height:
7 1/4"



Shown with White finish with Medium Brown glaze.

Venetian

Available Height:
7 1/4"



Shown in Golden Oak finish with Gold gilding and Black glaze.

Florence

Available Height:
8 1/2"



Vintage Collection



Old World

Available Heights:
9", 12"



Tin colors available:



Glazes available:

Table of Contents

Measuring Instructions.....	Page 1
Installation Instructions.....	Page 2
Display/Samples.....	Page 2
Legacy Collection.....	Page 3 & 4
Contemporary Collection.....	Page 5 & 6
Cambridge Collection.....	Page 7 & 8
Vintage Collection.....	Page 9 & 10
Paints and Finishes.....	Page 11

• How to Install your cornice in 3 easy steps.

Complete installation instructions included with every cornice.



1. Detach cleat from cornice.



2. Attach cleat to wall.



3. Hang cornice on the cleat and center over the window.

• Ceiling Mount Instructions.

Cornices may be mounted directly to your ceiling with the use of Toggle screws and a spacing board (spacing board provided by manufacturer). Drill holes through dust cover and spacer to allow clearance for the screws. Screws must come into contact with a solid material otherwise the cornice might not be securely fastened. The provided spacing board is positioned between the dust cover and the ceiling. To fasten your cornice to the ceiling, two screws should be used per cornice, plus an additional screw for every 3 feet in length. You must specify "Ceiling Mount" for spacer to be included.

• Samples and Displays

Carry-out display for travel
Measures 24" x 36"
Choice of up to 7 cornice
samples per board.



Stand alone V-display
5' tall x 39" wide
Choice of up to 9 cornice
samples per board.



Hand sample
5" tall Executive, 20" long, 2" returns.



Fashion 2 Sample Deck
Includes 8 finishes, Fashion-ation,
Cavalier, S-Blinds, and 3.5" flat blinds



Color Deck
Includes 8 popular finishes

Legacy Collection

Pompeii with Golden Oak Finish and Customer supplied Fabric.

Pompeii

Available Heights:
9", 12"

Border options: paper or fabric
Border Height: 5 1/8"
Border supplied by customer
Available with or without border or fabric

Classic

Available Heights:
5", 7", 9", 12"



Border options: paper or fabric.
Border supplied by customer.



Sienna Finish, Gold Gilding on Trim, Medium Brown Glaze on entire cornice.

Presidential

Available Heights:
7", 9", 12"



Includes 2 each of applique 3312-G, and one of the following:
891-B, 705-D, 605-E, 3652-F.
Minimum length available : 36"

Victorian

Available Heights:
10", 12"



Applique options: 891-B, 705-D, 605-E, 3652-F.

Bordeaux

Available Heights:
9", 12"



Available Wood Appliques



3312-G
4.75" w X 2.25" h



891-B
16" w X 5.5" h



705-D
14" w X 4.75" h



605-E
12.75" w X 2.875" h



3652-F
22.25" w X 4.25" h

Cambridge Collection



Cabernet
Available Heights:
7", 9", 12"



Golden oak Finish, Gold Gilding on trim.



Cavalier



Available Heights:
7 1/4"



New England



Available Heights:
7", 9", 12"

Shown with wallpaper option. Customer supplied material.



Mission



Available Heights:
5", 7", 9", 12"



Executive



Available Heights:
5", 7", 9", 12"

Contemporary Collection




Fashion-ation
Available Heights:
7 1/4"



Kyoto
Available Heights:
7", 9", 12"



Pictured to left with Gold Gilding. Pictured above with Sienna stain.



Pictured in Golden Oak stain.

Shanghai
Available Heights:
7", 9", 12"

