

# GRABER®



## Graber Traditions® Wood, Composite, and Faux Wood Blinds English US Price Guide

# TRADITIONS® WOOD, ELITE WOOD, COMPOSITE, AND LAKE FOREST® FAUX WOOD BLINDS

# GRABER®

NOVEMBER 2019

## Product Information Guide

### Features

The Graber® Wood Story . . . . .	3
Graber Wood Characteristics . . . . .	3
Traditions Wood Blinds . . . . .	4
Elite Wood Blinds . . . . .	4
Elite Wood Blinds—Authentic Hardwoods . . . . .	4
Traditions Composite Blinds . . . . .	4
Lake Forest Premium Faux Wood and Faux Wood Blinds . . . . .	4

### Size Considerations

Cord Lift, Depth Requirements for Inside Mount . . . . .	5-6
Cordless Lift, Depth Requirements for Inside Mount . . . . .	7

### Options

Blind Options . . . . .	8
Cordless Lift . . . . .	9
Motorized Tilt . . . . .	9
Multiple Blinds on One Headrail . . . . .	10
NoHoles™ . . . . .	11
Cut-Out Blinds . . . . .	11
Control Lengths for Cords and Wands . . . . .	11
Bay and Corner Windows . . . . .	12
Cloth Tapes . . . . .	13
Decorative Tassels . . . . .	14
Accent Color . . . . .	14
Custom Color . . . . .	14
Why Elite Wood for Your Client's Home . . . . .	14
How to Order Elite Wood: Special Ordering Instructions . . . . .	14
Valance Options . . . . .	15-16
How to Measure for Valance Returns . . . . .	17
How to Measure and Order Valances . . . . .	17
Valance Keystones . . . . .	18
Splicing Requirements . . . . .	18
How to Measure a Special Splice Location . . . . .	18
Wood Specialty Shapes: Incline Wire Blinds . . . . .	19
Wood Specialty Shapes: Angle Top or Bottom . . . . .	20
Wood Specialty Shapes: Trapezoid, Triangle, and Octagon . . . . .	21
Wood Specialty Shapes: Arched Blinds . . . . .	22
Wood Specialty Shapes: Ovals and Circles . . . . .	23
Making a Template for Specialty Blinds . . . . .	24
Using the Graber Template Service . . . . .	24

## PLEASE NOTE:

Photos and illustrations are for inspiration only.

Not all product configurations are available in all countries.

Window blind cords are a strangulation hazard for young children.

Consult your dealer or store associate for cordless products, or products with inaccessible cords. Remove this product immediately if a cord longer than 22 cm, or a loop exceeding 44 cm, becomes accessible.

## General Information

Slat Count Table: 1" Wood Blinds .....	25
Slat Count Table: 2" Wood Blinds .....	26
Slat Count Table: 2 <sup>3⁄8</sup> " Wood Blinds .....	27
Slat Count Table: 2" Composite, Premium Faux Wood, and Faux Wood Blinds .....	28
Slat Count Table: 2 <sup>1⁄2</sup> " Composite, Premium Faux Wood, and Faux Wood Blinds .....	29
Slat Route and Ladder Count Charts: Traditions® 1" Wood Blinds, Traditions 2" and 2 <sup>3⁄8</sup> " Wood Blinds, Traditions 2" and 2 <sup>3⁄8</sup> " Wood Blinds with Cordless Lift. ....	30
Slat Route and Ladder Count Charts: 2" and 2 <sup>3⁄8</sup> " Elite Wood Blinds, 2" and 2 <sup>3⁄8</sup> " Elite Wood Blinds with Cordless Lift .....	31
Slat Route and Ladder Count Charts: Traditions 2" and 2 <sup>1⁄2</sup> " Composite Blinds, Traditions 2" and 2 <sup>1⁄2</sup> " Composite Blinds with Cordless Lift. ....	32
Slat Route and Ladder Count Charts: Premium Faux Wood and Faux Wood Blinds, Lake Forest 2" and 2 <sup>1⁄2</sup> " Premium Faux Wood and Faux Wood Blinds with Cordless Lift .....	33
Traditions 1", 2", and 2 <sup>3⁄8</sup> " Wood and 2" and 2 <sup>3⁄8</sup> " Elite Wood Blinds Product Detail .....	34
Cordless Lift Blinds Product Detail: Wood, Composite, and Faux Wood .....	35
Traditions 2" and 2 <sup>1⁄2</sup> " Composite Blinds Product Detail .....	36
Lake Forest 2" and 2 <sup>1⁄2</sup> " Premium Faux Wood and Faux Wood Blinds Product Detail .....	37

## Wood Vertical Blinds

Features .....	38
Size Considerations .....	38
Depth Requirements for Inside Mount .....	38
Options: Cord and Chain Control .....	39
Paired Blinds .....	39
Replacement Vane Ordering .....	39
Stacking Chart and How to Measure for an Uncovered Window .....	40
Product Detail .....	41

# Features

## The Graber® Wood Story

### Quality of Wood Defines a Blind's Quality

We use only 100% North American hardwood in the construction of our wood blinds because of its light weight, consistent color, hardness, structural stability, and attractive grain.

### Sound Forestry Techniques

We work only with foresters who practice “sustained yield forest management”—nearly twice as much hardwood grows as is harvested in the U.S. each year. The volume of hardwoods in American forests today is greater than it was 50 years ago.

### Preserving Our Natural Resources

Our Springs Window Fashions (SWF) wood products facility consumes recycled sawdust and wood shavings, generating the heat required to dry lumber for a completely self-sufficient manufacturing process. Our Reynosa, Mexico fabrication and finishing facility is 99.7% pollution free, above any U.S. standard.

### SWF Wood Products, Grayling, Michigan

We have control over the quality of wood used—we control the process from green lumber to finished blinds. Hardwoods used in crafting Graber Wood Blinds are kiln dried and molded at our SWF wood products facility in Grayling, Michigan. The wood is dried slowly to strict wood blind specifications because structural change can occur when moisture is removed. Molding and sanding operations provide the highest quality surface, free of defects.

### Springs Window Fashions, Reynosa, Mexico

At our state-of-the-art finishing plant in Reynosa, Mexico, components are carefully sorted prior to fabrication for color uniformity and wood characteristics. We sort wood as an end user, rather than a finishing vendor, taking out defects in a climate-controlled building. To finish the blind, we use only high quality paints and stains; on-site certified color technicians provide both application and quality control.

### What Makes Graber Traditions® Blinds Different from the Rest?

- Painted and stained wood blinds are made from 100% North American hardwoods, the premier wood used in the construction of blinds
- SWF wood products and finishing facilities provide state-of-the-art technologies and processes
- Expanded choice of finishes with PureGrain™ Finish—vibrant stains that showcase the natural grain of the wood
- Unique valance choices, cloth tapes, specialty shapes, and more
- Traditions composite blinds have superior strength and moisture resistance
- The best customer service team in the industry—trained to answer any question about Graber Traditions Blinds
- Limited lifetime warranty

## Graber Wood Characteristics

Wood used to manufacture Graber Wood Blinds has many natural characteristics that make it truly unique. The following are all natural characteristics of wood, and we do not consider them to be defects:


- Grain—The direction, size, and appearance of wood fibers vary greatly depending on where the wood is cut from within the tree
- Tiger Striping—Occurs when a tree develops wavy grain, due to genetics, soil content, or other natural scenarios
- Burl—Formed from an irregular growth on the outer edge of the tree
- Bird's Eye—Small area on the surface of the board where fibers are contorted to form circular figures that resemble birds' eyes
- Pin Knots—Vary in size, shape, structure, and color
- Mineral Marks—Dark or discolored areas caused by minerals which the tree extracts from the water or soil; can be either a streak or a stain, usually blackish blue
- Knotty Pine/Rustic—Material contains markings that are more extreme than in standard products; the number and degree of marking will vary throughout the blind

Please be assured that these markings in no way affect the durability or the structural integrity of the blind.


Natural variations in color and grain are inherent in the beauty of wood. These variations are within established industry guidelines and should be expected. In addition, blinds may stain slightly darker or lighter than the swatches shown in the sampling.

**NOTE:** Elite Walnut, Maple, and Cherry will have the unique natural variations of these beautiful hardwoods—these variations are to be expected. Blinds made from these materials will undergo a degree of color change over time, further enhancing the beauty of the wood.

Flat Grain




Grain Change




Tiger Striping



Burl/Bird's Eye




Pin Knots




Mineral Marks



Knotty Pine/  
Rustic



Knotty Pine/  
Rustic



## Features

### Traditions® Wood Blinds

- Stained and painted blinds crafted from North American hardwoods
- Finish highlights the natural characteristics of wood
- 1", 2", and 2½" slat sizes available
- Sandblast is not available on keystones
- Cordless lift option; not available on 1"
- NoHoles™ option available for maximum privacy; not available on 1" or with cordless lift
- Easy grip bottomrail for superior closure; makes lifting and lowering cordless lift blinds easier; not available on 1"
- Decorative cloth tape option; not available with 1", cordless lift or NoHoles
- Decorative tassel selection

### Elite Wood Blinds

- Available in all Graber® wood paints and stains
- 2" and 2½" slat sizes available
- Sandblast finish available on any 2" paint or stain
- Custom color available; not available in unique finishes
- Cordless lift option
- NoHoles option available for maximum privacy; not available with cordless lift
- Easy grip bottomrail for superior closure; makes lifting and lowering cordless lift blinds easier
- Decorative cloth tape option; not available with cordless lift or NoHoles
- Decorative tassel selection
- Specialty shapes
- Accent valance and bottomrail: complement the window and décor of the room by specifying a different color valance and bottomrail

### Elite Wood Blinds—Authentic Hardwoods

- 2" wood blinds made from premier North American hardwoods—Walnut, Maple, and Cherry with a clear coat finish that further enhances the wood's beauty
- Cordless lift option
- NoHoles option available for maximum privacy; not available with cordless lift
- Easy grip bottomrail for superior closure; makes lifting and lowering cordless lift blinds easier
- Decorative cloth tape option; not available with cordless lift or NoHoles
- Decorative tassel selection

### Traditions Composite Blinds



- Moisture-resistant multiple polymer composite slats
- 2" and 2½" slat sizes available
- Cordless lift option
- NoHoles option available for maximum privacy; not available with cordless lift
- Trapezoid bottomrail for superior closure
- Decorative cloth tape option; not available with cordless lift or NoHoles

### Lake Forest® Premium Faux Wood and Faux Wood Blinds

- Solid or woodgrain moisture-resistant engineered polymer slats
- 2" and 2½" slat sizes available in both premium faux wood and faux wood
- Cordless lift option
- NoHoles option available for maximum privacy; not available with cordless lift
- Trapezoid bottomrail for superior closure; available on premium faux wood blinds only
- Rectangular bottomrail; available on faux wood blinds only
- Decorative cloth tape option; not available with cordless lift or NoHoles

# Size Considerations

## Cord Lift



Styles									
	Cord Lift Blinds				Cord Lift Blinds Multiple Blinds on One Headrail				
	Width		Height		Width			Height	
	Minimum (exact) (inches)	Maximum (inches)	Minimum (inches)	Maximum (inches)	Minimum Panel (exact) (inches)	Maximum Panel (inches)	Maximum Blind (inches)	Minimum Blind (inches)	Maximum Blind (inches)
Traditions® Wood Blinds									
Traditions 1" Wood Blinds	7	96	12	120	7	96	120	12	120
Traditions 2" Wood Blinds	7	96	12	120	7	96	120	12	120
Traditions 2" Barnwood and Distressed Wood Blinds	7	96	12	120	7	96	120	12	120
Traditions 2½" Wood Blinds	7	96	12	120	7	96	120	12	120
Exceptions: 1" blinds 7" to 8⅞" center tilt only; no lift 13⅜" minimum for same side controls									
Exceptions: 2" and 2½" blinds 7" to 11⅞" center tilt only; no lift 7" to 8⅞" not available with cloth tapes									
Elite Wood Blinds									
Elite 2" Wood Blinds	7	96	12	120	7	96	120	12	120
Elite 2" Authentic Hardwood Blinds	7	96	12	120	7	96	120	12	120
Elite 2½" Wood Blinds	7	96	12	120	7	96	120	12	120
Exceptions: 2" and 2½" blinds 7" to 11⅞" center tilt only 16⅛" minimum for same side controls 7" to 8⅞" not available with cloth tapes									
Traditions Composite Blinds									
Traditions 2" Composite Blinds	7	96	12	120	7	96	120	12	120
Traditions 2½" Composite Blinds	7	96	12	120	7	96	120	12	120
Exceptions: 2" and 2½" blinds 7" to 11⅞" center tilt only; no lift 16⅛" minimum for same side controls 7" to 8⅞" not available with cloth tapes									
Lake Forest® Premium Faux Wood and Faux Wood Blinds									
Lake Forest 2" Premium Faux Wood Blinds	7	96	12	120	7	96	120	12	120
Lake Forest 2" Faux Wood Blinds	7	96	12	120	7	96	120	12	120
Lake Forest 2½" Premium Faux Wood Blinds	7	96	12	120	7	96	120	12	120
Lake Forest 2½" Faux Wood Blinds	7	96	12	120	7	96	120	12	120
Exceptions: 2" and 2½" blinds 7" to 11⅞" center tilt only; no lift 7" to 8⅞" not available with cloth tapes Same side controls not available with any size									



## Size Considerations

### Cord Lift

#### Depth Requirements for Inside Mount



Blind Type	Headrail Dimensions (inches)	 Partially recessed headrail in window casing/molding Minimum Depth Mount (inches)	 Fully recessed headrail in window casing/molding Flush with Casing (without valance)*	
			Cord Tilt (inches)	Wand Tilt (inches)
Traditions® 1" Wood	1 x 1½	¾	N/A	1⅞
Traditions 2" Wood	1⅝ x 2¼	¾	2⅝	3⅝
Traditions 2⅝" Wood^	1⅝ x 2¼	¾	2⅝	3⅝
Elite Wood 2" Wood 2" Authentic Hardwood	1⅝ x 2¼	¾	2⅝	3⅝
Elite Wood 2⅝" Wood^	1⅝ x 2¼	¾	2⅝	3⅝
Traditions 2" Composite	1⅝ x 2¼	¾	2⅝	3⅝
Traditions 2½" Composite^	1⅝ x 2¼	¾	2⅝	3⅝
Lake Forest® 2" Premium Faux Wood 2" Faux Wood	1⅝ x 2¼	¾	2⅝	3⅝
Lake Forest 2⅝" Premium Faux Wood^ 2½" Faux Wood^	1⅝ x 2¼	¾	2⅝	3⅝

\*For measurements of fully recessed headrails with a valance, see valance options.

^Additional clearance may be required for larger slat sizes.



## Size Considerations

### Cordless Lift

									
	<b>Cordless Lift Blinds</b>				<b>Cordless Lift Blinds Multiple Blinds on One Headrail</b>				
	<b>Width</b>		<b>Height</b>		<b>Width</b>			<b>Height</b>	
	<b>Minimum (exact) (inches)</b>	<b>Maximum (inches)</b>	<b>Minimum (inches)</b>	<b>Maximum (inches)</b>	<b>Minimum Panel (exact) (inches)</b>	<b>Maximum Panel (inches)</b>	<b>Maximum Blind (inches)</b>	<b>Minimum Blind (inches)</b>	<b>Maximum Blind (inches)</b>
<b>Styles</b>									
<b>Traditions® Wood Blinds</b>									
Traditions 2" Wood Blinds	12	84	12	86	12	84	120	12	86
Traditions 2" Barnwood and Distressed Wood Blinds	12	84	12	86	12	84	120	12	86
Traditions 2½" Wood Blinds	12	84	12	86	12	84	120	12	86
<b>Elite Wood Blinds</b>									
Elite 2" Wood Blinds	12	84	12	86	12	84	120	12	86
Elite 2" Authentic Hardwood Blinds**	12	84	12	78	12	84	120	12	78
Elite 2½" Wood Blinds	12	84	12	86	12	84	120	12	86
<b>Traditions Composite Blinds</b>									
Traditions 2" Composite Blinds	12	66	12	72	12	66	120	12	72
Traditions 2½" Composite Blinds	12	66	12	72	12	66	120	12	72
<b>Lake Forest® Premium Faux Wood and Faux Wood Blinds</b>									
Lake Forest 2" Premium Faux Wood Blinds	12	63	12	72	12	63	120	12	72
Lake Forest 2" Faux Wood Blinds	12	63	12	72	12	63	120	12	72
Lake Forest 2½" Premium Faux Wood Blinds	12	63	12	72	12	63	120	12	72
Lake Forest 2½" Faux Wood Blinds	12	63	12	72	12	63	120	12	72

\*\*Walnut maximum height 68".

### Depth Requirements for Inside Mount

	<b>Headrail Dimensions (inches)</b>	 <b>Partially recessed headrail in window casing/ molding</b>	 <b>Fully recessed headrail in window casing/ molding</b>	
			<b>Flush with Casing (without valance)*</b>	
			<b>Cord Tilt (inches)</b>	<b>Wand Tilt (inches)</b>
Traditions 2" and 2½" Wood Blinds	2 x 2¼	¾	2⅞	2¾
Elite 2" and 2½" Wood Blinds	2 x 2¼	¾	2⅞	2¾
Traditions 2" and 2½" Composite Blinds	2 x 2¼	¾	2⅞	2¾
Lake Forest 2" and 2½" Premium Faux Wood and Faux Wood Blinds	2 x 2¼	¾	2⅞	2¾

\*For measurements of fully recessed headrails with a valance, see valance options.



## Options

### Blind Options (for surcharges and pricing refer to price charts)

Blind Options	Traditions® 1" Wood	Traditions 2" Wood and 2" Elite Wood	Traditions 2⅜" Wood and 2⅝" Elite Wood	Traditions 2" and 2½" Composite	Lake Forest® 2" Premium Faux Wood and 2" Faux Wood	Lake Forest 2½" Premium Faux Wood and 2½" Faux Wood	Details
Accent Color (valance/bottomrail)		●^	●^				See the accent color section
Bay and Corner Windows	●	●	●	●	●	●	See the options section for measuring and ordering information
Cloth Tapes		●\$1	●\$1	●\$1	●\$1	●\$1	See the options section
Control Locations							
• Tilt Left, Lift Right (standard)	●	●	●	●	●	●	Must be requested at time of order
• Tilt Right, Lift Left	●	●	●	●	●	●	
• All Controls Right/ All Controls Left	●	●	●	●			
Cord Tilt		●	●	●	●	●	Color coordinated
Cordless Lift		●\$	●\$	●\$	●\$	●\$	See price charts for surcharge
Custom Color		●\$^	●\$^				See price charts
Cut-Outs¹	●\$	●\$	●\$	●\$	●\$	●\$	See the options section
Decorative Tassels	●\$	●\$\$	●\$\$				See the options section
Hold Down Brackets	●	●	●	●	●	●	Must be requested at time of order
Motorized Tilt		●\$	●\$	●\$			See the motorization product information guide
Multiple Blinds on One Headrail: 2 or 3 on 1 to left of solid line*	●\$	●\$	●\$	●\$	●\$	●\$	See the options section
NoHoles™ ¹		●	●	●	●	●	No charge option
Projection Brackets							
• 2¾" and 4¾" Projection Brackets	●	●	●	●	●	●	Projection brackets not available for inside mount; must be requested at time of order; shims are standard on 2⅝" and 2½" blinds (outside mount)
• ¾" Shims	●+	●	●	●	●	●	
Ring Pull	●	●	●	●	●	●	
Ring Tilt	●	●		●^^	●		
Sky Pole¹							
• 6 foot pole	●\$	●\$	●\$	●\$	●\$	●\$	Available with ring tilt/ring pull only; must be requested at time of order
• 9 foot pole							
Wand Tilt	●	●	●	●	●	●	Color coordinated
Wood Cornices	●\$	●\$	●\$	●\$	●\$	●\$	See cornices and valances product information guide

\*See solid line on appropriate price grid.

¹Not available with cordless lift option.

+¾" projection block available.

\$Option available with surcharge.

\$\$Option available with surcharge for wood; no charge for elite wood.

^Available with elite wood only.

^^Not available with 2½" composite.

## Options

### Cordless Lift



- **For surcharge, see price charts**
- Available on wood, composite, and faux wood blinds (not available on 1" wood)
- Cordless lift blinds offer a safer alternative for homes with children and pets
- Tilt options available: Wand tilt eliminates dangling cords and is the safest option (maximum wand length is 48"); cord tilt is also available
- Easy to use: to lower blind, pull down; to raise, simply guide the blind into the desired location by gently lifting the bottomrail
- Not available with cloth tapes, NoHoles™, cut-outs, or specialty shapes
- Legacy, craftsman, or symphony valances recommended with cordless lift blinds for better headrail coverage

	Wood	Composite	Faux Wood
Minimum Width (inches)	12	12	12
Maximum Single Blind Width (inches)	84	66	63
Maximum Multiple Blinds on One Headrail (inches)	120	120	120
Minimum Height (inches)	12	12	12
Maximum Height (inches)	86*	72	72
Maximum Square Footage (square feet)	50	29	31.5

\*78" for authentic hardwood Cherry and Maple, 68" for Walnut.

### Motorized Tilt



#### See motorization product information guide for size specifications, options, and surcharges

- Available on 2" and 2½" wood blinds and 2" and 2½" composite blinds
- Motorization will only tilt slats; raising or lowering blind is manual lift
- Blinds can be operated from virtually anywhere in the home
- Provides easy operation of hard-to-reach or large blinds
- Efficiently manages energy (heat gain and loss)
- Tilt slats on groups of multiple blinds simultaneously or individually
- Easily integrated with home automation systems
- Low voltage motorization requires no costly electrical hardwiring
- Motor located on the left side within the headrail; lift is on the right side
- Not available with multiple blinds on one headrail, specialty shapes, or hold down brackets
- Available with multiple power and control options

**NOTE:** Motorization components and accessories have a five-year limited warranty; excludes batteries.

## Options

### Multiple Blinds on One Headrail



- **Surcharge:** blinds to the left of the solid line on the price charts
- **No charge:** blinds to the right of the solid line on the price charts
- Two or more blinds can be installed on a single headrail to provide a practical treatment for larger windows or sliding patio doors
- Due to weight limitations, some blinds must be manufactured as two or three blinds on one headrail

Multiple Blinds	Control Cord Locations	Gap (inches)
<b>Cord Lift</b>		
Two-On-One Headrail	Left panel: Left lift only and tilt left or tilt right* Right panel: Right lift only and tilt left or tilt right*	$\frac{1}{4}$ ( $\frac{1}{2}$ on NoHoles™)
<b>Cordless Lift</b>		
Two-On-One Headrail	Left panel (tilt left) Right panel (tilt right)	$\frac{1}{4}$
Three-On-One Headrail	Left panel (tilt left) Right panel (tilt right) Center panel (tilt left)	$\frac{1}{4}$

\*2" and 2½" premium faux wood and faux wood cannot have same side controls.

**NOTE:** Optional control locations may be requested.

#### Measuring

1. Measure overall width of the area to be covered. If space permits, an overlap of 1½" per side is recommended for outside mounts.
2. Measure the width of the area each blind is to cover. Measure and specify the left blind first, continuing to the right. Allow a minimum of ¼" between blinds (½" for NoHoles) for operating clearance.
3. Total width of all blinds, plus clearance(s), must equal overall width.
4. Measure height as follows:
  - a. For windows, use standard inside or outside measuring procedures.
  - b. For patio doors, measure height within ¾" of floor, either from ceiling or a point at least 6½" above the door frame. Check slat count table to see if blind will completely clear the doorway.

#### Ordering


1. Indicate whether two or three blinds are to be mounted on one headrail.
2. Specify total width of headrail.
3. Indicate each panel width separately, specify left blind first, continuing to the right.
4. Specify control positions.
5. Add appropriate surcharge, if to the left of the solid line on the price chart.

## Options

### NoHoles™



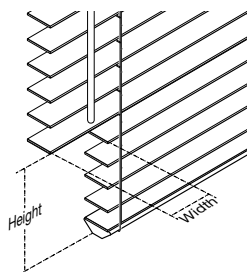
- **No charge**
- The design of the NoHoles option eliminates route holes, providing maximum privacy and the best available light control
- Cleaning is simplified by sliding the NoHoles slats out and wiping clean, or keeping the slats in place and vacuuming using a soft brush attachment
- Not available on 1" wood, blinds with cloth tapes, cordless lift, or specialty shapes
- Best suited for inside mount applications due to the slight shifting of slats during operation



Standard


NoHoles

### Cut-Out Blinds



- **For surcharge, see price charts**
- Maximum cut-out is 1" before route hole or NoHoles notch (corner and side cut-outs only)
- Cut-outs are measured with the slats tilted in the closed position for maximum clearance
- The cut-out height may be larger than requested due to slat placement
- Measure height from the bottom of the window up to the desired location
- Not available with cordless lift and wood vertical blinds

**NOTE:** Standard lead time does not apply for this feature. Additional manufacturing time is required.



Side Cut-Out

### Control Lengths for Cords and Wands

Finished Blind Height (inches)	Wand Length* (inches)	Cord Length
up to 36	12	1/2 of blind height
36 1/16 to 60	20	
60 1/16 to 70	30	
70 1/16 to 80	40	
80 1/16 to 90	48	
90 1/16 to 100	60	
100 1/16 to 120	72	

\*Wands over 48" long are a clear plastic.

**NOTE:** Above control lengths may not fit your control needs based on window location or operator. Special length cords and wands may be requested at the time of ordering.

# Options

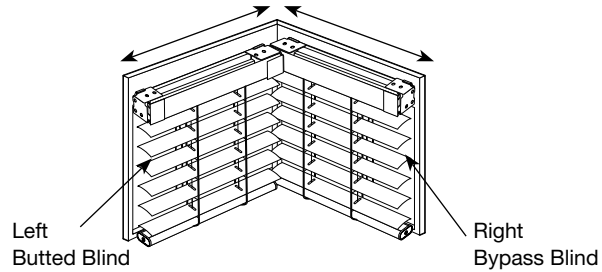
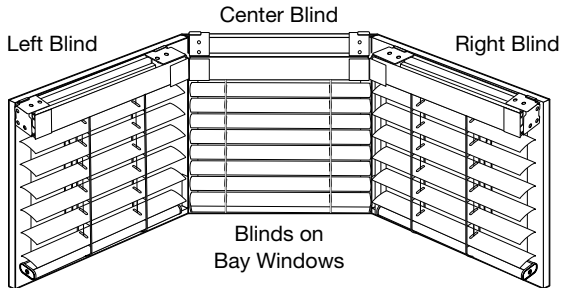
## Bay and Corner Windows

- Made as individual blinds to fit in bay or corner windows
- Each blind is on an individual headrail and has its own control
- Indicate each blind with bypass or butt; bypass is the blind mounted into the corner; butt is the blind butted up to the other blind; must provide blind location (left and right blind)
- Control locations can be on the right or left side of each blind; placing controls opposite the corner is recommended
- Depending on the angle, some corner blinds cannot be raised to the same height

- Manufacturer will take appropriate deductions for proper fit
- No additional charge
- Valances will be mitered in the corner for finished look
- Cornices and wood verticals are not available on bay or corner windows
- Slat alignment cannot be guaranteed on side by side blinds
- If you do not want manufacturer to take deductions DO NOT order as bay or corner

**NOTE:** Standard lead time does not apply for this feature. Additional manufacturing time is required.

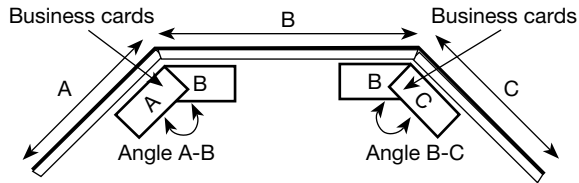
### Measuring Information



### Corner Window

Measure:

Width of each window from corner to the point you would like to cover.



### Three-Sided Bay Window

Measure:

A and C: Width of side windows from the corners to the point you would like the blind to cover.

B: Width of the center window from corner to corner.

Angle A-B: Angle between windows (A) and (B).

Angle B-C: Angle between windows (B) and (C).

### Four-Sided Bay Window

Measure:

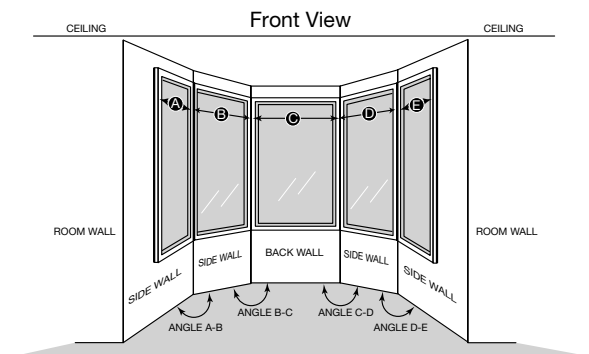
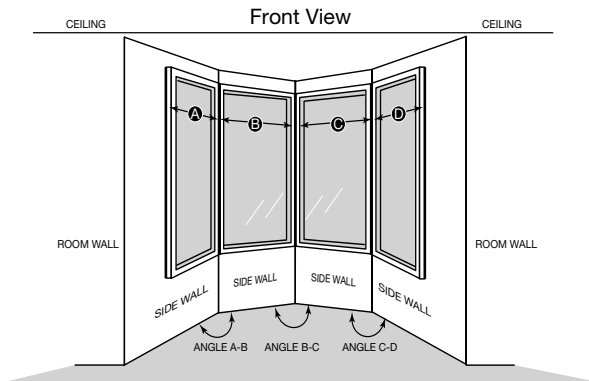
A and D: Width of side windows from the corners to the point you would like the blind to cover.

B and C: Width of each window from corner to corner.

Angle A-B: Angle between windows (A) and (B).

Angle B-C: Angle between windows (B) and (C).

Angle C-D: Angle between windows (C) and (D).



### Five-Sided Bay Window

Measure:

A and E: Width of side windows from the corners to the point you would like the blind to cover.

B, C, and D: Width of each center window from corner to corner.

Angle A-B: Angle between windows (A) and (B).

Angle B-C: Angle between windows (B) and (C).

Angle C-D: Angle between windows (C) and (D).

Angle D-E: Angle between windows (D) and (E).

**NOTE:** Measure bay angle using protractor or angle finder, or use two business cards in bay corner as illustrated above, trace onto paper and fax to customer service.

## Options

### Cloth Tapes



- For surcharge, see price charts
- Decorative option to add to wood, composite, or faux wood blinds
- Decorative tapes will have pattern visible to room side only
- Not available with 1" wood, cordless lift, NoHoles™ option, or specialty shapes
- See chart below for availability of colors

Color Name	Color Number	Backer Tape Color	Traditions® 2" Wood Elite 2" Wood Traditions 2" Composite Lake Forest® 2" Premium Faux Wood Lake Forest 2" Faux Wood	Traditions® 2 3/8" Wood Elite 2 3/8" Wood Traditions 2 1/2" Composite Lake Forest® 2 1/2" Premium Faux Wood Lake Forest 2 1/2" Faux Wood
<b>1" Solid Tapes</b>			<b>Cloth Tapes (available as marked)</b>	
Beige	1011		•	
Black	1033		•	
Cocoa	1297		•	
Duck White	1136		•	
Toffee	1296		•	
White Smoke	1617		•	
<b>1 1/2" Solid Tapes</b>				
Aztec Amber	2177		•	•
Beige	2011		•	•
Black	2033		•	•
Chocolate	2353		•	•
Cocoa	2297		•	•
Dark Grey	2857		•	•
Duck White	2136		•	•
Golden Honey	2176		•	•
Light Grey	2861		•	•
Moss	2500		•	•
Navy	2369		•	•
Shadow Grey	2178		•	•
Taupe	2659		•	•
Toffee	2296		•	•
White	2005		•	•
White Smoke	2617		•	•
<b>1 1/2" Decorative Tapes</b>				
Arctic Sky	S164	Duck White	•	
Belgian Cream	Q164	Duck White	•	
Coastal Fog	C159	Duck White	•	
Creamy Taupe	D147	Duck White	•	
Dew Alabaster	N112	Duck White	•	
Fairweather Blue	D155	Duck White	•	
Fresh Sage	B160	Duck White	•	
Medallion Flax	F541	Light Beige	•	
Medallion Taupe	F659	Taupe	•	
Medallion Toffee	F296	Black	•	
Modern Taupe	C157	Duck White	•	
Natural Linen	S166	Taupe	•	
Neutral Intrigue	B161	Duck White	•	
Palm Beach	P179	White Smoke	•	
Variegated Taupe	Q659	Taupe	•	

## Options

### Decorative Tassels (wood blinds only)



#### Standard Tassel

1" wood tassel stained or painted to coordinate with your wood blinds.



#### Brass Tassel

1" antique brass tassel ideal for medium and dark stains and paints.

No charge for elite blinds.



#### Nickel Tassel

1" nickel tassel ideal for light stains and paints.

No charge for elite blinds.



#### Carved Tassel

1" carved wood tassel stained or painted to coordinate with your wood blinds.

No charge for elite blinds (not available on authentic hardwoods).



#### Flared Tassel

2¼" long, genuine hardwood tassel stained or painted to coordinate with your wood blinds.

No charge for elite blinds (not available on authentic hardwoods).



#### Ovate Tassel

2¼" long, genuine hardwood tassel stained or painted to coordinate with your wood blinds.

No charge for elite blinds (not available on authentic hardwoods).

**NOTE:** For surcharges see price charts.

### Accent Color (elite wood blinds only)

For surcharge, see price charts.

Complement the window and décor of the room by specifying a different color valance and bottomrail. Single color only.

### Custom Color

For surcharge, see price charts.

Graber® offers the unique option of custom color either paint or stain. Use the following guidelines when placing your order:

1. Complete the custom color match request form. Forms can be found on [graberdirect.com](http://graberdirect.com).
2. Supply Springs Window Fashions with a color sample labeled with the color name and purchase order number. The sample needs to be at least 2" x 2". For best results, submit a 3" x 3" color sample.
3. Send the order, along with the request form and color sample to: Springs Window Fashions, LLC  
ATTN: Graber Custom Color  
1500 Sycamore Road-G5  
Montoursville, PA 17754
4. Approval of the custom color sample is required on orders of six or more blinds. A sample of the custom color will be sent upon request for orders of less than six blinds. If a custom color sample is not requested, the sample provided will be used to manufacture the wood blinds. If the color sample is to be returned, please note this on your order.
5. Custom color samples will be sent for approval approximately two weeks after receiving the original color sample.
6. Once approval is received, fabrication of the custom color blinds will begin.

### Why Elite Wood for Your Client's Home

Elite wood blinds are individually hand finished using a wiping technique to enhance the beauty of the wood and create a truly beautiful blind as unique as your client.

Additional benefits of elite wood blinds include:

- Each wood component is finished after being cut and routed for the client's individual blind—creating wood components that are completely sealed from the environment
- Elite wood finish is applied using a wiping process rather than flow coating the finish; the end result is a finish that further enhances the beautiful characteristics of the wood
- All Graber Traditions® paints and stains are available using this unique finishing style, or create a completely customized blind using the custom color option

### How to Order Elite Wood: Special Ordering Instructions

On [graberdirect.com](http://graberdirect.com)




- Select the description elite wood
- Select the finish choice
  - Elite finish
  - Elite high gloss
  - Sandblast finish (2" only)
- Follow the remaining ordering instructions to complete the order

**NOTE:** Due to the nature of the elite process, blinds and specialty shapes require an extended lead time. Lead times vary depending on blind sizes and quantities.



## Options

### Valance Options

Valance Type	Blind Type	Maximum Continuous Width*		Control Type	Standard Valance Returns (inches)	Full Recess Depth (inches)
		Inside Mount No Returns (inches)	Inside Mount with Returns (inches)			
<b>2½" Classic Valance</b>  Valance Returns ½" to 1": glued 1⅛" to 4⅞": optional glued 4⅞" and greater: not glued	2" Barnwood^	100¼	98¾	Cord tilt	2⅞	3¼
				Wand tilt	3⅞	3⅞
				Cordless wand tilt	3⅞	3¾
				Cordless cord tilt	2¾	3⅞
<b>3" Classic Valance</b>  Valance Returns ½" to 1": glued 1⅛" to 4⅞": optional glued 4⅞" and greater: not glued	1" Wood	100¼	98¾	Wand tilt	2⅞	2⅞
	2" Wood 2" Elite Wood	100¼	98¾	Cord tilt	2⅞	3¼
				Wand tilt	3⅞	3⅞
				Cordless wand tilt	3⅞	3¾
				Cordless cord tilt	2¾	3⅞
	2½" Wood 2½" Elite Wood	100¼	98¾	Cord tilt	3¼	4⅞
				Wand tilt	3¼	4⅞
				Cordless wand tilt	3⅞	3⅞
				Cordless cord tilt	3⅞	3⅞
	Wood Verticals	100¼	98¾	N/A	5½	5⅞
	2" Composite^	106⅞	105¾	Cord tilt	2⅞	3¼
				Wand tilt	3⅞	3⅞
				Cordless wand tilt	3⅞	3¾
				Cordless cord tilt	2¾	3⅞
	2½" Composite^	106⅞	105¾	Cord tilt	3⅞	4¼
				Wand tilt	3⅞	4¼
				Cordless wand tilt	3¼	4⅞
				Cordless cord tilt	3¼	4⅞
	2" Premium Faux Wood^ 2" Faux Wood^	106⅞	105¾	Cord tilt	2⅞	3¼
				Wand tilt	3⅞	3⅞
				Cordless wand tilt	3⅞	3¾
				Cordless cord tilt	2¾	3⅞
	2½" Premium Faux Wood^ 2½" Faux Wood^	106⅞	105¾	Cord tilt	3⅞	4¼
				Wand tilt	3⅞	4¼
				Cordless wand tilt	3¼	4⅞
				Cordless cord tilt	3¼	4⅞
<b>3" Majestic Valance</b>  Valance Returns ½" to 1": glued 1⅛" to 4⅞": optional glued 4⅞" and greater: not glued	2" Composite^	106⅞	105¾	Cord tilt	2⅞	3⅞
				Wand tilt	3⅞	4⅞
				Cordless wand tilt	3⅞	3⅞
				Cordless cord tilt	2¾	3⅞
	2½" Composite^	106⅞	105¾	Cord tilt	3⅞	4⅞
				Wand tilt	3⅞	4⅞
				Cordless wand tilt	3¼	4¼
				Cordless cord tilt	3¼	4¼
	2" Premium Faux Wood^ 2" Faux Wood^	106⅞	105¾	Cord tilt	2⅞	3⅞
				Wand tilt	3⅞	4⅞
				Cordless wand tilt	3⅞	3⅞
				Cordless cord tilt	2¾	3⅞
	2½" Premium Faux Wood^ 2½" Faux Wood^	106⅞	105¾	Cord tilt	3⅞	4⅞
				Wand tilt	3⅞	4⅞
				Cordless wand tilt	3¼	4¼
				Cordless cord tilt	3¼	4¼





\*Continuous valances wider than sizes shown above will have two or more sections spliced together with a keystone. Maximum width for spliced valances is 300¾".

^Keystones not available.

**NOTE:** For replacement valances see cornices and valances product information guide.

## Options

### Valance Options

Valance Type	Blind Type	Maximum Continuous Width*		Control Type	Standard Valance Returns (inches)	Full Recess Depth (inches)
		Inside Mount No Returns (inches)	Inside Mount with Returns (inches)			
<b>3½" Craftsman Valance</b>  Valance Returns ½" to 1": glued 1⅛" to 4⅞": optional glued 4⅞" and greater: not glued	1" Wood	100¼	98⅝	Wand tilt	2⅛	2⅝
	2" Wood 2" Elite Wood	100¼	98⅝	Cord tilt Wand tilt Cordless wand tilt Cordless cord tilt	2⅞ 3⅞ 3⅞ 2¾	3¼ 3⅞ 3¼ 3⅞
	2⅝" Wood 2⅝" Elite Wood	100¼	98⅝	Cord tilt Wand tilt Cordless wand tilt Cordless cord tilt	3¼ 3¼ 3⅞ 3⅞	4⅞ 4⅞ 3⅞ 3⅞
	Wood Verticals	100¼	98⅝	N/A	5½	5⅞
<b>3½" Legacy Valance</b>  Valance Returns ½" to 1": glued 1⅛" to 4⅞": optional glued 4⅞" and greater: not glued	1" Wood	100¼	98⅝	Wand tilt	2⅛	2⅞
	2" Wood 2" Elite Wood	100¼	98⅝	Cord tilt Wand tilt Cordless wand tilt Cordless cord tilt	2⅞ 3⅞ 3⅞ 2¾	3⅞ 4 3⅞ 3⅞
	2" Distressed Wood^ 2" Elite Authentic Hardwood^	100¼	98⅝	Cord tilt Wand tilt Cordless wand tilt Cordless cord tilt	2⅞ 3⅞ 3⅞ 2¾	3⅞ 4 3⅞ 3⅞
	2⅝" Wood 2⅝" Elite Wood	100¼	98⅝	Cord tilt Wand tilt Cordless wand tilt Cordless cord tilt	3¼ 3¼ 3⅞ 3⅞	4⅞ 4⅞ 4⅞ 4⅞
	Wood Verticals	100¼	98⅝	N/A	5½	5⅞
<b>4½" Symphony Valance</b>  Valance Returns ½" to 1": glued 1⅛" to 4⅞": optional glued 4⅞" and greater: not glued	1" Wood	100¼	98⅝	Wand tilt	2⅛	2⅞
	2" Wood 2" Elite Wood	100¼	98⅝	Cord tilt Wand tilt Cordless wand tilt Cordless cord tilt	2⅞ 3⅞ 3⅞ 2¾	3⅞ 4⅞ 4⅞ 3⅞
	2⅝" Wood 2⅝" Elite Wood	100¼	98⅝	Cord tilt Wand tilt Cordless wand tilt Cordless cord tilt	3¼ 3¼ 3⅞ 3⅞	4⅞ 4⅞ 4⅞ 4⅞
	Wood Verticals	100¼	98⅝	N/A	5½	6¼
<b>5" Flat Valance</b> 	2" Wood Specialty Shapes	N/A	N/A	Wand tilt Cord tilt	N/A N/A	3⅞ 3⅞
	2⅝" Wood Specialty Shapes	N/A	N/A	Wand tilt Cord tilt	N/A N/A	3⅞ 3⅞

\*Continuous valances wider than sizes shown above will have two or more sections spliced together with a keystone. Maximum width for spliced valances is 300¾".

^Keystones not available.

**NOTE:** For replacement valances see cornices and valances product information guide.

## Options

### How to Measure for Valance Returns

Window depths vary considerably depending on the age and style of the window. **Always** measure the window depth, regardless of the type of window treatment the client is considering. Knowing the depth when the order is placed can help prevent costly errors.

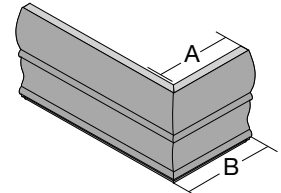
Please use our valance return cards to assist in correctly calculating valance return sizes.

To calculate the return width, use this formula:

(standard return width) minus (client window depth) = special return width to order for inside mount blind

#### REMEMBER:

- Smallest return width is  $\frac{1}{2}$ " (inside measurement), maximum return width is 8"
- Returns up to 1" (inside measurement) will be glued;  $1\frac{1}{16}$ " to  $4\frac{5}{16}$ " optional glued
- The width of a return and the width of a valance are measured on the inside (back side) of the valance, not the outside (face) of the valance (see diagram at right)
- Standard return size for  $2\frac{3}{16}$ " blinds—subtract  $\frac{3}{16}$ " prior to determining special return width
- Standard return size for  $2\frac{1}{2}$ " blinds—subtract  $\frac{3}{8}$ " prior to determining special return width



A: Inside Measurement  
B: Outside Measurement

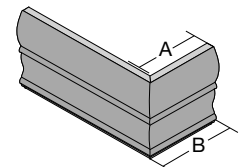
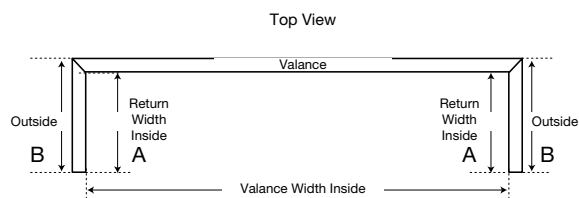
### How to Measure and Order Valances

If a valance is ordered, it is supplied in one of the following styles, depending on how your blind will be mounted. For a more custom look, the valance and returns may be special ordered to your measurements.

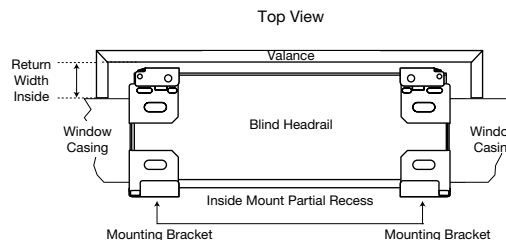
**NOTE:** Valances with returns are measured and cut from the **INSIDE** of the miter to ensure the most accurate fit when installed over the headrail or window frame.

#### Blinds ordered as an OUTSIDE MOUNT

with requested returns will be supplied with returns sized to cover the end of the blind back to the mounting surface. If projection brackets are requested when the blind is ordered, longer returns will be sent automatically. Outside mount blinds are available without returns upon request.



A: Inside Measurement  
B: Outside Measurement



**NOTE:** Minimum return width is  $\frac{1}{2}$ ", maximum return width is 8".

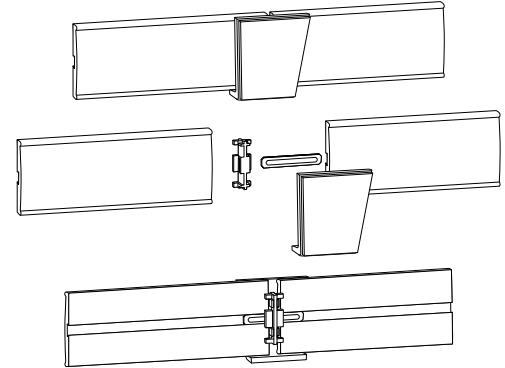
#### Additional Ordering Information:

- Please state at the time of order if the valance and return measurements are for the **EXACT** size required so that no additions or deductions are made
- Different return sizes can be ordered for the same valance; always provide **LEFT** return **INSIDE** measurement first when ordering
- Valance projection is different if the blind has a wand tilt or cord tilt; please refer to the previous specifications chart for more information
- Returns up to 1" will be glued;  $1\frac{1}{16}$ " to  $4\frac{5}{16}$ " optional glued;  $4\frac{11}{16}$ " and greater will not be glued
- Bay and corner blinds—must specify return width on inside mount at time of order
- Single side returns are available—opposite end will be cut straight

# Options

## Valance Keystone

- Decorative keystones are required on wood valances that require splicing
- Keystones will be equally spaced unless special splice locations are requested at time of order
- Optional keystones can be ordered with single piece valances, or in addition to required keystones at the time of order only
  - Minimum width with a keystone: 12"
  - Maximum number of keystones: 3
- Keystones will be stained or painted to match the valance ordered as standard; optional different color selection available
- Keystones not available on elite authentic hardwood, distressed wood, barnwood, in sandblast finish, composite, or faux wood valances
- Keystones cannot be ordered for existing valances, attachment will not work
- All inside mount applications will have a slight light gap at the top of valance when installed



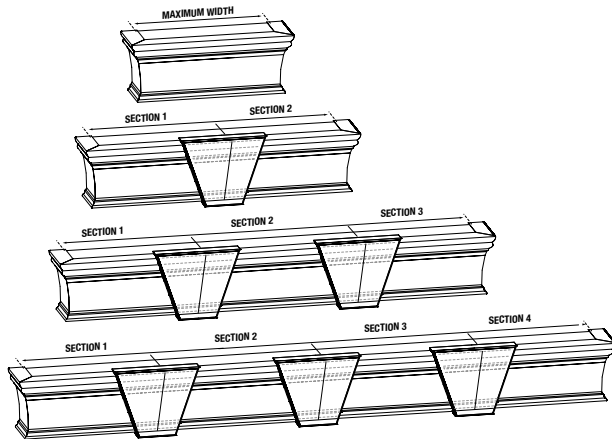
## Splicing Requirements

Profile	Number of Sections	Number of Keystones	No Returns		With Returns (inside dimensions)	
			Minimum (inches)	Maximum (inches)	Minimum (inches)	Maximum (inches)
2½" Classic Barnwood Valance*	1	0	8	100¼	8	98⅞
3" Classic Wood Valance	2	1	100⅞	200½	98⅞	198⅞
3½" Craftsman Wood Valance						
3½" Legacy Wood Valance	3	2	200⅞	300¼	198⅞	298⅞
4½" Symphony Wood Valance						

\*Keystones not available.

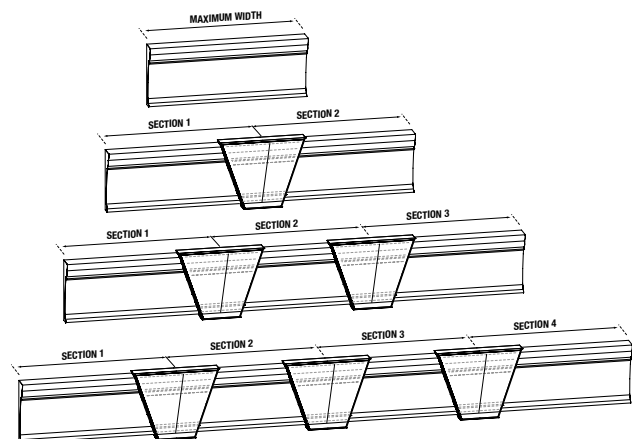
### Outside Mount

- Wood valances requiring a splice will include a keystone (see chart above for details)



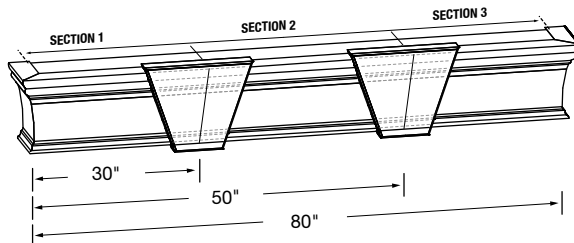
### Inside Mount

- Wood valances 100¼" or wider will require a keystone



## How to Measure a Special Splice Location

A keystone is supplied for valance widths that require a splice. Keystones will be equally spaced unless a special splice location is requested at time of order. The placement of the splice will be calculated by the factory using an **INSIDE** measurement from the mitered corner to the location specified on the order.



Each splice location should be recorded starting from the **LEFT BACKSIDE** corner.

These formulas are used to calculate BACKSIDE valance measurements.

Inside Mount with No Returns	Ordered width - ⅛"
Inside Mount with Returns	Ordered width + ¼"
Outside Mount with No Returns	Ordered width + ½"
Outside Mount with Returns	Ordered width + ¾"

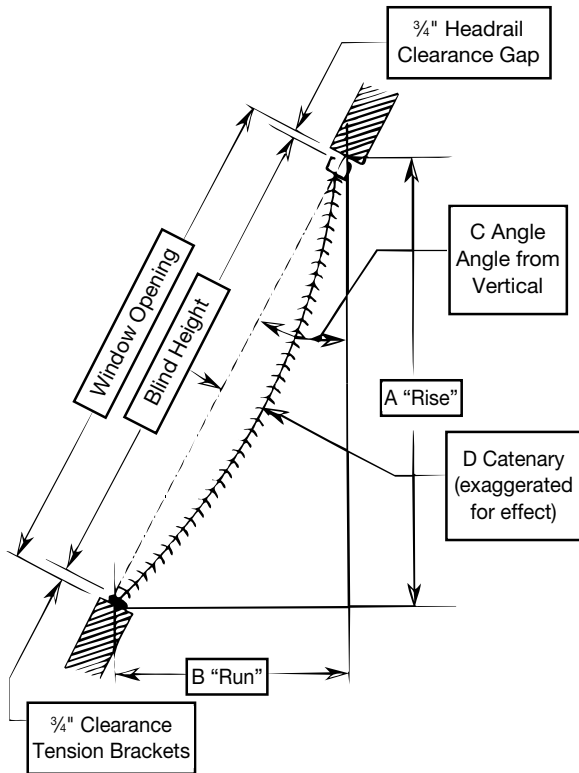
Example: Overall valance width = 80" backside measurement  
 First splice from left = 30" backside measurement  
 Second splice from left = 50" backside measurement

For surcharge, see price charts.

**NOTE:** All measurements need to be from BACKSIDE.

## Options

### Wood Specialty Shapes: Incline Wire Blinds



**NOTE:** Maximum degree from vertical is 45°.  
Blinds over 30° will have marginal tilt.  
Blinds over 40° will have marginal lowering.

- Blinds up to 60" will have 2 wires
- Blinds over 60" will have 4 wires

#### Options Available:

- Decorative tassels
- Ring tilt (2" only)
- Custom color
- High gloss finish
- Accent color

**NOTE:** Due to the nature of the elite process, specialty shapes require an extended lead time. Lead times vary depending on blind sizes and quantities.

#### Features

- For pricing, see price charts
- Cord, wand, and ring tilt options available
- Wand control is the universal joint attachment
- There is a turn buckle in the headrail for adjusting the tension in the wires
- At the bottomrail, there are sill plates that are used to attach the wires to the sill
- Color coordinated box style bracket

#### Incline (tension) Wire Blinds

- Rectangular blinds will tilt only; may be used in windows installed vertically to 45 degrees from vertically (maximum)
- Ideal for applications that require stabilized blinds, such as boats

- A. Rise—The vertical measurement from the top of a window to the RUN to form a 90 degree angle.
- B. Run—The horizontal measurement from the bottom of a window to the RISE to form a 90 degree angle.
- C. Angle—The degree the window is slanted perpendicular (at a right angle) to the floor.
- D. Catenary—The degree a blind may possibly bow. No measurement needed. Must give measurements for width and height. A and B are used to calculate the angle (must be less than 45°).

#### Measuring Information

Use regular measuring instructions; see measuring instructions tab. Available on elite wood blinds.

Size Considerations	Incline Wire (inches)	
Minimum Width	16	
Maximum Width	96	
Minimum Height	12	
Size Considerations	Blind Width (inches)	Maximum Height (inches)
Maximum Height	16 to 32	120
	32 1/4 to 57	108
	57 1/2 to 92	102
	92 1/2 to 96	90

Depth Requirements	2" (inches)	2 3/8" (inches)
Minimum	3/4	3/4
Flush with Casing	2 3/8	2 3/8

**NOTE:** Not available with cloth tapes, cordless lift, cut-outs, multiple blinds on one headrail, NoHoles™, or valances.  
Slat alignment cannot be guaranteed on side by side blinds.

# Options

## Wood Specialty Shapes: Angle Top or Bottom

### Features

- For pricing, see price charts
- Available in 2" and 2 3/8" slats
- Extruded aluminum headrail
  - 2 1/4" depth x 2" height

### Controls

- Cord, ring, and wand tilt options available
- Standard wood wand lengths are 12", 20", 30", 40", and 48"
- Polycarbonate wands available in lengths over 48"
- Universal joint attachments for wand control
- Wand and cord tilt controls will be approximately one third the length of the blind; controls on angle top or angle bottom blinds will be located on the short side of the blind
- Due to the angle of the headrail, blinds may not operate as smoothly as a standard blind
- Maximum angle is 45°
- Blinds have tilt function only

- Lightblocking headrail is not available
- See below for measuring guidelines
- Not available with cloth tapes, cordless lift, cut-outs, motorized tilt, NoHoles™, or unique finishes

Size Considerations	2" (inches)	2 3/8" (inches)
Minimum Width	15	15
Minimum Height*	12	12
Maximum Width	96	96
Maximum Height	120	120

\*Long side.

Depth Requirements	2" (inches)	2 3/8" (inches)
Minimum	3/4	3/4
Flush with Casing	3 5/8	3 5/8

### Mounting Options

- Blinds under 24" must use hold down brackets to ensure level installation

**NOTE:** Due to the nature of the elite process, specialty shapes require an extended lead time. Lead times vary depending on blind sizes and quantities.

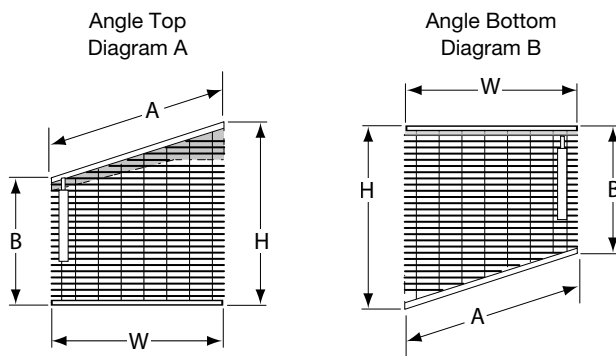
### Valance



5" Flat Valance

- Valance returns are not available

### Angle Top or Bottom: Measuring Guidelines



Refer to diagrams for illustrations of measurements to include when ordering an angle top or angle bottom blind.

W: Straight width  
B: Length of short side  
H: Length of long side  
A: Angle width

Also specify/include:

- Inside or outside mount

## Options

### Wood Specialty Shapes: Trapezoid, Triangle, and Octagon

#### Features

- For pricing, see price charts
- Available in 2" and 2½" slats
- Extruded aluminum headrail
  - 2¼" depth x 2" height

#### Controls

- Cord, ring, and wand tilt options available
- Standard wood wand lengths are 12", 20", 30", 40", and 48"
- Polycarbonate wands available in lengths over 48"
- Universal joint attachments for wand control
- Wand and cord tilt controls will be approximately one third the length of the blind
- Due to the angle of the headrail, blinds may not operate as smoothly as a standard blind
- Blinds have tilt function only

- Lightblocking headrail is not available
- See below for measuring guidelines
- Not available with cloth tapes, cordless lift, cut-outs, motorized tilt, NoHoles™, or unique finishes

Size Considerations	2" (inches)	2½" (inches)
Minimum Width**	15	15
Minimum Height	12	12
Maximum Width	96	96
Maximum Height	120	120

\*\*Octagon and trapezoid: 7½" exact minimum for top headrail.


Depth Requirements	2" (inches)	2½" (inches)
Minimum	2¼	2⅝
Flush with Casing	3⅝	3⅝

#### Mounting Options

- All shapes receive predrilled openings and fasteners for direct mounting
  - Inside mounts: predrilled openings are located on the underside of the headrail
  - Outside mounts: predrilled openings are located on the front and back face of the headrail

**NOTE:** Due to the nature of the elite process, specialty shapes require an extended lead time. Lead times vary depending on blind sizes and quantities.

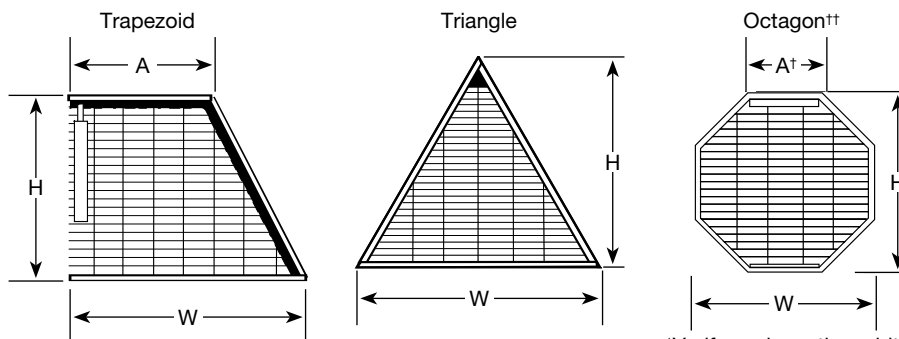
#### Valance



#### 5" Flat Valance

- Valance returns are not available

#### Trapezoid, Triangle, or Octagon: Measuring Guidelines



†Verify each section width.

††Depending on sizes, octagon may be framed on all sides. Contact customer service.

Refer to diagrams for illustrations of measurements to include when ordering a trapezoid, triangle, or octagon blind.

W: Bottom width

H: Length of long side

A: Top width

Also specify/include:

- Inside or outside mount
- Control location



# Options

## Wood Specialty Shapes: Arched Blinds

### Features

- For pricing, see price charts
- Available in 2" and 2 3/8" slats
- Extruded aluminum headrail
  - 2 1/4" depth x 2" height

### Controls

- Cord, ring, and wand tilt options available
- Standard wood wand lengths are 12", 20", 30", 40", and 48"
- Polycarbonate wands available in lengths over 48"
- Arched blinds will fully tilt but will not lift
- Universal joint attachments for wand control
- Wand and cord tilt controls will be approximately one third the length of the blind; controls on arched blinds will be located on the low side of the quarter arch
- Due to the angle of the headrail, blinds may not operate as smoothly as a standard blind
- Blinds have tilt function only

- Lightblocking headrail is not available
- See below for measuring guidelines
- Not available with cloth tapes, cordless lift, cut-outs, motorized tilt, NoHoles™, or unique finishes

	2" (inches)	2 3/8" (inches)
Minimum Arch Width: Full Arch	24	24
Minimum Arch Width: Quarter Arch	15	15
Minimum Arch Height: Full Arch	12	12
Minimum Arch Height: Quarter Arch	12	12
Maximum Arch Width	96	96
Maximum Height of Extended Arches, Quarter Arches	120	120

Depth Requirements	2" (inches)	2 3/8" (inches)
Minimum	2 1/4	2 3/8
Flush with Casing	3 1/8	3 3/8

### Mounting Options

- We recommend hold down brackets for quarter arches less than 24" in width to ensure level installation
- Arches will receive predrilled openings and fasteners
  - Inside mounts: predrilled openings are located on the underside of the headrail
  - Outside mounts: predrilled openings are located on the front and back face of the headrail

**NOTE:** Due to the nature of the elite process, specialty shapes require an extended lead time. Lead times vary depending on blind sizes and quantities.

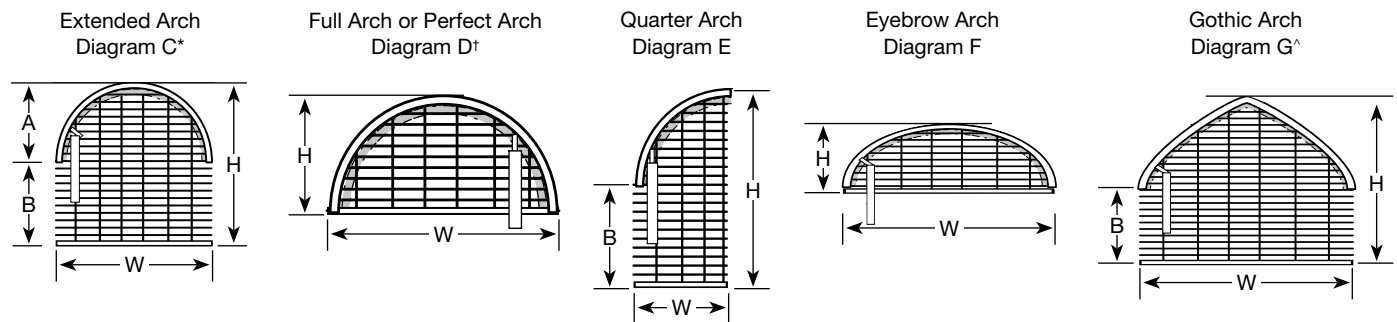
### Valance



5" Flat Valance

- Valance returns are not available

### Arched Blinds: Measuring Guidelines



Refer to diagrams for illustrations of measurements to include when ordering an arched blind.

W: Straight width

B\*: Length to springline (point where arch begins)

Template needs to extend 6" past the springline.

H\*: Overall height

A: Arch height

Also specify/include:

- Inside or outside mount
- Control location

\*A + B = H

†Perfect arch: height = 1/2 of width;

Perfect 1/4" = width and height are the same

^Customer must provide template

# Options

## Wood Specialty Shapes: Ovals and Circles

### Features

- For pricing, see price charts
- Available in 2" and 2 $\frac{3}{8}$ " slats
- Extruded aluminum headrail
  - 2 $\frac{1}{4}$ " depth x 2" height

### Controls

- Cord, ring, and wand tilt options available
- Standard wood wand lengths are 12", 20", 30", 40", and 48"
- Polycarbonate wands available in lengths over 48"
- Universal joint attachments for wand control
- Wand and cord tilt controls will be approximately one third the length of the blind
- Blinds have tilt function only

- Lightblocking headrail is not available
- See below for measuring guidelines
- Not available with cloth tapes, cordless lift, cut-outs, motorized tilt, NoHoles™, or unique finishes

Size Considerations	2" (inches)	2 $\frac{3}{8}$ " (inches)
Minimum Diameter Width or Height	24	24
Maximum Diameter Width or Height	72	72

Depth Requirements	2" (inches)	2 $\frac{3}{8}$ " (inches)
Minimum	2 $\frac{1}{4}$	2 $\frac{3}{8}$
Flush with Casing	3 $\frac{7}{8}$	3 $\frac{7}{8}$


### Mounting Options

- All shapes receive predrilled openings and fasteners for direct mounting
  - Inside mounts: predrilled openings are located on the underside of the headrail
  - Outside mounts: predrilled openings are located on the front and back face of the headrail

### NOTES:

1. For blinds less than 16 square feet, valance may appear disproportionate in scale.
2. Due to the nature of the elite process, specialty shapes require an extended lead time. Lead times vary depending on blind sizes and quantities.

### Valance



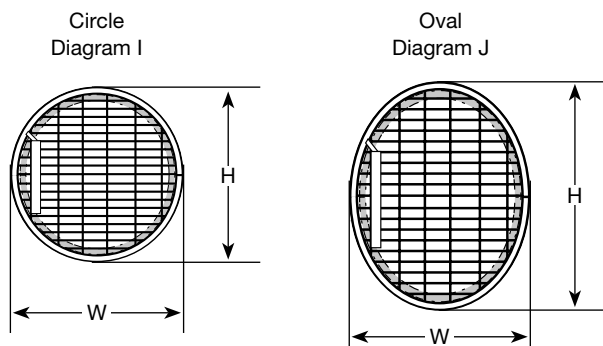
#### 5" Flat Valance

- Valance returns are not available

### NOTES:

1. Maximum spacing between ladders is 24".
2. Standard control positions: lift right/tilt left.
3. Maximum slat width is 96". Wider blinds must be multiple blinds on one headrail.
4. 7" to 8 $\frac{5}{16}$ " not available with cloth tapes.
5. Cloth tape ladder quantity is the same as number of ladders listed above.

### Circles and Ovals: Measuring Guidelines



Refer to diagrams for illustrations of measurements to include when ordering a circle or oval blind.

W and H: Provide width and height.

Template required if width and height are not the same.

Also specify/include:

- Inside or outside mount
- Control location

## Options

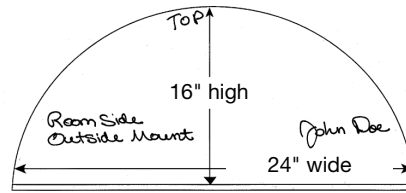
### Making a Template for Specialty Blinds

1. Tape butcher paper, kraft, or construction paper over the window opening allowing plenty of overlap.
2. Being careful not to press against the template paper while tracing, draw an exact outline of the window opening. Pressing on the template paper may distort the paper and cause the wrong size to be made.
3. Remove the paper from the window opening. If the shade is an outside mount, add the desired amount of overlap to the window outline and draw a second outline around it to match the shape of the finished shade. Be sure to erase the inside line.
4. Mark the dimensions on the template. Check that the template dimensions match your measurements of the actual window opening.

**NOTE:** Make sure the template is of the window opening, not the glass only measurement.

5. Cut the shape from the paper.
6. PLACE THE TEMPLATE BACK INTO THE WINDOW OPENING TO CHECK FOR PROPER FIT COMPLETELY AROUND.
7. Indicate on the template
  - “Room side” and “top” on the template
  - Purchase order number
  - Customer’s name
  - Your store name and account number
8. Roll up template and place in a mailing tube. DO NOT FOLD TEMPLATE.

**NOTE:** Template of arch top plus 6" beyond springline (point where arch begins). Required for elongated arch.



**NOTE:** This is just a sample for illustration purposes only—other information may be needed for your order.

Mail to: Springs Window Fashions, LLC  
1500 Sycamore Road-G5  
Montoursville, PA 17754  
ATTN: Specialty Dept.

**NOTE:** When mailing, make sure to get a tracking number and note your return address on the mailing tube.

#### ACCEPTABLE MATERIALS FOR MAKING TEMPLATES:

- Kraft paper
- Butcher paper
- Construction paper

#### WE WILL NOT ACCEPT TEMPLATES MADE FROM THE FOLLOWING MATERIALS:

- Newspaper
- Plastic
- Wax paper
- Fabric
- Tissue paper
- Roofing paper
- Existing arch shades
- Wrapping paper
- Cardboard
- Poster board

**NOTE:** If the material used to make a template stretches, tears easily, will not lay flat, or will mark the fabric—IT WILL NOT BE USED.

### Using the Graber® Template Service

To use the template service:

1. Select template service when entering your order online.
2. Use the template worksheet (located on [graberdirect.com](http://graberdirect.com)) to determine what measurements you need to supply for each shape.
3. Enter the lettered measurements using line item comments.

For surcharge, see price charts.

How to measure for the template service:

- Measure the interior of the specialty application to the nearest 1/8" using a metal tape measure
- Document each measurement as outlined in “Wood Specialty Shapes: Arched Blinds” section
- Not available with gothic arch

## General Information

**Slat Count Table: 1" Wood Blinds**

Number of Slats	1" Wood Blinds		Number of Slats	1" Wood Blinds	
	Finished Blind Height (inches)	Finished Stack Height (inches)		Finished Blind Height (inches)	Finished Stack Height (inches)
11	12	3 $\frac{3}{4}$	76	66 $\frac{5}{16}$	
12	12	4 $\frac{1}{16}$	77	67 $\frac{3}{16}$	
13	12 $\frac{15}{16}$		78	68	
14	13 $\frac{13}{16}$		79	68 $\frac{7}{8}$	
15	14 $\frac{5}{8}$		80	69 $\frac{11}{16}$	13 $\frac{15}{16}$
16	15 $\frac{1}{2}$		81	70 $\frac{9}{16}$	
17	16 $\frac{3}{8}$		82	71 $\frac{3}{8}$	
18	17 $\frac{1}{16}$		83	72 $\frac{1}{4}$	
19	18 $\frac{1}{16}$		84	73 $\frac{1}{8}$	
20	18 $\frac{5}{8}$	5 $\frac{1}{4}$	85	73 $\frac{15}{16}$	
21	19 $\frac{3}{4}$		86	74 $\frac{13}{16}$	
22	20 $\frac{9}{16}$		87	75 $\frac{5}{8}$	
23	21 $\frac{1}{16}$		88	76 $\frac{1}{2}$	
24	22 $\frac{1}{4}$		89	77 $\frac{1}{16}$	
25	23 $\frac{3}{8}$		90	78 $\frac{3}{16}$	15 $\frac{5}{8}$
26	24		91	79	
27	24 $\frac{13}{16}$		92	79 $\frac{7}{8}$	
28	25 $\frac{11}{16}$		93	80 $\frac{3}{4}$	
29	26 $\frac{1}{2}$		94	81 $\frac{1}{16}$	
30	27 $\frac{7}{8}$	6 $\frac{11}{16}$	95	82 $\frac{2}{16}$	
31	28 $\frac{3}{16}$		96	83 $\frac{1}{4}$	
32	29 $\frac{1}{16}$		97	84 $\frac{5}{8}$	
33	29 $\frac{5}{8}$		98	84 $\frac{15}{16}$	
34	30 $\frac{3}{4}$		99	85 $\frac{13}{16}$	
35	31 $\frac{1}{8}$		100	86 $\frac{5}{8}$	16 $\frac{7}{8}$
36	32 $\frac{2}{16}$		101	87 $\frac{1}{2}$	
37	33 $\frac{3}{16}$		102	88 $\frac{3}{8}$	
38	34 $\frac{1}{8}$		103	89 $\frac{3}{16}$	
39	35		104	90 $\frac{1}{16}$	
40	35 $\frac{13}{16}$	8 $\frac{5}{8}$	105	90 $\frac{5}{8}$	
41	36 $\frac{11}{16}$		106	91 $\frac{3}{4}$	
42	37 $\frac{1}{2}$		107	92 $\frac{2}{16}$	
43	38 $\frac{3}{8}$		108	93 $\frac{1}{16}$	
44	39 $\frac{1}{16}$		109	94 $\frac{1}{4}$	
45	40 $\frac{1}{16}$		110	95 $\frac{1}{8}$	18 $\frac{1}{4}$
46	40 $\frac{15}{16}$		111	95 $\frac{15}{16}$	
47	41 $\frac{3}{4}$		112	96 $\frac{13}{16}$	
48	42 $\frac{5}{8}$		113	97 $\frac{11}{16}$	
49	43 $\frac{1}{16}$		114	98 $\frac{1}{2}$	
50	44 $\frac{3}{16}$	9 $\frac{9}{16}$	115	99 $\frac{3}{8}$	
51	45 $\frac{1}{8}$		116	100 $\frac{3}{16}$	
52	46		117	101 $\frac{1}{16}$	
53	46 $\frac{13}{16}$		118	101 $\frac{5}{8}$	
54	47 $\frac{11}{16}$		119	102 $\frac{3}{4}$	
55	48 $\frac{9}{16}$		120	103 $\frac{9}{16}$	19 $\frac{3}{4}$
56	49 $\frac{5}{8}$		121	104 $\frac{7}{16}$	
57	50 $\frac{1}{4}$		122	105 $\frac{5}{16}$	
58	51 $\frac{1}{16}$		123	106 $\frac{1}{8}$	
59	51 $\frac{15}{16}$		124	107	
60	52 $\frac{3}{4}$	11	125	107 $\frac{13}{16}$	
61	53 $\frac{5}{8}$		126	108 $\frac{11}{16}$	
62	54 $\frac{1}{16}$		127	109 $\frac{1}{2}$	
63	55 $\frac{5}{16}$		128	110 $\frac{3}{8}$	
64	56 $\frac{3}{16}$		129	111 $\frac{1}{4}$	
65	57		130	112 $\frac{1}{16}$	21 $\frac{1}{16}$
66	57 $\frac{7}{8}$		131	112 $\frac{15}{16}$	
67	58 $\frac{11}{16}$		132	113 $\frac{3}{4}$	
68	59 $\frac{9}{16}$		133	114 $\frac{1}{8}$	
69	60 $\frac{3}{8}$		134	115 $\frac{7}{16}$	
70	61 $\frac{1}{4}$	12 $\frac{1}{2}$	135	116 $\frac{5}{16}$	
71	62 $\frac{1}{16}$		136	117 $\frac{1}{8}$	
72	62 $\frac{15}{16}$		137	118	
73	63 $\frac{13}{16}$		138	118 $\frac{13}{16}$	
74	64 $\frac{5}{8}$		139	119 $\frac{11}{16}$	
75	65 $\frac{1}{2}$		140	120 $\frac{1}{2}$	22 $\frac{5}{8}$

**NOTE:** Finished height includes headrail and bottomrail.

## General Information

**Slat Count Table: 2" Wood Blinds**

Number of Slat	2" Wood and Elite Wood Blinds and NoHoles™		2" Wood and Elite Wood Blinds with Cordless Lift		Number of Slat	2" Wood and Elite Wood Blinds and NoHoles		2" Wood and Elite Wood Blinds with Cordless Lift	
	Finished Blind Height (inches)	Finished Stack Height (inches)	Finished Blind Height (inches)	Finished Stack Height (inches)		Finished Blind Height (inches)	Finished Stack Height (inches)	Finished Blind Height (inches)	Finished Stack Height (inches)
7	12	4 <sup>3</sup> / <sub>8</sub>	12	4 <sup>3</sup> / <sub>8</sub>	39	67 <sup>7</sup> / <sub>8</sub>		68 <sup>1</sup> / <sub>8</sub>	
8	13 <sup>1</sup> / <sub>8</sub>		14 <sup>1</sup> / <sub>8</sub>		40	69 <sup>1</sup> / <sub>4</sub>	9 <sup>3</sup> / <sub>8</sub>	69 <sup>3</sup> / <sub>4</sub>	10 <sup>1</sup> / <sub>8</sub>
9	15 <sup>5</sup> / <sub>8</sub>		16 <sup>1</sup> / <sub>8</sub>		41	71		71 <sup>1</sup> / <sub>2</sub>	
10	17 <sup>5</sup> / <sub>8</sub>	4 <sup>7</sup> / <sub>8</sub>	17 <sup>1</sup> / <sub>8</sub>	5 <sup>3</sup> / <sub>8</sub>	42	72 <sup>3</sup> / <sub>4</sub>		73 <sup>3</sup> / <sub>4</sub>	
11	19 <sup>1</sup> / <sub>8</sub>		19 <sup>5</sup> / <sub>8</sub>		43	74 <sup>7</sup> / <sub>8</sub>		74 <sup>1</sup> / <sub>2</sub>	
12	20 <sup>3</sup> / <sub>4</sub>		21 <sup>1</sup> / <sub>4</sub>		44	76 <sup>3</sup> / <sub>8</sub>		76 <sup>1</sup> / <sub>8</sub>	
13	22 <sup>1</sup> / <sub>2</sub>		23		45	77 <sup>1</sup> / <sub>8</sub>		78 <sup>7</sup> / <sub>8</sub>	
14	24 <sup>1</sup> / <sub>4</sub>		24 <sup>3</sup> / <sub>4</sub>		46	79 <sup>1</sup> / <sub>8</sub>		80 <sup>3</sup> / <sub>8</sub>	
15	25 <sup>5</sup> / <sub>8</sub>		26 <sup>7</sup> / <sub>8</sub>		47	81 <sup>3</sup> / <sub>8</sub>		81 <sup>7</sup> / <sub>8</sub>	
16	27 <sup>1</sup> / <sub>8</sub>		28 <sup>3</sup> / <sub>8</sub>		48	83 <sup>3</sup> / <sub>8</sub>		83 <sup>5</sup> / <sub>8</sub>	11 <sup>7</sup> / <sub>8</sub>
17	29 <sup>7</sup> / <sub>8</sub>		29 <sup>5</sup> / <sub>8</sub>		49	84 <sup>7</sup> / <sub>8</sub>		85 <sup>5</sup> / <sub>8</sub>	
18	31 <sup>3</sup> / <sub>8</sub>		31 <sup>1</sup> / <sub>8</sub>		50	86 <sup>3</sup> / <sub>8</sub>	11 <sup>1</sup> / <sub>4</sub>	86	
19	32 <sup>7</sup> / <sub>8</sub>		33 <sup>3</sup> / <sub>8</sub>		51	88 <sup>3</sup> / <sub>8</sub>			
20	34 <sup>3</sup> / <sub>8</sub>	6 <sup>1</sup> / <sub>2</sub>	35 <sup>3</sup> / <sub>8</sub>	7	52	90 <sup>1</sup> / <sub>8</sub>			
21	36 <sup>3</sup> / <sub>8</sub>		36 <sup>7</sup> / <sub>8</sub>		53	91 <sup>1</sup> / <sub>8</sub>			
22	38 <sup>1</sup> / <sub>8</sub>		38 <sup>5</sup> / <sub>8</sub>		54	93 <sup>1</sup> / <sub>2</sub>			
23	39 <sup>5</sup> / <sub>8</sub>		40 <sup>5</sup> / <sub>8</sub>		55	95 <sup>1</sup> / <sub>4</sub>			
24	41 <sup>1</sup> / <sub>8</sub>		42 <sup>1</sup> / <sub>8</sub>		56	97			
25	43 <sup>3</sup> / <sub>8</sub>		43 <sup>1</sup> / <sub>8</sub>		57	98 <sup>1</sup> / <sub>8</sub>			
26	45		45 <sup>1</sup> / <sub>2</sub>		58	100 <sup>1</sup> / <sub>8</sub>			
27	46 <sup>3</sup> / <sub>4</sub>		47 <sup>1</sup> / <sub>4</sub>		59	102 <sup>3</sup> / <sub>8</sub>			
28	48 <sup>1</sup> / <sub>2</sub>		49		60	103 <sup>3</sup> / <sub>8</sub>	12 <sup>1</sup> / <sub>8</sub>		
29	50 <sup>3</sup> / <sub>8</sub>		50 <sup>1</sup> / <sub>8</sub>		61	105 <sup>3</sup> / <sub>8</sub>			
30	51 <sup>5</sup> / <sub>8</sub>	8 <sup>1</sup> / <sub>8</sub>	52 <sup>7</sup> / <sub>8</sub>	8 <sup>3</sup> / <sub>8</sub>	62	107 <sup>3</sup> / <sub>8</sub>			
31	53 <sup>1</sup> / <sub>8</sub>		54 <sup>3</sup> / <sub>8</sub>		63	109 <sup>3</sup> / <sub>8</sub>			
32	55 <sup>7</sup> / <sub>8</sub>		55 <sup>1</sup> / <sub>8</sub>		64	110 <sup>1</sup> / <sub>8</sub>			
33	57 <sup>1</sup> / <sub>8</sub>		57 <sup>5</sup> / <sub>8</sub>		65	112 <sup>3</sup> / <sub>8</sub>			
34	58 <sup>5</sup> / <sub>8</sub>		59 <sup>3</sup> / <sub>8</sub>		66	114 <sup>3</sup> / <sub>8</sub>			
35	60 <sup>3</sup> / <sub>8</sub>		61 <sup>1</sup> / <sub>8</sub>		67	116			
36	62 <sup>5</sup> / <sub>8</sub>		62 <sup>1</sup> / <sub>8</sub>		68	117 <sup>3</sup> / <sub>4</sub>			
37	64 <sup>1</sup> / <sub>8</sub>		64 <sup>5</sup> / <sub>8</sub>		69	119 <sup>1</sup> / <sub>2</sub>	14 <sup>1</sup> / <sub>4</sub>		
38	65 <sup>5</sup> / <sub>8</sub>		66 <sup>3</sup> / <sub>8</sub>		70	120			

**NOTE:** Finished height includes headrail and bottomrail. Excludes specialty shapes.

## General Information

**Slat Count Table: 2 $\frac{3}{8}$ " Wood Blinds**

Number of Slat	2 $\frac{3}{8}$ " Wood and Elite Wood Blinds and NoHoles™		2 $\frac{3}{8}$ " Wood and Elite Wood Blinds with Cordless Lift		Number of Slat	2 $\frac{3}{8}$ " Wood and Elite Wood Blinds and NoHoles		2 $\frac{3}{8}$ " Wood and Elite Wood Blinds with Cordless Lift	
	Finished Blind Height (inches)	Finished Stack Height (inches)	Finished Blind Height (inches)	Finished Stack Height (inches)		Finished Blind Height (inches)	Finished Stack Height (inches)	Finished Blind Height (inches)	Finished Stack Height (inches)
6			12	4 $\frac{15}{16}$	32	67 $\frac{1}{8}$		67 $\frac{3}{4}$	
7	12	4 $\frac{3}{8}$	14 $\frac{3}{8}$		33	69 $\frac{1}{4}$		69 $\frac{5}{8}$	
8	16 $\frac{1}{16}$		16 $\frac{3}{4}$		34	71 $\frac{1}{8}$		72	
9	18 $\frac{3}{16}$		18 $\frac{7}{8}$		35	73 $\frac{1}{2}$		74 $\frac{1}{8}$	
10	20 $\frac{5}{16}$	4 $\frac{7}{8}$	21	5 $\frac{5}{16}$	36	75 $\frac{5}{8}$		76 $\frac{1}{4}$	
11	22 $\frac{7}{16}$		23 $\frac{1}{8}$		37	77 $\frac{3}{4}$		78 $\frac{3}{8}$	
12	24 $\frac{9}{16}$		25 $\frac{1}{4}$		38	79 $\frac{5}{8}$		80 $\frac{1}{2}$	
13	26 $\frac{11}{16}$		27 $\frac{3}{8}$		39	82		82 $\frac{5}{8}$	
14	28 $\frac{13}{16}$		29 $\frac{1}{2}$		40	84 $\frac{1}{8}$	9 $\frac{5}{8}$	84 $\frac{3}{4}$	10 $\frac{5}{16}$
15	30 $\frac{15}{16}$		31 $\frac{5}{8}$		41	86 $\frac{1}{4}$		86	
16	33 $\frac{1}{8}$		33 $\frac{3}{4}$		42	88 $\frac{3}{8}$			
17	35 $\frac{1}{4}$		35 $\frac{7}{8}$		43	90 $\frac{1}{2}$			
18	37 $\frac{3}{8}$		38		44	92 $\frac{5}{8}$			
19	39 $\frac{1}{2}$		40 $\frac{1}{8}$		45	94 $\frac{3}{4}$			
20	41 $\frac{5}{8}$	6 $\frac{1}{2}$	42 $\frac{1}{4}$	7 $\frac{1}{8}$	46	96 $\frac{7}{8}$			
21	43 $\frac{3}{4}$		44 $\frac{3}{8}$		47	99			
22	45 $\frac{7}{8}$		46 $\frac{1}{2}$		48	101 $\frac{1}{8}$			
23	48		48 $\frac{3}{8}$		49	103 $\frac{1}{4}$			
24	50 $\frac{1}{8}$		50 $\frac{3}{4}$		50	105 $\frac{3}{8}$	11 $\frac{1}{4}$		
25	52 $\frac{1}{4}$		52 $\frac{7}{8}$		51	107 $\frac{1}{2}$			
26	54 $\frac{3}{8}$		55		52	109 $\frac{5}{8}$			
27	56 $\frac{1}{2}$		57 $\frac{1}{8}$		53	111 $\frac{3}{4}$			
28	58 $\frac{3}{4}$		59 $\frac{1}{4}$		54	113 $\frac{5}{8}$			
29	60 $\frac{1}{2}$		61 $\frac{1}{8}$		55	116			
30	62 $\frac{3}{4}$	8 $\frac{1}{16}$	63 $\frac{1}{2}$	8 $\frac{3}{4}$	56	118 $\frac{1}{8}$	12 $\frac{3}{16}$		
31	65		65 $\frac{5}{8}$		57	120			

**NOTE:** Finished height includes headrail and bottomrail. Excludes specialty shapes.

## General Information

**Slat Count Table: 2" Composite, Premium Faux Wood, and Faux Wood Blinds**

Number of Slats	2" Composite Blinds and NoHoles™		2" Premium Faux Wood and Faux Wood Blinds and NoHoles		2" Composite, Premium Faux Wood, and Faux Wood Blinds with Cordless Lift		Number of Slats	2" Composite Blinds and NoHoles		2" Premium Faux Wood and Faux Wood Blinds and NoHoles		2" Composite, Premium Faux Wood, and Faux Wood Blinds with Cordless Lift	
	Finished Blind Height (inches)	Finished Stack Height (inches)	Finished Blind Height (inches)	Finished Stack Height (inches)	Finished Blind Height (inches)	Finished Stack Height (inches)		Finished Blind Height (inches)	Finished Stack Height (inches)	Finished Blind Height (inches)	Finished Stack Height (inches)	Finished Blind Height (inches)	Finished Stack Height (inches)
5	12	4¼	12	4¼	12	4¾	37	67¾		67¾		66¾	
6	13⅓		13⅓		12½		38	69¼		69¼		68½	
7	15⅙		15⅙		14⅙		39	71		71		69¾	
8	17⅙		17⅙		16⅙		40	72¾	9⅙	72¾	9⅙	71½	10⅙
9	19⅙		19⅙		17⅓		41	74⅙		74⅙		72	
10	20¾	5⅙	20¾	5⅙	19⅙	5⅙	42	76⅙		76⅙			
11	22½		22½		21¼		43	77⅙		77⅙			
12	24¼		24¼		23		44	79⅙		79⅙			
13	25⅙		25⅙		24¾		45	81⅙		81⅙			
14	27⅙		27⅙		26⅙		46	83⅙		83⅙			
15	29⅙		29⅙		28⅙		47	84⅙		84⅙			
16	31⅙		31⅙		29⅙		48	86⅙		86⅙			
17	32⅙		32⅙		31⅙		49	88⅙		88⅙			
18	34⅙		34⅙		33⅙		50	90⅙	11⅙	90⅙	11⅙		
19	36⅙		36⅙		35⅙		51	91⅙		91⅙			
20	38⅙	6⅙	38⅙	6⅙	36⅙	7	52	93½		93½			
21	39⅙		39⅙		38⅙		53	95¼		95¼			
22	41⅙		41⅙		40⅙		54	97		97			
23	43⅙		43⅙		42⅙		55	98⅙		98⅙			
24	45		45		43⅙		56	100⅙		100⅙			
25	46¾		46¾		45½		57	102⅙		102⅙			
26	48½		48½		47¼		58	103⅙		103⅙			
27	50⅙		50⅙		49		59	105⅙		105⅙			
28	51⅙		51⅙		50⅙		60	107⅙	13	107⅙	13		
29	53⅙		53⅙		52⅙		61	109⅙		109⅙			
30	55⅙	8¼	55⅙	8¼	54⅙	8⅙	62	110⅙		110⅙			
31	57⅙		57⅙		55⅙		63	112⅙		112⅙			
32	58⅙		58⅙		57⅙		64	114⅙		114⅙			
33	60⅙		60⅙		59⅙		65	116		116			
34	62⅙		62⅙		61⅙		66	117¼		117¼			
35	64⅙		64⅙		62⅙		67	119½		119½			
36	65⅙		65⅙		64⅙		68	121¼	14¼	121¼	14¼		

**NOTE:** Finished height includes headrail and bottomrail.



## General Information

**Slat Count Table: 2½" Composite, Premium Faux Wood, and Faux Wood Blinds**

Number of Slats	2½" Composite Blinds and NoHoles™		2½" Premium Faux Wood and Faux Wood Blinds and NoHoles		2½" Composite, Premium Faux Wood, and Faux Wood Blinds with Cordless Lift		Number of Slats	2½" Composite Blinds and NoHoles		2½" Premium Faux Wood and Faux Wood Blinds and NoHoles		2½" Composite, Premium Faux Wood, and Faux Wood Blinds with Cordless Lift	
	Finished Blind Height (inches)	Finished Stack Height (inches)	Finished Blind Height (inches)	Finished Stack Height (inches)	Finished Blind Height (inches)	Finished Stack Height (inches)		Finished Blind Height (inches)	Finished Stack Height (inches)	Finished Blind Height (inches)	Finished Stack Height (inches)	Finished Blind Height (inches)	Finished Stack Height (inches)
5	12	4¼	12	4¼	12	4¾	31	69⅞		69⅞		67¾	
6	16⅜		16⅜		14⅝		32	71½		71½		69⅞	
7	18⅝		18⅝		16¾		33	73⅞		73⅞		72	
8	20⅞		20⅞		18⅞		34	75¾		75¾			
9	22⅞		22⅞		21		35	77⅞		77⅞			
10	24⅞	5⅞	24⅞	5⅞	23⅞	5⅞	36	80		80			
11	26⅞		26⅞		25¾		37	82⅞		82⅞			
12	28⅞		28⅞		27⅞		38	84¾		84¾			
13	31⅞		31⅞		29½		39	86⅞		86⅞			
14	33⅞		33⅞		31⅞		40	88½	9⅞	88½	9⅞		
15	35⅞		35⅞		33¾		41	90⅞		90⅞			
16	37⅞		37⅞		35⅞		42	92¾		92¾			
17	39⅞		39⅞		38		43	94⅞		94⅞			
18	41⅞		41⅞		40⅞		44	97		97			
19	43⅞		43⅞		42¾		45	99⅞		99⅞			
20	46	6⅞	46	6⅞	44⅞	7⅞	46	101¼		101¼			
21	48⅞		48⅞		46½		47	103⅞		103⅞			
22	50¾		50¾		48⅞		48	105½		105½			
23	52⅞		52⅞		50¾		49	107⅞		107⅞			
24	54½		54½		52⅞		50	109¾	11⅞	109¾	11⅞		
25	56⅞		56⅞		55		51	111⅞		111⅞			
26	58¾		58¾		57⅞		52	114		114			
27	60⅞		60⅞		59¾		53	116⅞		116⅞			
28	63		63		61⅞		54	118¾		118¾			
29	65⅞		65⅞		63½		55	120⅞	12⅞	120⅞	12⅞		
30	67¼	8¼	67¼	8¼	65⅞	8¼							

**NOTE:** Finished height includes headrail and bottomrail.

# General Information

## Slat Route and Ladder Count Charts

Take any inside mount deductions before determining ladder quantity (inside mount— $\frac{1}{2}$ "; outside mount—no deduction).

Blinds with two lift cords will have two clear plastic cord stop beads located approximately 2" below the headrail. Cords will continue down, each ending in a tassel. Blinds with three or more lift cords will have the cords joined together with a tassel approximately 2" below the headrail. Two individual cords will continue down, each ending in a tassel.

### Traditions® 1" Wood Blinds

#### For Standard or Reverse Controls

Finished Blind Width (inches)	Slat End Route (inches)	# of Ladders	# of Lifts	# of Center Brackets
7 to $8\frac{15}{16}$	$1\frac{3}{4}$	2	2	0
9 to $13\frac{3}{4}$	$3\frac{3}{4}$	2	2	0
$13\frac{13}{16}$ to $20\frac{3}{4}$	4	2	2	0
$20\frac{13}{16}$ to 35	6	2	2	0
$35\frac{1}{16}$ to 58	6	3	2	1 over 48" FBW
$58\frac{1}{16}$ to 81	6	4	4	2 over 78" FBW
$81\frac{1}{16}$ to 96	6	5	4	2

#### For Same Side Controls

$13\frac{13}{16}$ to $20\frac{3}{4}$	$4\frac{7}{8}$	As stated above		
$20\frac{13}{16}$ to 96	6	As stated above		

#### NOTES:

- Maximum spacing between ladders is 23".
- Standard control positions: lift right/tilt left.
- Maximum slat width is 96". Wider blinds must be multiple blinds on one headrail.

### Traditions 2" and $2\frac{3}{8}$ " Wood Blinds

#### For Standard or Reverse Controls

Finished Blind Width (inches)	Slat End Route (inches)	# of Ladders	# of Lifts	NoHoles™ # of Cords	# of Center Brackets
7 to $8\frac{15}{16}$	$1\frac{3}{8}$	2	2	4	0
9 to $11\frac{15}{16}$	$2\frac{3}{8}$	2	2	4	0
12 to 24	4	2	2	4	0
$24\frac{1}{16}$ to 36	6	2	2	4	0
$36\frac{1}{16}$ to 60	6	3	2	3	1 over 48" FBW
$60\frac{1}{16}$ to 84	6	4	4	4	2 over 72" FBW
$84\frac{1}{16}$ to 96	6	5	4	4	2

#### For Same Side Controls

$16\frac{1}{16}$ to 96	6	As stated above			
------------------------	---	-----------------	--	--	--

#### NOTES:

- Maximum spacing between ladders is 24".
- Standard control positions: lift right/tilt left.
- Maximum slat width is 96". Wider blinds must be multiple blinds on one headrail.
- $7"$  to  $8\frac{15}{16}"$  not available with cloth tapes.
- Cloth tape ladder quantity is the same as number of ladders listed above.

### Traditions 2" and $2\frac{3}{8}$ " Wood Blinds with Cordless Lift

#### For Standard or Reverse Controls

Finished Blind Width (inches)	Slat End Route (inches)	# of Ladders	# of Lifts	# of Center Brackets
12 to 24	4	2	2	0
$24\frac{1}{16}$ to $36\frac{1}{2}$	$6\frac{1}{2}$	2	2	0
$36\frac{1}{16}$ to 50	$6\frac{1}{2}$	3	2	1 over 48" FBW
$50\frac{1}{16}$ to 60	$6\frac{1}{2}$	3	3	1
$60\frac{1}{16}$ to 84	$6\frac{1}{2}$	4	4	2 over 72" FBW

#### NOTES:

- Maximum spacing between ladders is  $23\frac{1}{2}"$ .
- Standard control positions: tilt left; tilt right is optional.
- Maximum slat width is 84". Wider blinds must be multiple blinds on one headrail.

## General Information

### Slat Route and Ladder Count Charts

Take any inside mount deductions before determining ladder quantity (inside mount— $\frac{1}{2}$ "; outside mount—no deduction). Excludes specialty shapes.

Blinds with two lift cords will have two clear plastic cord stop beads located approximately 2" below the headrail. Cords will continue down, each ending in a tassel. Blinds with three or more lift cords will have the cords joined together with a tassel approximately 2" below the headrail. Two individual cords will continue down, each ending in a tassel.

#### 2" and 2 $\frac{3}{8}$ " Elite Wood Blinds

##### For Standard or Reverse Controls

Finished Blind Width (inches)	Slat End Route (inches)	# of Ladders	# of Lifts	NoHoles™ # of Cords	# of Center Brackets
7 to 8 $\frac{15}{16}$	1 $\frac{3}{8}$	2	2	4	0
9 to 11 $\frac{15}{16}$	2 $\frac{3}{8}$	2	2	4	0
12 to 24	4	2	2	4	0
24 $\frac{1}{16}$ to 36	6	2	2	4	0
36 $\frac{1}{16}$ to 60	6	3	2	3	1 over 48" FBW
60 $\frac{1}{16}$ to 84	6	4	4	4	2 over 72" FBW
84 $\frac{1}{16}$ to 96	6	5	4	4	2

##### For Same Side Controls

16 $\frac{1}{16}$ to 96	6	As stated above			
-------------------------	---	-----------------	--	--	--

##### NOTES:

- Maximum spacing between ladders is 24".
- Standard control positions: lift right/tilt left.
- Maximum slat width is 96". Wider blinds must be multiple blinds on one headrail.
- 7" to 8 $\frac{15}{16}$ " not available with cloth tapes.
- Cloth tape ladder quantity is the same as number of ladders listed above.

#### 2" and 2 $\frac{3}{8}$ " Elite Wood Blinds with Cordless Lift

##### For Standard or Reverse Controls

Finished Blind Width (inches)	Slat End Route (inches)	# of Ladders	# of Lifts	# of Center Brackets
12 to 24	4	2	2	0
24 $\frac{1}{16}$ to 36 $\frac{1}{2}$	6 $\frac{1}{2}$	2	2	0
36 $\frac{3}{16}$ to 50	6 $\frac{1}{2}$	3	2	1 over 48" FBW
50 $\frac{1}{16}$ to 60	6 $\frac{1}{2}$	3	3	1
60 $\frac{1}{16}$ to 84	6 $\frac{1}{2}$	4	4	2 over 72" FBW

##### NOTES:

- Maximum spacing between ladders is 23 $\frac{1}{2}$ ".
- Standard control positions: tilt left; tilt right is optional.
- Maximum slat width is 84". Wider blinds must be multiple blinds on one headrail.

## General Information

### Slat Route and Ladder Count Charts

Take any inside mount deductions before determining ladder quantity (inside mount— $\frac{1}{2}$ "; outside mount—no deduction).

Blinds with two lift cords will have two clear plastic cord stop beads located approximately 2" below the headrail. Cords will continue down, each ending in a tassel. Blinds with three or more lift cords will have the cords joined together with a tassel approximately 2" below the headrail. Two individual cords will continue down, each ending in a tassel.

### Traditions® 2" and 2½" Composite Blinds

#### For Standard or Reverse Controls

Finished Blind Width (inches)	Slat End Route (inches)	# of Ladders	# of Lifts	NoHoles™ # of Cords	# of Center Brackets
7 to 8½ $\frac{1}{16}$	1½	2	2	4	0
9 to 11½ $\frac{1}{16}$	2½	2	2	4	0
12 to 22	4	2	2	4	0
22½ $\frac{1}{16}$ to 38	5	3	2	3	0
38½ $\frac{1}{16}$ to 52	5	4	4	4	1 over 48" FBW
52½ $\frac{1}{16}$ to 66	5	5	3	4	1
66½ $\frac{1}{16}$ to 80	5	6	4	4	2 over 72" FBW
80½ $\frac{1}{16}$ to 94	5	7	4	5	2
94½ $\frac{1}{16}$ to 96	5	8	4	6	2

#### For Same Side Controls

Finished Blind Width (inches)	Slat End Route (inches)	# of Ladders	# of Lifts	NoHoles # of Cords	# of Center Brackets
6½ $\frac{1}{16}$ to 26	6	2	2	4	0
26½ $\frac{1}{16}$ to 40	6	3	2	3	0
40½ $\frac{1}{16}$ to 54	6	4	4	4	1 over 48" FBW
54½ $\frac{1}{16}$ to 68	6	5	3	4	1
68½ $\frac{1}{16}$ to 80	6	6	4	4	2 over 72" FBW
80½ $\frac{1}{16}$ to 94	6	7	4	5	2
94½ $\frac{1}{16}$ to 96	6	8	4	6	2

#### NOTES:

- Maximum spacing between ladders is 14".
- Standard control positions: lift right/tilt left.
- Maximum slat width is 96". Wider blinds must be multiple blinds on one headrail.
- 7" to 8½ $\frac{1}{16}$ " not available with cloth tapes.
- Cloth tape ladder quantity is the same as number of ladders listed above.

### Traditions 2" and 2½" Composite Blinds with Cordless Lift

#### For Standard or Reverse Controls

Finished Blind Width (inches)	Slat End Route (inches)	# of Ladders	# of Lifts	# of Center Brackets
12 to 22	4	2	2	0
22½ $\frac{1}{16}$ to 38	5	3	3	0
38½ $\frac{1}{16}$ to 52	5	4	4	1 over 48" FBW
52½ $\frac{1}{16}$ to 66	5	5	5	1

#### NOTES:

- Maximum spacing between ladders is 14".
- Standard control positions: tilt left; tilt right is optional.
- Maximum slat width is 66". Wider blinds must be multiple blinds on one headrail.

## General Information

### Slat Route and Ladder Count Charts

Take any inside mount deductions before determining ladder quantity (inside mount— $\frac{1}{2}$ "; outside mount—no deduction).

Blinds with two lift cords will have two clear plastic cord stop beads located approximately 2" below the headrail. Cords will continue down, each ending in a tassel. Blinds with three or more lift cords will have the cords joined together with a tassel approximately 2" below the headrail. Two individual cords will continue down, each ending in a tassel.

#### Lake Forest® 2" and 2½" Premium Faux Wood and Faux Wood Blinds

For Standard or Reverse Controls

Finished Blind Width (inches)	Slat End Route (inches)	# of Ladders	# of Lifts	NoHoles™ # of Cords	# of Center Brackets
7 to 8 $\frac{15}{16}$	1 $\frac{3}{8}$	2	2	4	0
9 to 11 $\frac{15}{16}$	2 $\frac{3}{8}$	2	2	4	0
12 to 19	4	2	2	4	0
19 $\frac{1}{16}$ to 30	4	3	2	3	0
30 $\frac{1}{16}$ to 41	4	4	4	4	0
41 $\frac{1}{16}$ to 52	4	5	3	4	1 over 48" FBW
52 $\frac{1}{16}$ to 63	4	6	4	4	1
63 $\frac{1}{16}$ to 74	4	7	4	5	1
74 $\frac{1}{16}$ to 85	4	8	4	6	2
85 $\frac{1}{16}$ to 96	4	9	4	5	2

#### NOTES:

1. Maximum spacing between ladders is 11".
2. Standard control positions: lift right/tilt left.
3. Maximum slat width is 96". Wider blinds must be multiple blinds on one headrail.
4. 7" to 8 $\frac{15}{16}$ " not available with cloth tapes.
5. Cloth tape ladder quantity is the same as number of ladders listed above.

#### Lake Forest 2" and 2½" Premium Faux Wood and Faux Wood Blinds with Cordless Lift

For Standard or Reverse Controls

Finished Blind Width (inches)	Slat End Route (inches)	# of Ladders	# of Lifts	# of Center Brackets
12 to 19	4	2	2	0
19 $\frac{1}{16}$ to 30	4	3	2	0
30 $\frac{1}{16}$ to 41	4	4	4	0
41 $\frac{1}{16}$ to 52	4	5	3	1 over 48" FBW
52 $\frac{1}{16}$ to 63	4	6	6	1

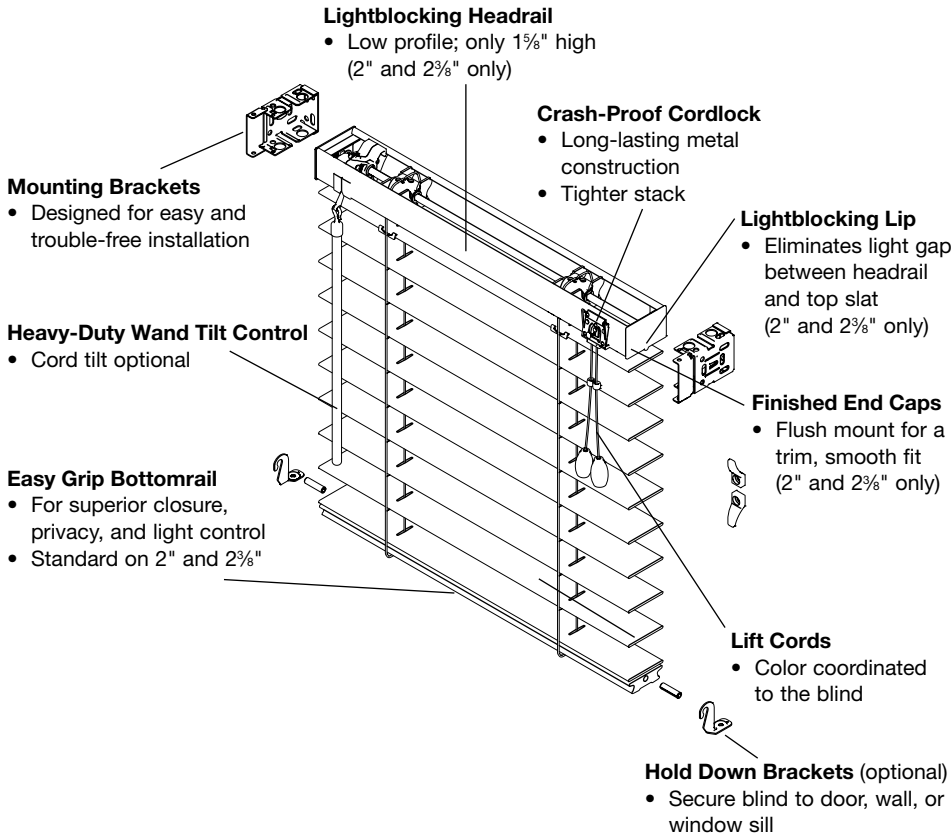
#### NOTES:

1. Maximum spacing between ladders is 11".
2. Standard control positions: tilt left; tilt right is optional.
3. Maximum slat width is 63". Wider blinds must be multiple blinds on one headrail.

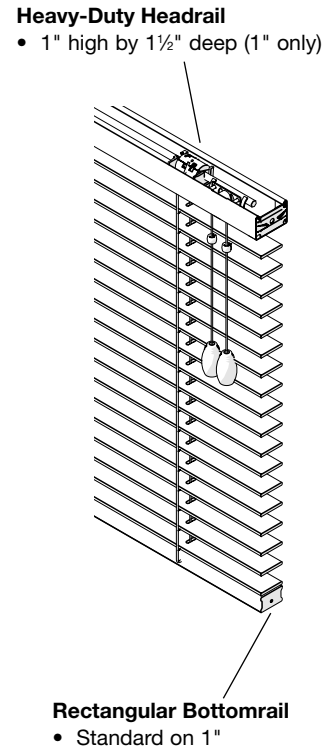
# General Information

## Traditions® 1", 2", and 2⅜" Wood and 2" and 2⅜" Elite Wood Blinds Product Detail

### 2" and 2⅜" Blinds




### 1" Blind

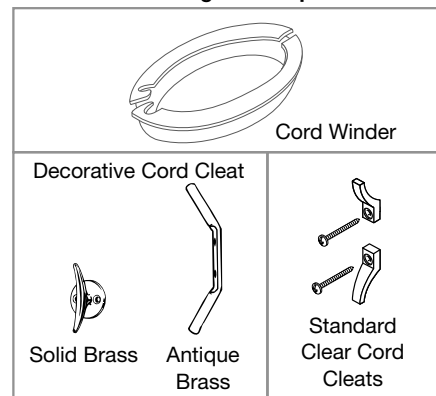


### NoHoles™

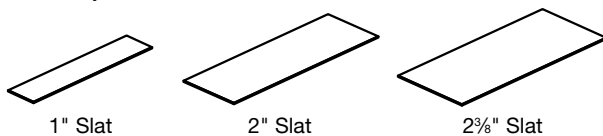
- Available with 2" and 2⅜"



### Cord Management Options

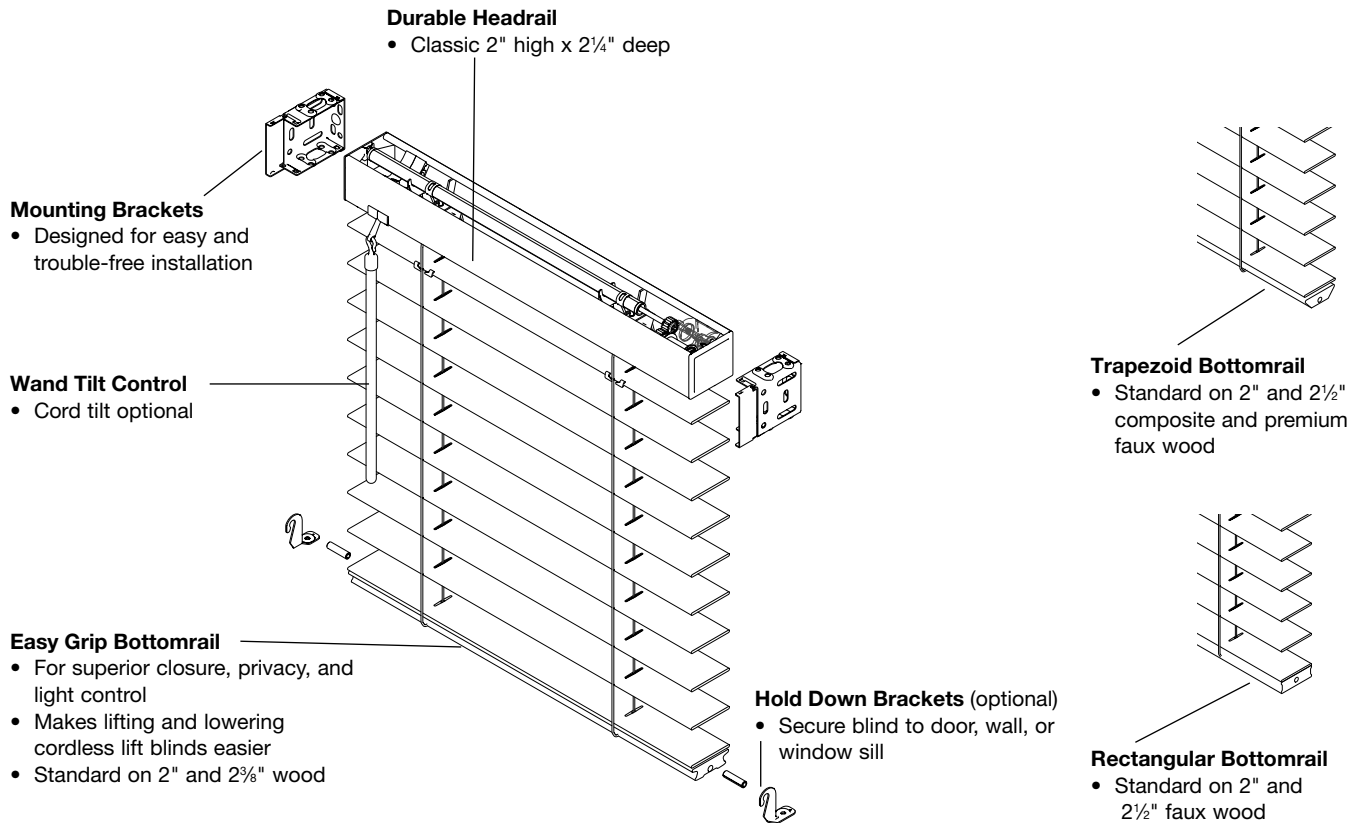


### Slat Comparison



## General Information

### Cordless Lift Blinds Product Detail: Wood, Composite, and Faux Wood

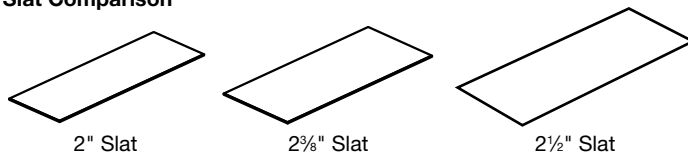


Pair cordless lift with wand tilt for a blind that eliminates operating cords and is safer for homes with children and pets, or pair it with cord tilt for fast, simple control.

To lower blind, simply pull down on the bottomrail. To raise the blind, simply guide the blind into the desired location by gently lifting the bottomrail.

Not available with sky pole option.

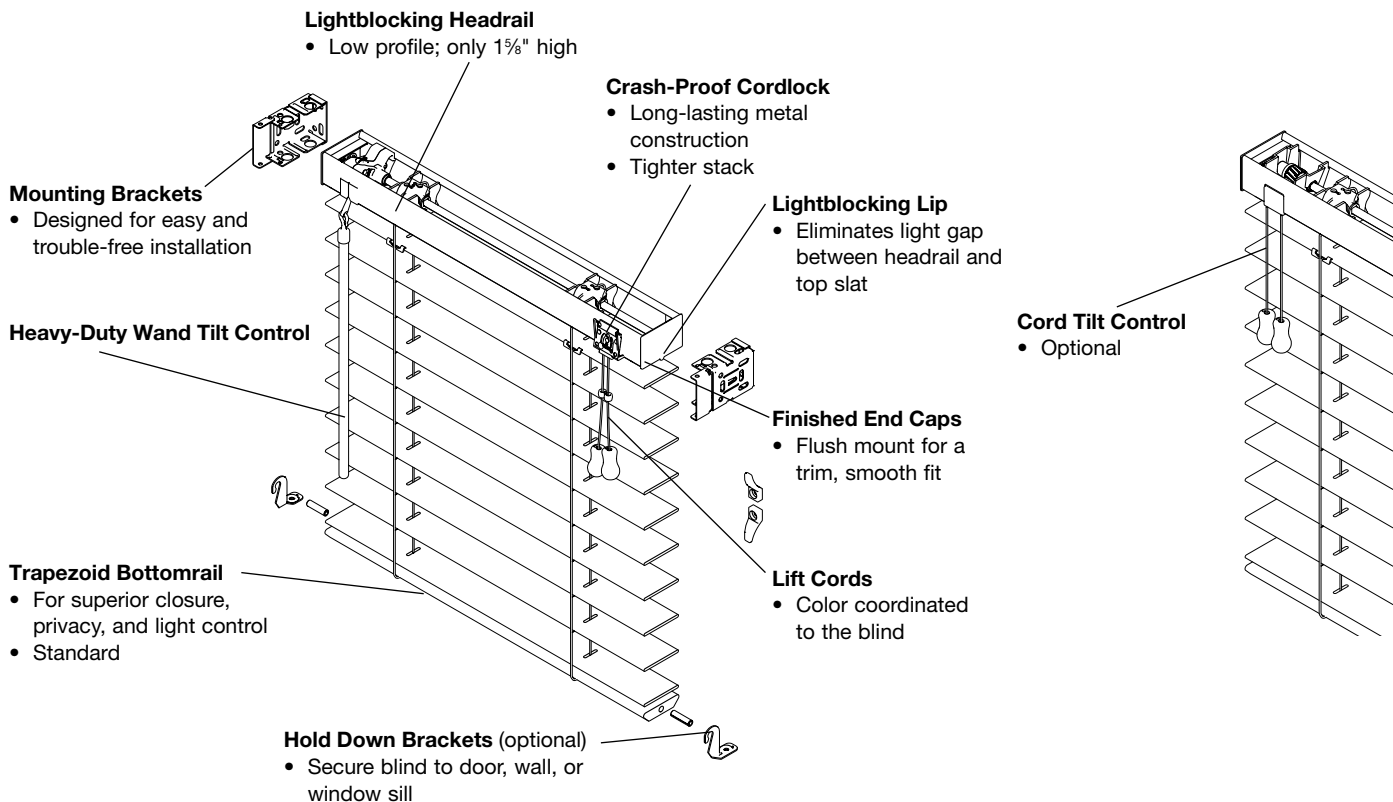
#### Slat Comparison



# General Information


## Traditions® 2" and 2½" Composite Blinds Product Detail

### 2" Slat Shown



### NoHoles™

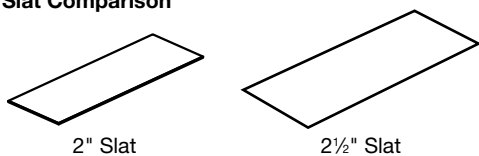
- Available with 2" and 2½"



NoHoles

With Route Holes

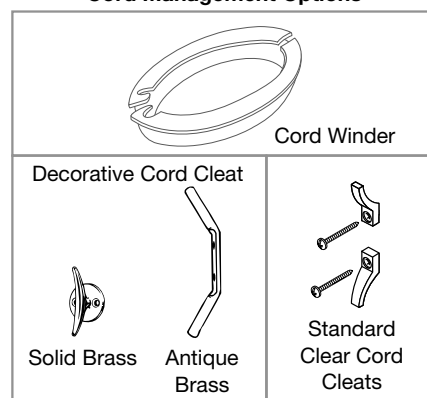
### Slat Comparison



2" Slat

2½" Slat

### Cord Management Options

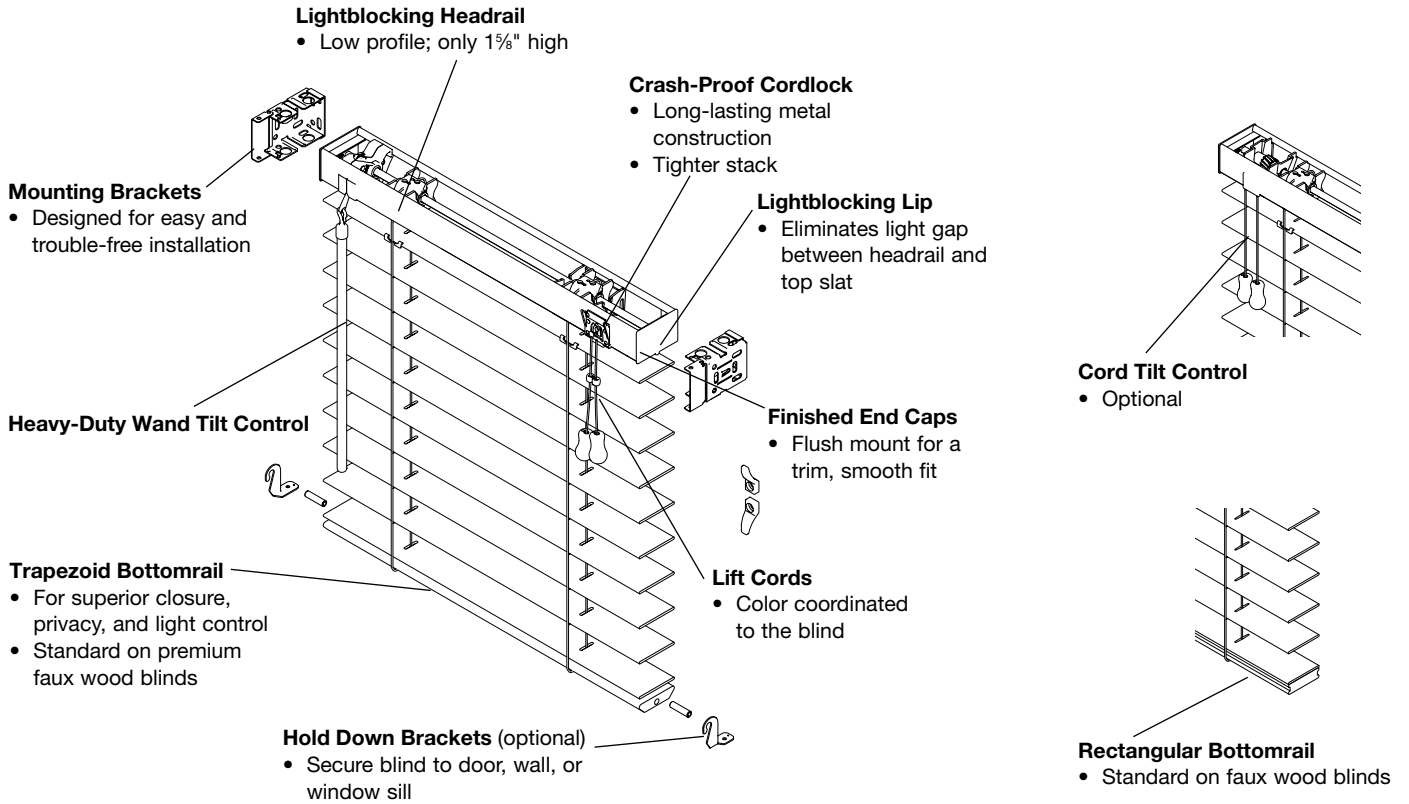




# General Information


## Lake Forest® 2" and 2½" Premium Faux Wood and Faux Wood Blinds Product Detail

### 2" Slat Shown




### NoHoles™

- Available with 2" and 2½"

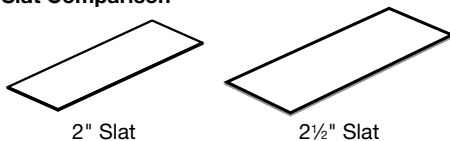


NoHoles

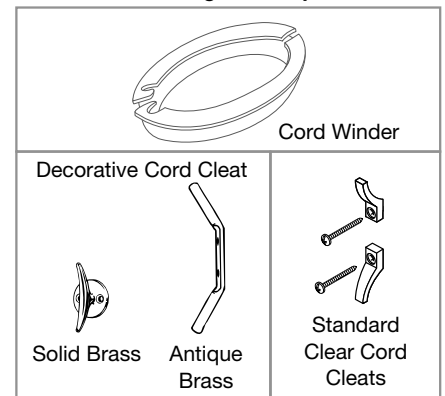


With Route Holes

### Slat Comparison



### Cord Management Options




# Wood Vertical Blinds

## Features



- Available in all Graber® Traditions® wood paints and stains
- Custom color available
- G-71 headrail features the patented pantograph traversing system to assure proportional spacing of vanes
- Unique design features multiple hinges on each vane to ensure they hang straight—without warping or twisting
- One-way or split stack available

## Size Considerations

Blind Type				
	Width		Height	
	Minimum Blind (exact) (inches)	Maximum Blind (inches)	Minimum Blind (inches)	Maximum Blind (inches)
	Elite Wood Vertical Blinds	9	144*	6

\*Blinds over 96" wide: must be a split stack due to the weight of wood vane.

## Depth Requirements for Inside Mount

Blind Type	Headrail Dimensions (inches)		Partially recessed headrail in window casing/ molding		Fully recessed headrail in window casing/ molding	Depth Needed for Flush Mount Vane (inches)	Depth Needed for Flush Mount Valance (inches)
		Minimum Depth Mount (inches)	Flush with Casing (inches)				
Elite Wood Vertical Blinds	1 5/8 x 1 15/16	2 3/8	3	3 3/4	4 5/8		

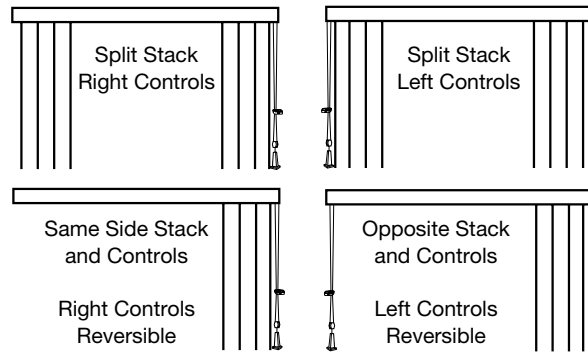
# Wood Vertical Blinds

## Options: Cord and Chain Control



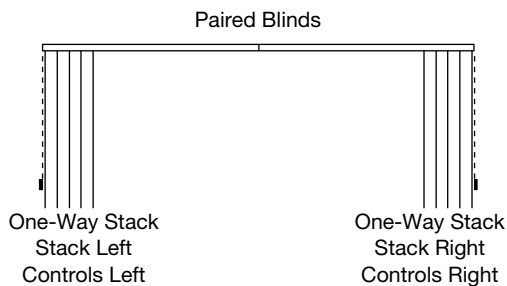
- Cord and chain control standard

Opening	Standard Controls	Optional Controls
Split Stack	Right	Left
One-Way Stack Right	Right	Left
One-Way Stack Left	Left	Right
Opposite Stack and Control	Left stack/right control	Right stack/left control



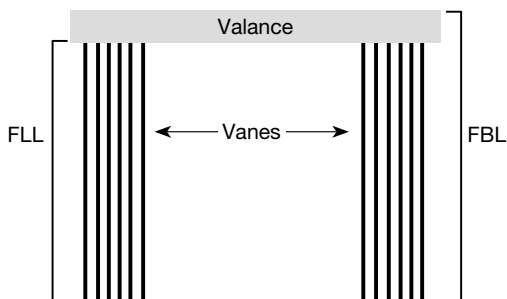
Chain and traversing cord must be at the same end of the track.

## Paired Blinds



- **Price as two separate blinds**
- The appearance of a split stack blind can be achieved by pairing two individual one-way stack blinds; the center opening point can be either on center or off center
- Paired blinds can also be used when the required width is larger than the maximum width available for a single blind
- Specify paired blinds on your order
- Control locations must be same as stack
- Cut-outs not available
- Warranty will be voided if one-way stack is wider than 96"
- Available with one-way cord and chain only

## Replacement Vane Ordering



FLL = Finished vane length/height—the measurement from the top of the vane to the bottom of the vane. This measurement is approximately 2¼" less than the FBL.

FBL = Finished blind length/height—the measurement from the top of the headrail to the bottom of the vane.

- **For surcharge, see price charts**


How to Measure a Replacement Existing Vane, No Changes

- Measure the vane(s) from tip to tip to determine the exact length/height (FLL)
- Finished vane length (FLL) is measured from top of metal vane clip to the bottom of the vane
- No additional deductions will be taken by manufacturing; vanes will be manufactured to the exact size provided
- Submit the measurement as exact height

How to Measure a Replacement Existing Vane, Changing the Height of the Vanes

- Measure from top of mounted headrail to bottom of location to be covered
- Record this measurement; this is the finished blind length/height (FBL)
- Manufacturing will take appropriate deduction so vanes will cover desired area

**NOTE:** When ordering replacement vanes only, hinge direction must be indicated (up or down).



# Wood Vertical Blinds

## Stacking Chart and How to Measure for an Uncovered Window

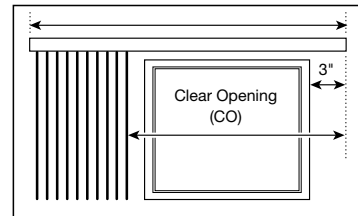
Vertical Vane Stacking Chart				
Number of Vanes	One-Way		Split-Stack	
	CO (inches)	FBW (inches)	CO (inches)	FBW (inches)
3	7 $\frac{1}{8}$	10 $\frac{1}{2}$		
4	9 $\frac{1}{4}$	13 $\frac{5}{8}$	7 $\frac{1}{8}$	13 $\frac{1}{4}$
5	12 $\frac{3}{8}$	16 $\frac{3}{4}$		
6	15 $\frac{1}{8}$	19 $\frac{1}{8}$	13 $\frac{1}{8}$	19 $\frac{1}{2}$
7	17 $\frac{1}{4}$	23		
8	20 $\frac{3}{8}$	26 $\frac{1}{8}$	18 $\frac{3}{8}$	25 $\frac{1}{4}$
9	23	29 $\frac{1}{4}$		
10	25 $\frac{1}{8}$	32 $\frac{1}{8}$	23 $\frac{1}{8}$	32
11	28 $\frac{1}{4}$	35 $\frac{1}{2}$		
12	30 $\frac{3}{8}$	38 $\frac{3}{8}$	29	38 $\frac{1}{4}$
13	33 $\frac{1}{2}$	41 $\frac{1}{4}$		
14	36 $\frac{1}{8}$	44 $\frac{1}{8}$	34 $\frac{1}{4}$	44 $\frac{1}{2}$
15	38 $\frac{3}{4}$	48		
16	41 $\frac{1}{8}$	51 $\frac{1}{8}$	39 $\frac{1}{2}$	50 $\frac{1}{4}$
17	44	54 $\frac{1}{4}$		
18	46 $\frac{3}{8}$	57 $\frac{3}{8}$	44 $\frac{3}{4}$	57
19	49 $\frac{1}{4}$	60 $\frac{1}{2}$		
20	51 $\frac{1}{8}$	63 $\frac{3}{8}$	50	63 $\frac{1}{4}$
21	54 $\frac{1}{2}$	66 $\frac{3}{4}$		
22	57 $\frac{1}{4}$	69 $\frac{1}{8}$	55 $\frac{1}{4}$	69 $\frac{1}{2}$
23	59 $\frac{3}{8}$	73		
24	62 $\frac{1}{2}$	76 $\frac{1}{8}$	60 $\frac{1}{2}$	75 $\frac{3}{4}$
25	65 $\frac{1}{8}$	79 $\frac{1}{4}$		
26	67 $\frac{3}{4}$	82 $\frac{3}{8}$	65 $\frac{1}{4}$	82
27	70 $\frac{3}{8}$	85 $\frac{1}{2}$		
28	73	88 $\frac{3}{8}$	71 $\frac{1}{8}$	88 $\frac{1}{4}$
29	75 $\frac{5}{8}$	91 $\frac{3}{4}$		
30	78 $\frac{1}{4}$	94 $\frac{7}{8}$	76 $\frac{1}{8}$	94 $\frac{1}{2}$
31	80 $\frac{7}{8}$	98		
32	83 $\frac{1}{2}$	101 $\frac{1}{8}$	81 $\frac{1}{2}$	100 $\frac{3}{4}$
33	86 $\frac{1}{8}$	104 $\frac{1}{4}$		
34	88 $\frac{3}{4}$	107 $\frac{3}{8}$	86 $\frac{1}{8}$	107
35	91 $\frac{1}{8}$	110 $\frac{1}{2}$		
36	94	113 $\frac{3}{8}$	92 $\frac{1}{8}$	113 $\frac{1}{4}$
37	96 $\frac{3}{8}$	116 $\frac{1}{4}$		
38	99 $\frac{1}{4}$	119 $\frac{1}{8}$	97 $\frac{1}{8}$	119 $\frac{1}{2}$
39	101 $\frac{1}{8}$	123		
40	104 $\frac{3}{8}$	126 $\frac{1}{8}$	102 $\frac{3}{8}$	125 $\frac{3}{4}$
41	107 $\frac{1}{4}$	129 $\frac{1}{4}$		
42	109 $\frac{3}{8}$	132 $\frac{3}{8}$	107 $\frac{3}{8}$	132
43	112 $\frac{1}{2}$	135 $\frac{1}{2}$		
44	115 $\frac{1}{8}$	138 $\frac{3}{8}$	113 $\frac{1}{8}$	138 $\frac{1}{4}$
45	117 $\frac{3}{4}$	141 $\frac{1}{4}$		
46	119 $\frac{1}{2}$	144	117 $\frac{1}{8}$	144

1. Determine the clear opening width for one-way stack or split stack (see diagrams)—the additional 3" shown for privacy is recommended if ordering one-way stack.
2. Match the clear opening width dimension found under CO column. For even spacing, round up width measurement to the next size in the stack chart. Split stack will have even numbers of vanes.
3. Order the corresponding dimension found in the FBW (finished blind width) column.

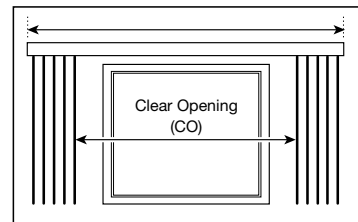
**EXAMPLE:** One-way stack if determined width for clear opening window view is 54 $\frac{1}{2}$ ", order width needed to provide full unobstructed view is 66 $\frac{3}{4}$ ".

**NOTE:** For one-way stack blinds add an additional 3" to the clear opening before calculating the finished blind width.

One-Way Stack Finished Blind Width (FBW)



Split-Stack  
(recommended for balanced appearance)  
finished blind width (FBW)

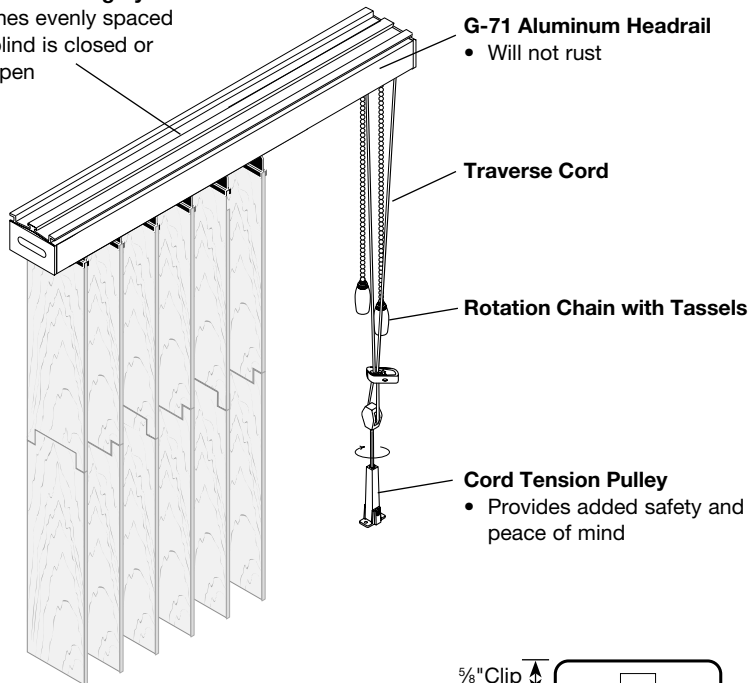


# Wood Vertical Blinds

## Product Detail

### Pantograph Traversing System

- Keeps vanes evenly spaced whether blind is closed or partially open



**G-71 Aluminum Headrail**  
• Will not rust

**Traverse Cord**

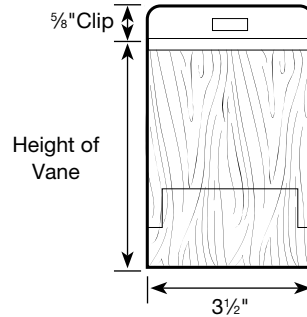
**Rotation Chain with Tassels**

**Cord Tension Pulley**  
• Provides added safety and peace of mind



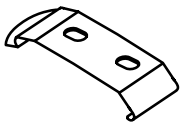
### Vertical Vane Splice

- See chart for splices vs. height of vane

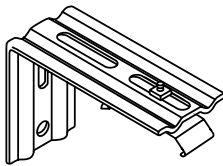


Height of Vanes without Metal Clip (inches)	Number of Splices Per Vane
0 to 24	0
24 <sup>1</sup> / <sub>16</sub> to 47 <sup>1</sup> / <sub>16</sub>	1
47 <sup>1</sup> / <sub>16</sub> to 70 <sup>1</sup> / <sub>2</sub>	2
70 <sup>1</sup> / <sub>16</sub> to 93 <sup>1</sup> / <sub>4</sub>	3
93 <sup>13</sup> / <sub>16</sub> to 117	4

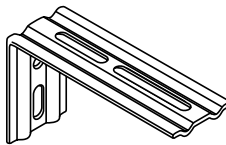
### Installation Hardware for Wood Vertical Blinds



Track Clip for Inside or Ceiling Mount



Angle Bracket for Outside or Wall Mount



Optional 4" Angle Bracket

**NOTE:** Must be requested at time of order.

Mount	Standard/Optional	Hardware
Inside	Standard	Track clip
Outside	Standard	3 <sup>1</sup> / <sub>4</sub> " angle bracket with track clip
	Optional	4" angle bracket with track clip

# GRABER®

Graber is a brand of Springs Window Fashions, the Best Experience Company

Graber and the Graber logo are registered trademarks of Springs Window Fashions, LLC.

10009-110 (11/19)|S19-19704

# GRABER.

## Grabers Traditions® Wood, Elite Wood, Composite, and Lake Forest® Faux Wood Blinds Designer US Price List — Effective June 2022

### Price Group A: Traditions® 1" (2.6 cm) Wood Blinds

	Width up to inches (cm) →																
Height up to inches (cm) ↓	12 (30.5)	24 (61)	32 (81.3)	36 (91.5)	42 (106.7)	48 (122)	54 (137.2)	60 (152.4)	66 (167.7)	72 (182.9)	78 (198.2)	84 (213.4)	90 (228.6)	96 (243.9)	106 (269.3)	116 (294.7)	120 (304.8)
30 (76.2)	205	183	222	259	283	305	346	402	419	432	521	552	591	620	683	746	810
36 (91.5)	233	210	248	288	314	341	397	459	477	492	593	618	657	692	761	831	903
42 (106.7)	254	232	276	317	349	376	442	509	522	551	645	697	744	780	860	942	1024
48 (122)	276	252	302	347	381	419	485	558	591	620	716	782	835	879	972	1063	1155
54 (137.2)	301	279	331	375	423	459	538	604	657	697	802	864	921	968	1070	1171	1271
60 (152.4)	329	304	356	408	454	498	590	656	716	757	869	940	1003	1054	1165	1272	1382
66 (167.7)	353	332	383	436	485	548	643	720	783	833	948	1022	1128	1186	1309	1432	1556
72 (182.9)	381	359	408	471	530	593	698	784	831	882	1007	1087	1167	1223	1352	1479	1608
78 (198.2)	396	372	423	483	543	617	717	806	856	942	1075	1167	1245	1307	1444	1575	1710
84 (213.4)	423	400	446	511	583	658	757	824	920	1018	1148	1244	1331	1397	1542	1685	1830
90 (228.6)	452	430	476	546	618	698	800	869	976	1072	1208	1325	1415	1486	1642	1797	1952
96 (243.9)	470	445	492	560	645	728	839	927	1048	1143	1296	1403	1500	1578	1741	1903	2068
102 (259.1)	486	467	520	593	684	779	896	985	1104	1218	1374	1486	1595	1675	1850	2026	2202
108 (274.4)	511	490	541	621	719	816	937	1031	1165	1278	1437	1558	1672	1757	1941	2124	2309
114 (289.6)	532	510	567	657	759	860	986	1092	1221	1350	1524	1642	1762	1844	2035	2227	2418
120 (304.8)	560	538	592	684	790	903	1032	1125	1284	1407	1587	1720	1842	1936	2135	2335	2533

### Add Surcharge to Blind Price

Legacy Valance	6	6	9	11	13	16	20	22	25	27	29	32	34	35	38	42	45
Multiple Blinds on One Headrail (no charge to right of heavy line)	44																
Symphony Valance	9	9	11	17	20	25	27	29	32	35	39	42	43	47	51	57	61

NOTE: Due to weight limitations, blinds to right of heavy line will be manufactured as multiple blinds on one headrail.

NOTE: Single blinds over 43 square feet (3.99 square meters) will be heavy and difficult to lift and may have light gaps toward the bottom of the blind.

### 1" (2.6 cm) Paint Colors

Angora	0052	Base White	0051	Dovetail	0839
Antique White	0026	Dover White	0683	Snowflake	0603

### 1" (2.6 cm) Stain Colors

Allspice	0821	Natural	0007	Walnut	0012
Golden Oak	0030	Roasted Chestnut	0849	Wheat	0710
Honey Maple	0013	Saddle Brown	0694		

NOTE: Color of wood may vary slightly due to the natural characteristics of wood.

## Price Group B: Traditions® 2" (5.1 cm) Wood Blinds

	Width up to inches (cm) →																
Height up to inches (cm) ↓	12 (30.5)	24 (61)	32 (81.3)	36 (91.5)	42 (106.7)	48 (122)	54 (137.2)	60 (152.4)	66 (167.7)	72 (182.9)	78 (198.2)	84 (213.4)	90 (228.6)	96 (243.9)	106 (269.3)	116 (294.7)	120 (304.8)
30 (76.2)	166	142	168	201	219	234	264	311	322	335	406	433	458	483	529	579	629
36 (91.5)	189	162	192	224	244	262	305	354	370	379	460	480	509	532	588	645	699
42 (106.7)	205	182	210	245	270	293	343	395	406	431	502	541	574	602	664	728	789
48 (122)	219	196	232	268	295	322	378	434	458	483	555	604	650	681	751	824	896
54 (137.2)	238	214	256	292	328	354	416	470	509	540	621	669	714	763	841	920	999
60 (152.4)	259	234	276	315	352	386	454	506	555	588	673	730	780	828	913	998	1084
66 (167.7)	282	257	296	341	378	427	501	560	605	646	735	790	876	918	1014	1110	1204
72 (182.9)	304	282	315	363	410	463	544	606	645	688	784	843	904	951	1049	1147	1246
78 (198.2)	312	288	328	373	420	478	557	625	662	733	836	904	963	1012	1117	1223	1329
84 (213.4)	335	309	348	399	449	509	588	635	712	787	890	961	1031	1084	1198	1309	1424
90 (228.6)	356	332	368	421	480	544	620	673	754	833	937	1026	1097	1153	1274	1394	1514
96 (243.9)	370	346	380	435	502	565	651	717	808	888	1002	1087	1163	1222	1351	1478	1603
102 (259.1)	386	362	402	460	529	601	693	764	855	943	1067	1152	1237	1297	1432	1568	1700
108 (274.4)	406	378	416	484	558	633	728	803	902	992	1114	1208	1297	1359	1503	1644	1786
114 (289.6)	420	396	437	509	589	664	766	848	945	1045	1179	1273	1362	1432	1580	1731	1879
120 (304.8)	438	415	458	529	615	700	804	868	996	1091	1226	1331	1428	1503	1656	1815	1971

### Add Surcharge to Blind Price

Cloth Tapes	20%																
Cordless Lift*	119																
Legacy Valance**	6	6	9	11	13	16	20	22	25	27	29	32	34	35	38	42	45
Multiple Blinds on One Headrail (no charge to right of heavy line)	44																
Symphony Valance	9	9	11	17	20	25	27	29	32	35	39	42	43	47	51	57	61

\* Cordless lift blinds are available in the thin outlined area above; multiple blinds on one headrail are required for cordless lift blinds over 84" (213.4 cm) wide. Cordless lift maximum height is 86" (218.5 cm).

\*\* No charge on cordless lift.

**NOTE:** Due to weight limitations, blinds to right of heavy line will be manufactured as multiple blinds on one headrail.

**NOTE:** Single blinds over 43 square feet (3.99 square meters) will be heavy and difficult to lift and may have light gaps toward the bottom of the blind.

**NOTE:** Legacy, craftsman, or symphony valances are recommended with cordless lift for better headrail coverage.

2" (5.1 cm) Paint Colors					
Angora	1052	Dovetail	1839	Snow White	1850
Antique White	1026	Grey Beige	1817	Snowflake	1603
Base White	1051	Medium Grey	1841	Snowflake Sandblast	SB603
Crisp White	1712	Medium Grey Sandblast	SB841	Stepping Stone	1889
Dover White	1683	Pearl	1840	Stucco	1963

2" (5.1 cm) Stain Colors					
Allspice	1821	Harbor Grey	1761	Sienna	1685
Cappuccino	1546	Henna	1949	Timeless Grey	1847
Cherry Wood	1014	Homestead Oak	1943	True Taupe	1848
Cognac	1465	Honey Maple	1013	Truffle	1054
Dark Cherry	1316	Knotty Pine	1515	Walnut	1012
Dark Walnut	1641	Natural	1007	Wheat	1710
Espresso	1716	Roasted Chestnut	1849		
Golden Oak	1030	Saddle Brown	1694		

**NOTE:** Color of wood may vary slightly due to the natural characteristics of wood.



## Price Group C: Traditions® 2 3/8" (6.1 cm) Wood Blinds

Height up to inches (cm) ↓	Width up to inches (cm) →																
	12	24	32	36	42	48	54	60	66	72	78	84	90	96	106	116	120
	(30.5)	(61)	(81.3)	(91.5)	(106.7)	(122)	(137.2)	(152.4)	(167.7)	(182.9)	(198.2)	(213.4)	(228.6)	(243.9)	(269.3)	(294.7)	(304.8)
30 (76.2)	191	164	193	232	255	268	307	357	371	388	466	496	527	555	608	665	725
36 (91.5)	215	187	222	258	281	303	352	408	424	437	529	551	587	614	676	739	805
42 (106.7)	236	210	242	282	311	339	396	453	466	494	576	621	659	693	765	836	908
48 (122)	255	227	265	309	340	371	436	499	527	555	638	695	746	784	864	946	1028
54 (137.2)	277	246	292	337	375	408	480	541	587	620	716	768	822	878	969	1058	1151
60 (152.4)	300	268	314	363	402	443	523	583	638	676	772	841	898	953	1050	1149	1247
66 (167.7)	323	295	341	394	436	492	575	643	697	740	844	909	1006	1055	1165	1274	1387
72 (182.9)	350	323	363	416	472	532	626	698	739	789	901	970	1041	1092	1207	1319	1433
78 (198.2)	359	333	375	430	484	548	641	719	763	842	962	1041	1110	1164	1284	1409	1529
84 (213.4)	388	356	400	460	516	587	676	734	820	905	1025	1108	1187	1247	1378	1506	1638
90 (228.6)	409	380	423	485	551	626	714	772	865	960	1076	1182	1262	1328	1465	1602	1742
96 (243.9)	424	398	438	501	576	650	747	826	930	1022	1153	1250	1337	1407	1553	1698	1846
102 (259.1)	443	415	465	529	608	692	796	879	982	1087	1225	1327	1422	1492	1646	1804	1956
108 (274.4)	466	436	480	557	642	729	836	921	1035	1141	1281	1390	1492	1563	1726	1891	2052
114 (289.6)	484	456	503	587	677	765	882	974	1089	1202	1355	1464	1569	1646	1818	1990	2161
120 (304.8)	504	478	527	608	706	806	924	1000	1144	1254	1412	1532	1643	1726	1907	2088	2268

### Add Surcharge to Blind Price

Cloth Tapes	20%																
Cordless Lift*	119																
Multiple Blinds on One Headrail (no charge to right of heavy line)	44																
Symphony Valance	9	9	11	17	20	25	27	29	32	35	39	42	43	47	51	57	61

\* Cordless lift blinds are available in the thin outlined area above; multiple blinds on one headrail are required for cordless lift blinds over 84" (213.4 cm) wide. Cordless lift maximum height is 86" (218.5 cm).

**NOTE:** Due to weight limitations, blinds to right of heavy line will be manufactured as multiple blinds on one headrail.

**NOTE:** Single blinds over 43 square feet (3.99 square meters) will be heavy and difficult to lift and may have light gaps toward the bottom of the blind.

**NOTE:** Legacy, craftsman, or symphony valances are recommended with 2 3/8" (6.1 cm) blinds or cordless lift for better headrail coverage.

### 2 3/8" (6.1 cm) Paint Colors

Antique White	3026	Dovetail	3839	Snowflake	3603
Base White	3051	Medium Grey	3841	Stepping Stone	3889
Dover White	3683				

### 2 3/8" (6.1 cm) Stain Colors

Golden Oak	3030	Saddle Brown	3694	Walnut	3012
Honey Maple	3013	Timeless Grey	3847	Wheat	3710
Natural	3007	True Taupe	3848		

**NOTE:** Color of wood may vary slightly due to the natural characteristics of wood. See product information guide for more information. If the stained or painted color is not listed above, please enter order as elite wood in the color and slat size needed. Order does not need to be processed as custom color.

## Price Group D: Traditions® 2" (5.1 cm) Wood Blinds—Unique Finishes: Barnwood, Distressed

Height up to inches (cm) ↓	Width up to inches (cm)																
	12 (30.5)	24 (61)	32 (81.3)	36 (91.5)	42 (106.7)	48 (122)	54 (137.2)	60 (152.4)	66 (167.7)	72 (182.9)	78 (198.2)	84 (213.4)	90 (228.6)	96 (243.9)	106 (269.3)	116 (294.7)	120 (304.8)
30 (76.2)	211	189	227	266	289	314	354	415	428	445	538	570	608	636	702	769	834
36 (91.5)	239	217	256	293	326	350	407	470	487	504	613	632	677	707	784	857	934
42 (106.7)	260	237	280	329	359	391	456	524	538	569	662	716	763	803	885	968	1051
48 (122)	282	258	306	358	394	428	501	572	608	636	736	804	859	904	1000	1097	1192
54 (137.2)	308	284	337	388	431	470	550	621	677	714	824	887	947	1010	1113	1220	1325
60 (152.4)	337	314	364	419	467	515	606	674	736	777	892	968	1031	1098	1213	1325	1437
66 (167.7)	363	340	397	453	501	565	660	742	805	856	976	1049	1161	1221	1348	1475	1601
72 (182.9)	395	368	419	482	542	613	716	807	854	910	1039	1117	1199	1263	1393	1525	1654
78 (198.2)	408	386	431	498	562	629	739	829	882	970	1107	1197	1281	1342	1481	1622	1763
84 (213.4)	435	413	460	529	601	678	777	843	945	1046	1184	1280	1368	1437	1589	1738	1890
90 (228.6)	461	437	486	562	632	716	822	892	1004	1101	1242	1360	1458	1529	1687	1850	2009
96 (243.9)	482	459	505	575	662	748	860	954	1074	1176	1333	1441	1544	1620	1789	1959	2130
102 (259.1)	503	480	534	613	704	801	918	1012	1135	1247	1413	1528	1640	1722	1902	2081	2262
108 (274.4)	527	503	557	641	740	838	964	1062	1194	1315	1478	1602	1720	1808	1994	2183	2370
114 (289.6)	548	527	581	677	782	885	1014	1122	1252	1387	1565	1687	1810	1901	2097	2295	2494
120 (304.8)	575	550	609	704	815	929	1063	1154	1322	1448	1630	1767	1893	1990	2198	2406	2614

### Add Surcharge to Blind Price

Cloth Tapes	20%
Cordless Lift*	119
Multiple Blinds on One Headrail (no charge to right of heavy line)	44

\* Cordless lift blinds are available in the thin outlined area above; multiple blinds on one headrail are required for cordless lift blinds over 84" (213.4 cm) wide. Cordless lift maximum height is 86" (218.5 cm).

**NOTE:** Due to weight limitations, blinds to right of heavy line will be manufactured as multiple blinds on one headrail.

**NOTE:** Single blinds over 43 square feet (3.99 square meters) will be heavy and difficult to lift and may have light gaps toward the bottom of the blind.

### 2" (5.1 cm) Barnwood Colors

Medium Pewter Barnwood	1049	Windswept Barnwood	1072
------------------------	------	--------------------	------

### 2" (5.1 cm) Distressed Colors

Distressed Smoky Coal	1572	Distressed Twig	1070
-----------------------	------	-----------------	------

**NOTE:** Color of wood may vary slightly due to the natural characteristics of wood.

## Price Group E: 2" (5.1 cm) Elite Wood Blinds

	Width up to inches (cm) →																
Height up to inches (cm) ↓	12 (30.5)	24 (61)	32 (81.3)	36 (91.5)	42 (106.7)	48 (122)	54 (137.2)	60 (152.4)	66 (167.7)	72 (182.9)	78 (198.2)	84 (213.4)	90 (228.6)	96 (243.9)	106 (269.3)	116 (294.7)	120 (304.8)
30 (76.2)	222	199	232	279	324	367	408	444	484	532	571	609	657	701	777	851	926
36 (91.5)	244	222	261	300	349	396	443	486	530	574	621	660	700	748	827	905	983
42 (106.7)	265	242	282	336	391	439	493	543	594	640	688	737	784	832	921	1010	1096
48 (122)	287	263	311	363	419	477	538	593	651	710	765	827	886	944	1045	1142	1241
54 (137.2)	313	289	344	401	466	530	598	665	734	796	863	930	996	1066	1175	1284	1396
60 (152.4)	344	321	367	443	519	593	665	737	812	886	960	1030	1107	1179	1302	1425	1549
66 (167.7)	369	346	406	486	568	651	734	812	890	974	1052	1136	1219	1301	1435	1570	1707
72 (182.9)	402	374	443	530	621	710	796	886	974	1063	1152	1238	1329	1415	1563	1711	1858
78 (198.2)	408	386	477	574	671	765	863	960	1052	1152	1252	1344	1438	1563	1725	1890	2051
84 (213.4)	436	413	519	621	723	827	930	1030	1136	1238	1344	1445	1578	1683	1857	2032	2208
90 (228.6)	465	443	555	665	771	886	996	1107	1219	1329	1438	1578	1688	1802	1990	2177	2364
96 (243.9)	494	472	593	710	827	943	1063	1179	1303	1415	1563	1683	1800	1924	2124	2323	2524
102 (259.1)	526	503	625	751	876	1002	1130	1254	1379	1532	1660	1788	1916	2044	2256	2471	2684
108 (274.4)	555	530	665	796	930	1063	1198	1329	1460	1622	1759	1892	2027	2163	2389	2615	2840
114 (289.6)	583	562	699	842	982	1120	1262	1400	1568	1711	1855	1997	2139	2285	2524	2760	3000
120 (304.8)	615	593	737	886	1030	1179	1329	1478	1652	1802	1953	2102	2251	2403	2651	2900	3149

### Add Surcharge to Blind Price

Cloth Tapes	20%
Cordless Lift*	119
Custom Color (net per color)	149
Multiple Blinds on One Headrail (no charge to right of heavy line)	44

\* Cordless lift blinds are available in the thin outlined area above; multiple blinds on one headrail are required for cordless lift blinds over 84" (213.4 cm) wide. Cordless lift maximum height is 86" (218.5 cm).

**NOTE:** Due to weight limitations, blinds to right of heavy line will be manufactured as multiple blinds on one headrail.

**NOTE:** Single blinds over 43 square feet (3.99 square meters) will be heavy and difficult to lift and may have light gaps toward the bottom of the blind.

**NOTE:** Legacy, craftsman, or symphony valances are recommended with cordless lift for better headrail coverage.

### 2" (5.1 cm) Paint Colors

Angora	1052	Dover White	1683	Snow White	1850
Antique White	1026	Dovetail	1839	Snowflake	1603
Base White	1051	Grey Beige	1817	Stepping Stone	1889
Crisp White	1712	Medium Grey	1841	Stucco	1963
Custom Color Paint	CUSP	Pearl	1840		

### 2" (5.1 cm) Stain Colors

Allspice	1821	Golden Oak	1030	Saddle Brown	1694
Cappuccino	1546	Harbor Grey	1761	Sienna	1685
Cherry Wood	1014	Henna	1949	Timeless Grey	1847
Cognac	1465	Homestead Oak	1943	True Taupe	1848
Custom Color Stain	CUSS	Honey Maple	1013	Truffle	1054
Dark Cherry	1316	Knotty Pine	1515	Walnut	1012
Dark Walnut	1641	Natural	1007	Wheat	1710
Espresso	1716	Roasted Chestnut	1849		

### 2" (5.1 cm) Rustic Stain Colors

Rustic Cognac	R1465	Rustic Golden Oak	R1030	Rustic Harbor Grey	R1761
---------------	-------	-------------------	-------	--------------------	-------

**NOTE:** Color of wood may vary slightly due to the natural characteristics of wood.

## Price Group F: 2 3/8" (6.1 cm) Elite Wood Blinds

Width up to inches (cm) →																	
Height up to inches (cm) ↓	12 (30.5)	24 (61)	32 (81.3)	36 (91.5)	42 (106.7)	48 (122)	54 (137.2)	60 (152.4)	66 (167.7)	72 (182.9)	78 (198.2)	84 (213.4)	90 (228.6)	96 (243.9)	106 (269.3)	116 (294.7)	120 (304.8)
30 (76.2)	259	239	256	318	372	424	471	509	558	617	656	701	757	807	892	978	1064
36 (91.5)	266	248	288	348	405	456	508	563	614	661	716	762	805	861	953	1043	1132
42 (106.7)	282	260	322	386	446	506	565	623	680	736	791	848	899	959	1056	1159	1257
48 (122)	306	286	353	420	484	550	618	678	745	816	882	951	1022	1089	1200	1315	1428
54 (137.2)	336	314	386	460	538	614	686	765	843	916	992	1067	1147	1221	1350	1477	1600
60 (152.4)	367	348	424	508	595	678	765	849	935	1022	1103	1186	1272	1356	1498	1638	1778
66 (167.7)	394	372	466	563	653	745	843	935	1025	1117	1215	1305	1401	1494	1650	1805	1961
72 (182.9)	430	409	508	614	716	816	916	1022	1117	1219	1323	1424	1527	1624	1794	1964	2133
78 (198.2)	460	438	550	661	770	882	992	1103	1215	1323	1438	1543	1654	1797	1985	2174	2361
84 (213.4)	495	475	595	716	830	951	1067	1186	1305	1424	1543	1662	1813	1933	2137	2338	2542
90 (228.6)	527	508	638	765	888	1022	1147	1272	1401	1527	1654	1813	1942	2074	2289	2505	2722
96 (243.9)	563	541	678	816	951	1088	1219	1356	1498	1624	1797	1933	2073	2212	2443	2672	2902
102 (259.1)	601	579	719	864	1006	1154	1301	1441	1585	1763	1913	2055	2204	2354	2599	2843	3089
108 (274.4)	632	614	765	916	1067	1219	1373	1527	1680	1865	2022	2177	2334	2489	2749	3006	3266
114 (289.6)	669	646	804	967	1129	1289	1450	1613	1805	1968	2133	2297	2460	2627	2900	3171	3443
120 (304.8)	699	678	849	1022	1186	1356	1527	1700	1898	2074	2244	2416	2590	2761	3050	3339	3630

### Add Surcharge to Blind Price

Cloth Tapes	20%
Cordless Lift*	119
Custom Color (net per color)	149
Multiple Blinds on One Headrail (no charge to right of heavy line)	44

\* Cordless lift blinds are available in the thin outlined area above; multiple blinds on one headrail are required for cordless lift blinds over 84" (213.4 cm) wide. Cordless lift maximum height is 86" (218.5 cm).

**NOTE:** Due to weight limitations, blinds to right of heavy line will be manufactured as multiple blinds on one headrail.

**NOTE:** Single blinds over 43 square feet (3.99 square meters) will be heavy and difficult to lift and may have light gaps toward the bottom of the blind.

**NOTE:** Legacy, craftsman, or symphony valances are recommended with 2 3/8" (6.1 cm) blinds or cordless lift for better headrail coverage.

### 2 3/8" (6.1 cm) Paint Colors

Angora	3052	Dover White	3683	Snow White	3850
Antique White	3026	Dovetail	3839	Snowflake	3603
Base White	3051	Grey Beige	3817	Stepping Stone	3889
Crisp White	3712	Medium Grey	3841	Stucco	3963
Custom Color Paint	CUSP	Pearl	3840		

### 2 3/8" (6.1 cm) Stain Colors

Allspice	3821	Golden Oak	3030	Saddle Brown	3694
Cappuccino	3546	Harbor Grey	3761	Sienna	3685
Cherry Wood	3014	Henna	3949	Timeless Grey	3847
Cognac	3465	Homestead Oak	3943	True Taupe	3848
Custom Color Stain	CUSS	Honey Maple	3013	Truffle	3054
Dark Cherry	3316	Knotty Pine	3515	Walnut	3012
Dark Walnut	3641	Natural	3007	Wheat	3710
Espresso	3716	Roasted Chestnut	3849		

**NOTE:** Color of wood may vary slightly due to the natural characteristics of wood.

## Price Group G: 2" (5.1 cm) Elite Wood Blinds—Authentic Hardwoods

	Width up to inches (cm) →																
Height up to inches (cm) ↓	12 (30.5)	24 (61)	32 (81.3)	36 (91.5)	42 (106.7)	48 (122)	54 (137.2)	60 (152.4)	66 (167.7)	72 (182.9)	78 (198.2)	84 (213.4)	90 (228.6)	96 (243.9)	106 (269.3)	116 (294.7)	120 (304.8)
30 (76.2)	510	485	583	645	701	759	858	1006	1040	1073	1296	1381	1459	1541	1700	1857	2017
36 (91.5)	576	550	654	713	783	848	983	1139	1188	1219	1424	1532	1624	1716	1895	2077	2256
42 (106.7)	629	605	718	790	868	942	1101	1265	1301	1376	1600	1727	1832	1933	2136	2338	2540
48 (122)	676	654	783	863	954	1047	1216	1385	1470	1541	1771	1939	2060	2184	2411	2642	2868
54 (137.2)	744	720	857	939	1047	1139	1334	1504	1635	1724	1990	2140	2272	2404	2652	2903	3151
60 (152.4)	814	791	938	1022	1128	1245	1461	1635	1771	1878	2161	2331	2473	2616	2889	3162	3435
66 (167.7)	876	852	1000	1094	1216	1361	1596	1787	1944	2070	2358	2537	2741	2942	3246	3553	3859
72 (182.9)	955	932	1080	1171	1314	1480	1731	1949	2064	2195	2502	2702	2869	3041	3359	3678	3998
78 (198.2)	981	956	1112	1202	1352	1528	1780	2003	2135	2345	2671	2888	3066	3242	3580	3917	4255
84 (213.4)	1050	1024	1184	1274	1450	1637	1876	2046	2279	2521	2858	3079	3273	3466	3826	4187	4549
90 (228.6)	1120	1096	1258	1352	1532	1732	1984	2161	2424	2670	3001	3282	3488	3694	4080	4464	4847
96 (243.9)	1159	1138	1296	1392	1600	1811	2083	2299	2585	2838	3217	3481	3729	3977	4393	4808	5224
102 (259.1)	1214	1188	1367	1472	1706	1930	2217	2442	2737	3020	3410	3672	3936	4198	4634	5074	5511
108 (274.4)	1271	1246	1432	1544	1786	2024	2331	2564	2884	3175	3440	3703	3970	4232	4676	5118	5561
114 (289.6)	1322	1296	1512	1635	1881	2136	2451	2709	3031	3346	3626	3903	4183	4462	4922	5390	5853
120 (304.8)	1385	1358	1580	1706	1972	2239	2569	2787	3175	3466	3754	4067	4377	4694	5180	5670	6157

### Add Surcharge to Blind Price

<b>Cloth Tapes</b>	20%
<b>Cordless Lift*</b>	119
<b>Multiple Blinds on One Headrail (no charge to right of heavy line)</b>	44

\* Cordless lift blinds are available in the thin outlined area above; multiple blinds on one headrail are required for cordless lift blinds over 84" (213.4 cm) wide. Cordless lift maximum height is 78" (198.2 cm); 68" (172.8 cm) for Walnut.

**NOTE:** Due to weight limitations, blinds to right of heavy line will be manufactured as multiple blinds on one headrail.

**NOTE:** Single blinds over 43 square feet (3.99 square meters) will be heavy and difficult to lift and may have light gaps toward the bottom of the blind.

2" (5.1 cm) Authentic Hardwood Colors					
Cherry	C007	Maple	M007	Walnut	W007

**NOTE:** Premier Walnut, Maple, and Cherry will have the unique natural variations of these beautiful hardwoods—these variations are to be expected. Blinds made from these materials will undergo a degree of color change over time, further enhancing the beauty of the wood.

## Price Group H: Angle Top or Bottom, Trapezoid, Triangle, Octagon, and Arched Blinds

	Width up to inches (cm) →												
Height up to inches (cm) ↓	24 (61)	32 (81.3)	36 (91.5)	42 (106.7)	48 (122)	54 (137.2)	60 (152.4)	66 (167.7)	72 (182.9)	78 (198.2)	84 (213.4)	90 (228.6)	96 (243.9)
30 (76.2)	2259	2293	2334	2365	2401	2436	2473	2506	2542	2576	2615	2648	2684
36 (91.5)	2279	2316	2361	2401	2439	2477	2523	2559	2601	2641	2684	2722	2759
42 (106.7)	2297	2341	2392	2436	2479	2523	2573	2615	2658	2701	2751	2793	2838
48 (122)	2318	2365	2422	2470	2519	2568	2621	2668	2720	2766	2819	2868	2916
54 (137.2)	2340	2393	2452	2506	2559	2615	2674	2727	2783	2837	2896	2949	3004
60 (152.4)	2359	2418	2484	2542	2601	2658	2724	2781	2840	2901	2965	3077	3206
66 (167.7)	2380	2443	2512	2576	2641	2703	2773	2835	2901	2986	3127	3274	3418
72 (182.9)	2398	2470	2542	2608	2678	2747	2820	2889	2958	3157	3312	3467	3619
78 (198.2)	2417	2493	2573	2644	2718	2791	2870	2943	3018	3331	3492	3663	3882
84 (213.4)	2439	2515	2601	2678	2757	2835	2920	2997	3076	3492	3670	3907	4090
90 (228.6)	2459	2542	2632	2712	2794	2880	2966	3050	3137	3663	3907	4104	4300
96 (243.9)	2477	2564	2658	2747	2835	2923	3017	3102	3193	3882	4090	4299	4517
102 (259.1)	2496	2591	2689	2781	2876	2966	3066	3161	3254	4054	4275	4503	4725
108 (274.4)	2515	2615	2720	2815	2914	3010	3116	3214	3385	4222	4457	4697	4937
114 (289.6)	2537	2641	2749	2848	2952	3054	3164	3292	3542	4394	4645	4895	5148
120 (304.8)	2555	2663	2777	2884	2990	3099	3214	3436	3702	4565	4828	5090	5357

### Add Surcharge to Blind Price

Custom Color (net per color)	149
Template Service Fee (net per order)	25

### 2" (5.1 cm) Paint Colors

Angora	1052	Dover White	1683	Snow White	1850
Antique White	1026	Dovetail	1839	Snowflake	1603
Base White	1051	Grey Beige	1817	Stepping Stone	1889
Crisp White	1712	Medium Grey	1841	Stucco	1963
Custom Color Paint	CUSP	Pearl	1840		

### 2" (5.1 cm) Stain Colors

Allspice	1821	Golden Oak	1030	Saddle Brown	1694
Cappuccino	1546	Harbor Grey	1761	Sienna	1685
Cherry Wood	1014	Henna	1949	Timeless Grey	1847
Cognac	1465	Homestead Oak	1943	True Taupe	1848
Custom Color Stain	CUSS	Honey Maple	1013	Truffle	1054
Dark Cherry	1316	Knotty Pine	1515	Walnut	1012
Dark Walnut	1641	Natural	1007	Wheat	1710
Espresso	1716	Roasted Chestnut	1849		

**NOTE:** Color of wood may vary slightly due to the natural characteristics of wood. Use appropriate wood color numbers for 2 3/8" slats, see price chart for this product.

## Price Group I: Circle and Oval Blinds

	Width up to inches (cm) →								
Diameter up to inches (cm) ↓	24 (61)	32 (81.3)	36 (91.5)	42 (106.7)	48 (122)	54 (137.2)	60 (152.4)	66 (167.7)	72 (182.9)
72 (182.9)	5214	5276	5386	5534	5654	5846	5989	6143	6391

### Add Surcharge to Blind Price

Custom Color (net per color)	149
Template Service Fee (net per order)	25

### 2" (5.1 cm) Paint Colors

Angora	1052	Dover White	1683	Snow White	1850
Antique White	1026	Dovetail	1839	Snowflake	1603
Base White	1051	Grey Beige	1817	Stepping Stone	1889
Crisp White	1712	Medium Grey	1841	Stucco	1963
Custom Color Paint	CUSP	Pearl	1840		

### 2" (5.1 cm) Stain Colors

Allspice	1821	Golden Oak	1030	Saddle Brown	1694
Cappuccino	1546	Harbor Grey	1761	Sienna	1685
Cherry Wood	1014	Henna	1949	Timeless Grey	1847
Cognac	1465	Homestead Oak	1943	True Taupe	1848
Custom Color Stain	CUSS	Honey Maple	1013	Truffle	1054
Dark Cherry	1316	Knotty Pine	1515	Walnut	1012
Dark Walnut	1641	Natural	1007	Wheat	1710
Espresso	1716	Roasted Chestnut	1849		

**NOTE:** Color of wood may vary slightly due to the natural characteristics of wood. Use appropriate wood color numbers for 2 3/8" slats, see price chart for this product.

## Price Group J: Elite Wood Vertical Blinds

Height up to inches (cm) ↓	Width up to inches (cm) →									
	27 (68.6)	39 (99.1)	52 (132.1)	66 (167.7)	78 (198.2)	96 (243.9)	108 (274.4)	120 (304.8)	132 (335.3)	144 (365.8)
36 (91.5)	645	926	1223	1575	1723	1990	2333	2538	2638	2827
48 (122)	786	1117	1487	1868	1944	2376	2641	2932	3196	3489
60 (152.4)	920	1325	1747	2274	2297	2817	3145	3487	3805	4148
72 (182.9)	1046	1511	2009	2394	2687	3298	3640	4040	4419	4821
84 (213.4)	1191	1712	2274	2720	3011	3742	4140	4605	5023	5485
96 (243.9)	1322	1905	2316	3038	3407	4189	4638	5156	5637	6152
108 (274.4)	1485	2149	2604	3418	3796	4674	5222	5796	6337	
120 (304.8)	1655	2335	2902	3798	4221	5194	5802	6445		

### Add Surcharge to Blind Price

Custom Color (net per color)	149									
Symphony Valance	11	20	27	32	39	47	51	61	65	69

**NOTE:** Legacy, craftsman, or symphony valances are recommended with wood vertical blinds for better headrail coverage.

Vertical Paint Colors					
Angora	1052	Dover White	1683	Snow White	1850
Antique White	1026	Dovetail	1839	Snowflake	1603
Base White	1051	Grey Beige	1817	Stepping Stone	1889
Crisp White	1712	Medium Grey	1841	Stucco	1963
Custom Color Paint	CUSP	Pearl	1840		

Vertical Stain Colors					
Allspice	1821	Golden Oak	1030	Saddle Brown	1694
Cappuccino	1546	Harbor Grey	1761	Sienna	1685
Cherry Wood	1014	Henna	1949	Timeless Grey	1847
Cognac	1465	Homestead Oak	1943	True Taupe	1848
Custom Color Stain	CUSS	Honey Maple	1013	Truffle	1054
Dark Cherry	1316	Knotty Pine	1515	Walnut	1012
Dark Walnut	1641	Natural	1007	Wheat	1710
Espresso	1716	Roasted Chestnut	1849		

**NOTE:** Color of wood may vary slightly due to the natural characteristics of wood.



## Price Group K: Traditions® 2" (5.1 cm) Composite Blinds

	Width up to inches (cm) →																
Height up to inches (cm) ↓	12 (30.5)	24 (61)	32 (81.3)	36 (91.5)	42 (106.7)	48 (122)	54 (137.2)	60 (152.4)	66 (167.7)	72 (182.9)	78 (198.2)	84 (213.4)	90 (228.6)	96 (243.9)	106 (269.3)	116 (294.7)	120 (304.8)
30 (76.2)	165	140	167	198	217	234	261	308	320	332	399	423	452	473	522	572	625
36 (91.5)	188	162	190	222	239	260	302	346	367	374	453	471	501	529	586	642	700
42 (106.7)	202	175	211	241	266	289	336	386	399	421	494	532	568	595	655	719	782
48 (122)	218	192	231	262	292	320	373	427	452	473	546	596	639	675	743	813	883
54 (137.2)	236	213	246	288	321	346	410	462	501	532	613	657	703	739	816	892	970
60 (152.4)	260	234	274	310	344	380	451	499	546	579	665	717	765	802	888	973	1057
66 (167.7)	279	249	293	334	373	417	492	551	596	634	724	779	865	903	998	1088	1181
72 (182.9)	306	282	310	362	402	453	532	597	633	677	770	830	890	935	1030	1130	1229
78 (198.2)	310	286	321	371	412	470	546	616	651	719	823	888	948	999	1101	1205	1312
84 (213.4)	332	307	340	387	446	503	576	630	703	778	877	948	1013	1066	1178	1292	1406
90 (228.6)	354	329	364	416	471	532	608	665	746	820	922	1011	1084	1135	1253	1375	1493
96 (243.9)	367	337	375	428	494	555	640	706	796	872	988	1073	1144	1202	1329	1459	1585
102 (259.1)	381	359	397	453	526	594	680	751	839	929	1047	1135	1218	1279	1413	1545	1681
108 (274.4)	399	374	411	474	547	625	717	787	887	976	1096	1191	1276	1337	1479	1618	1759
114 (289.6)	415	387	431	501	579	654	752	832	931	1029	1161	1251	1340	1410	1555	1701	1849
120 (304.8)	438	410	452	526	605	690	788	858	978	1076	1206	1312	1409	1478	1630	1787	1940

### Add Surcharge to Blind Price

Cloth Tapes	20%
Cordless Lift*	119
Multiple Blinds on One Headrail (no charge to right of heavy line)	44

\* Cordless lift blinds are available in the thin outlined area above; multiple blinds on one headrail are required for cordless lift blinds over 66" (167.7 cm) wide. Cordless lift maximum height is 72" (182.9 cm).

**NOTE:** Due to weight limitations, blinds to right of heavy line will be manufactured as multiple blinds on one headrail.

**NOTE:** Single blinds over 43 square feet (3.99 square meters) will be heavy and difficult to lift and may have light gaps toward the bottom of the blind.

**NOTE:** Majestic valance is recommended with cordless lift for better headrail coverage.

2" (5.1 cm) Composite Colors					
Antique White	2026	Creamy White	2729	Silk White	2922
Base White	2051	Seattle Grey	2174		

## Price Group L: Traditions® 2 1/2" (6.4 cm) Composite Blinds

	Width up to inches (cm) →																
Height up to inches (cm) ↓	12 (30.5)	24 (61)	32 (81.3)	36 (91.5)	42 (106.7)	48 (122)	54 (137.2)	60 (152.4)	66 (167.7)	72 (182.9)	78 (198.2)	84 (213.4)	90 (228.6)	96 (243.9)	106 (269.3)	116 (294.7)	120 (304.8)
30 (76.2)	188	160	190	225	246	265	297	350	363	376	453	480	515	537	594	650	710
36 (91.5)	213	186	216	253	274	296	343	394	415	424	516	534	569	603	667	729	792
42 (106.7)	230	198	239	276	303	329	381	440	453	479	561	606	645	676	745	820	889
48 (122)	249	217	260	298	331	363	423	485	515	537	620	678	726	764	844	925	1003
54 (137.2)	267	242	280	328	364	394	465	524	569	606	696	747	798	839	927	1013	1100
60 (152.4)	296	265	309	353	390	431	514	568	620	658	754	815	870	911	1008	1104	1200
66 (167.7)	315	282	332	379	423	474	558	627	678	721	823	883	981	1025	1133	1236	1341
72 (182.9)	347	320	353	411	456	516	606	679	719	770	874	942	1010	1060	1171	1283	1397
78 (198.2)	353	327	364	421	471	532	620	700	739	820	935	1008	1078	1134	1251	1368	1489
84 (213.4)	376	349	386	441	509	572	657	714	798	882	997	1078	1151	1210	1340	1466	1595
90 (228.6)	402	371	414	473	534	606	691	754	847	930	1047	1149	1230	1289	1423	1562	1696
96 (243.9)	415	383	427	486	561	631	727	802	903	988	1122	1220	1298	1366	1510	1657	1799
102 (259.1)	434	408	451	516	596	675	773	853	953	1056	1191	1289	1380	1451	1606	1756	1908
108 (274.4)	453	424	466	538	621	710	815	894	1007	1109	1246	1353	1450	1519	1679	1838	1997
114 (289.6)	472	441	489	569	658	743	854	945	1057	1170	1318	1422	1522	1601	1767	1934	2099
120 (304.8)	496	465	515	596	685	783	895	976	1111	1222	1370	1489	1598	1678	1850	2027	2203

### Add Surcharge to Blind Price

Cloth Tapes	20%
Cordless Lift*	119
Multiple Blinds on One Headrail (no charge to right of heavy line)	44

\* Cordless lift blinds are available in the thin outlined area above; multiple blinds on one headrail are required for cordless lift blinds over 66" (167.7 cm) wide. Cordless lift maximum height is 72" (182.9 cm).

**NOTE:** Due to weight limitations, blinds to right of heavy line will be manufactured as multiple blinds on one headrail.

**NOTE:** Single blinds over 43 square feet (3.99 square meters) will be heavy and difficult to lift and may have light gaps toward the bottom of the blind.

**NOTE:** Majestic valance is recommended with 2 1/2" (6.4 cm) blinds or cordless lift for better headrail coverage.

2 1/2" (6.4 cm) Composite Colors					
Antique White	7026	Creamy White	7729	Silk White	7922
Base White	7051	Seattle Grey	7174		

## Price Group M: Lake Forest® 2" (5.1 cm) Premium Faux Wood Blinds

	Width up to inches (cm) →																
Height up to inches (cm) ↓	12 (30.5)	24 (61)	32 (81.3)	36 (91.5)	42 (106.7)	48 (122)	54 (137.2)	60 (152.4)	66 (167.7)	72 (182.9)	78 (198.2)	84 (213.4)	90 (228.6)	96 (243.9)	106 (269.3)	116 (294.7)	120 (304.8)
30 (76.2)	157	135	157	187	208	219	249	293	302	310	376	401	426	448	497	545	594
36 (91.5)	179	155	178	210	227	245	284	326	346	358	427	445	474	497	548	601	655
42 (106.7)	191	165	199	227	253	276	320	367	376	399	463	501	532	558	617	680	739
48 (122)	208	179	219	250	278	302	350	402	426	448	517	563	603	632	700	764	831
54 (137.2)	227	204	233	274	303	326	386	436	474	501	575	621	664	699	772	847	919
60 (152.4)	244	219	254	297	324	363	422	473	517	545	625	677	723	757	836	917	999
66 (167.7)	261	236	280	314	350	398	461	518	563	597	682	736	811	851	940	1030	1118
72 (182.9)	287	259	297	335	380	428	501	565	597	635	725	781	839	880	973	1065	1158
78 (198.2)	296	267	303	348	388	442	517	582	616	681	777	836	893	952	1052	1151	1251
84 (213.4)	317	293	322	372	420	474	542	593	664	732	829	893	961	1030	1137	1244	1352
90 (228.6)	333	308	345	388	445	503	574	625	702	776	867	965	1063	1135	1253	1375	1493
96 (243.9)	348	322	358	405	463	526	603	668	752	825	932	1043	1144	1202	1329	1459	1585
102 (259.1)	361	333	374	427	489	558	639	707	791	876	958	1077	1199	1279	1413	1545	1681
108 (274.4)	381	358	387	451	518	587	677	743	836	932	1029	1122	1214	1330	1472	1614	1757
114 (289.6)	394	371	408	474	546	617	710	783	859	945	1035	1144	1253	1363	1507	1653	1796
120 (304.8)	408	385	427	489	571	650	746	807	872	970	1072	1172	1275	1375	1520	1665	1811

### Add Surcharge to Blind Price

Cloth Tapes	20%
Cordless Lift*	119
Multiple Blinds on One Headrail (no charge to right of heavy line)	44

\* Cordless lift blinds are available in the thin outlined area above; multiple blinds on one headrail are required for cordless lift blinds over 63" (160.1 cm) wide. Cordless lift maximum height is 72" (182.9 cm).

**NOTE:** Due to weight limitations, blinds to right of heavy line will be manufactured as multiple blinds on one headrail.

**NOTE:** Single blinds over 43 square feet (3.99 square meters) will be heavy and difficult to lift and may have light gaps toward the bottom of the blind.

**NOTE:** Majestic valance is recommended with cordless lift for better headrail coverage.

2" (5.1 cm) Woodgrain Colors					
Cognac	2465	Moonshine	2738	Sienna	2685
Dark Cherry	2316	Morel	2706	Walnut	2012
Golden Oak	2030	Natural	2007	Wheat	2710
Honey Maple	2013	Phantom	2707		
Misty Grey	2230	Saddle Brown	2694		

## Price Group N: Lake Forest® 2 1/2" (6.4 cm) Premium Faux Wood Blinds

	Width up to inches (cm) →																
Height up to inches (cm) ↓	12 (30.5)	24 (61)	32 (81.3)	36 (91.5)	42 (106.7)	48 (122)	54 (137.2)	60 (152.4)	66 (167.7)	72 (182.9)	78 (198.2)	84 (213.4)	90 (228.6)	96 (243.9)	106 (269.3)	116 (294.7)	120 (304.8)
30 (76.2)	179	152	179	212	234	249	280	333	341	352	427	454	482	509	564	616	674
36 (91.5)	202	176	201	237	258	278	324	370	392	407	485	503	538	564	623	682	743
42 (106.7)	217	189	227	258	287	311	362	415	427	452	525	570	606	632	702	771	838
48 (122)	234	202	249	284	313	341	399	456	482	509	587	636	683	717	792	868	943
54 (137.2)	258	232	264	310	344	370	438	495	538	570	654	704	751	791	875	961	1043
60 (152.4)	277	249	288	336	369	411	479	536	587	616	710	765	820	859	948	1042	1132
66 (167.7)	297	268	317	357	399	451	523	588	636	677	773	833	920	965	1066	1167	1269
72 (182.9)	326	291	336	380	430	486	570	639	677	719	824	888	952	999	1101	1207	1312
78 (198.2)	334	305	344	396	441	501	587	659	700	772	878	948	1012	1080	1194	1305	1420
84 (213.4)	359	333	367	422	478	538	614	672	751	829	941	1012	1089	1167	1290	1413	1534
90 (228.6)	378	350	390	441	503	571	653	710	795	877	985	1095	1206	1315	1456	1591	1727
96 (243.9)	396	367	407	457	525	597	683	758	853	936	1056	1182	1307	1431	1579	1730	1882
102 (259.1)	409	378	424	485	557	632	725	804	896	992	1086	1223	1358	1492	1653	1814	1974
108 (274.4)	434	407	440	512	588	664	765	841	948	1056	1166	1271	1377	1510	1671	1831	1993
114 (289.6)	448	421	463	538	617	702	807	891	974	1073	1175	1300	1423	1549	1711	1873	2036
120 (304.8)	463	436	485	557	650	738	847	916	988	1099	1217	1330	1446	1559	1725	1888	2054

### Add Surcharge to Blind Price

Cloth Tapes	20%
Cordless Lift*	119
Multiple Blinds on One Headrail (no charge to right of heavy line)	44

\* Cordless lift blinds are available in the thin outlined area above; multiple blinds on one headrail are required for cordless lift blinds over 63" (160.1 cm) wide. Cordless lift maximum height is 72" (182.9 cm).

**NOTE:** Due to weight limitations, blinds to right of heavy line will be manufactured as multiple blinds on one headrail.

**NOTE:** Single blinds over 43 square feet (3.99 square meters) will be heavy and difficult to lift and may have light gaps toward the bottom of the blind.

**NOTE:** Majestic valance is recommended with 2 1/2" (6.4 cm) blinds or cordless lift for better headrail coverage.

2 1/2" (6.4 cm) Woodgrain Colors					
Cognac	7465	Moonshine	7738	Sienna	7685
Dark Cherry	7316	Morel	7706	Walnut	7012
Golden Oak	7030	Natural	7007	Wheat	7710
Honey Maple	7013	Phantom	7707		
Misty Grey	7230	Saddle Brown	7694		

## Price Group O: Lake Forest® 2" (5.1 cm) Faux Wood Blinds

	Width up to inches (cm) →																
Height up to inches (cm) ↓	12 (30.5)	24 (61)	32 (81.3)	36 (91.5)	42 (106.7)	48 (122)	54 (137.2)	60 (152.4)	66 (167.7)	72 (182.9)	78 (198.2)	84 (213.4)	90 (228.6)	96 (243.9)	106 (269.3)	116 (294.7)	120 (304.8)
30 (76.2)	146	122	140	165	182	198	223	259	271	280	336	359	376	396	439	480	522
36 (91.5)	160	137	159	188	203	218	252	290	309	313	380	395	423	444	492	540	589
42 (106.7)	173	149	175	203	227	242	285	324	336	358	416	448	476	500	552	604	657
48 (122)	184	160	198	226	244	271	312	362	376	396	459	502	537	566	625	682	743
54 (137.2)	203	176	209	239	274	290	347	388	423	448	516	553	594	621	682	748	811
60 (152.4)	219	198	228	263	289	321	375	421	459	487	560	603	647	676	747	817	889
66 (167.7)	235	213	245	284	312	354	411	462	502	531	607	655	724	759	838	916	996
72 (182.9)	258	233	263	303	339	383	448	504	531	570	650	696	749	787	869	952	1036
78 (198.2)	263	238	274	310	349	394	459	519	549	606	690	748	800	848	936	1021	1111
84 (213.4)	285	259	287	331	374	423	486	525	594	652	737	800	857	919	1012	1108	1202
90 (228.6)	302	278	308	349	395	449	515	560	627	686	776	859	947	1035	1141	1248	1354
96 (243.9)	310	287	313	363	416	466	537	596	670	735	831	931	1029	1123	1242	1360	1479
102 (259.1)	321	297	334	380	439	500	572	633	708	781	854	962	1069	1175	1302	1425	1548
108 (274.4)	340	313	348	398	462	522	603	662	748	831	916	998	1086	1189	1315	1439	1565
114 (289.6)	353	326	365	423	488	551	635	699	764	846	922	1020	1118	1217	1342	1467	1596
120 (304.8)	369	345	380	439	514	580	667	722	778	867	959	1046	1137	1228	1358	1485	1613

### Add Surcharge to Blind Price

Cloth Tapes	20%
Cordless Lift*	119
Multiple Blinds on One Headrail (no charge to right of heavy line)	44

\* Cordless lift blinds are available in the thin outlined area above; multiple blinds on one headrail are required for cordless lift blinds over 63" (160.1 cm) wide. Cordless lift maximum height is 72" (182.9 cm).

**NOTE:** Due to weight limitations, blinds to right of heavy line will be manufactured as multiple blinds on one headrail.

**NOTE:** Single blinds over 43 square feet (3.99 square meters) will be heavy and difficult to lift and may have light gaps toward the bottom of the blind.

**NOTE:** Majestic valance is recommended with cordless lift for better headrail coverage.

2" (5.1 cm) Smooth and Textured Colors					
Almond	5724	Coconut Textured*	5299	Seattle Grey	5174
Buttermilk	5078	Marshmallow	5742	White	5035
Buttermilk Textured*	5953	Milky Way	5058	White Textured*	5951
Coconut	5630	Milky Way Textured*	5304		

\*Classic valance will be textured to coordinate with textured slats. Majestic valance will be color coordinated in a smooth finish.

## Price Group P: Lake Forest® 2 1/2" (6.4 cm) Faux Wood Blinds

	Width up to inches (cm) →																
Height up to inches (cm) ↓	12 (30.5)	24 (61)	32 (81.3)	36 (91.5)	42 (106.7)	48 (122)	54 (137.2)	60 (152.4)	66 (167.7)	72 (182.9)	78 (198.2)	84 (213.4)	90 (228.6)	96 (243.9)	106 (269.3)	116 (294.7)	120 (304.8)
30 (76.2)	162	137	160	188	209	225	254	292	309	314	380	408	430	449	498	547	594
36 (91.5)	183	156	181	214	230	249	284	332	349	355	433	446	482	502	560	612	667
42 (106.7)	193	170	197	230	257	278	323	369	380	407	472	509	540	568	629	685	746
48 (122)	211	183	225	256	279	309	354	409	430	449	521	570	607	639	710	777	846
54 (137.2)	230	198	237	274	310	332	394	441	482	509	584	630	672	703	777	849	920
60 (152.4)	252	225	258	301	328	364	426	477	521	551	634	684	733	764	848	929	1009
66 (167.7)	267	241	280	322	354	402	467	523	570	604	690	745	823	860	952	1041	1132
72 (182.9)	291	263	301	343	385	435	509	573	604	647	736	789	851	894	987	1083	1176
78 (198.2)	301	271	310	352	399	445	521	590	625	688	783	849	907	962	1061	1159	1258
84 (213.4)	323	292	326	375	424	482	550	596	672	739	835	907	973	1042	1150	1257	1366
90 (228.6)	341	313	348	399	446	510	583	634	711	781	878	976	1077	1174	1296	1416	1536
96 (243.9)	352	326	355	410	472	529	607	677	759	833	943	1056	1167	1275	1409	1543	1678
102 (259.1)	364	337	378	433	498	568	650	718	804	888	968	1090	1213	1335	1475	1618	1754
108 (274.4)	386	355	396	452	523	594	684	754	849	943	1041	1134	1230	1349	1492	1634	1775
114 (289.6)	401	370	414	482	552	627	723	792	868	960	1047	1158	1270	1379	1525	1666	1812
120 (304.8)	418	392	433	498	582	659	756	821	882	984	1088	1187	1290	1395	1540	1685	1831

### Add Surcharge to Blind Price

Cloth Tapes	20%
Cordless Lift*	119
Multiple Blinds on One Headrail (no charge to right of heavy line)	44

\* Cordless lift blinds are available in the thin outlined area above; multiple blinds on one headrail are required for cordless lift blinds over 63" (160.1 cm) wide. Cordless lift maximum height is 72" (182.9 cm).

**NOTE:** Due to weight limitations, blinds to right of heavy line will be manufactured as multiple blinds on one headrail.

**NOTE:** Single blinds over 43 square feet (3.99 square meters) will be heavy and difficult to lift and may have light gaps toward the bottom of the blind.

**NOTE:** Majestic valance is recommended with 2 1/2" (6.4 cm) blinds or cordless lift for better headrail coverage.

2 1/2" (6.4 cm) Smooth and Textured Colors					
Buttermilk	7078	Marshmallow	7742	White	7035
Coconut	7630	Milky Way	7058		
Coconut Textured*	7299	Seattle Grey	7774		

\*Classic valance will be textured to coordinate with textured slats. Majestic valance will be color coordinated in a smooth finish.

## Options Pricing

<b>Accent Color</b> (Elite blinds only)	51 per blind
<b>Bay and Corner Window</b>	No charge
<b>Cloth Tapes</b> (Not available with cordless lift)	20%
<b>Cord Cleats</b>	No charge: Clear 8 Cord winder 10 Solid brass cleat 5 Antique brass cleat
<b>Cordless Lift</b>	119 per blind
<b>Custom Color</b>	149 net per color
<b>Cut-Outs</b> (not available with cordless lift or wood verticals)	67
<b>Decorative Tassels</b>	35 per blind panel (standard on elite blinds and specialty shapes)
<b>High Gloss Finish</b> (Elite blinds only)	No charge
<b>Hold Down Brackets</b>	No charge
<b>Incline Wire Blind</b> (Elite blinds only)	Double the price of the blind
<b>Motorized Tilt</b>	See motorization product information guide
<b>Multiple Blinds on One Headrail</b>	No charge: Right of the heavy line on the price charts 44 Left of the heavy line on the price charts
<b>NoHoles™</b> (not available with cordless lift)	No charge
<b>Projection Brackets</b> (2 3/4" and 4 3/4" (7.0 cm and 12.1 cm)	No charge (outside mount only)
<b>Sandblast Finish</b> (2" (5.1 cm) Elite blinds only)	No charge
<b>Shims (3/16") (0.5 cm)</b>	Standard on all outside mount 2 3/8" (6.1 cm) and 2 1/2" (6.4 cm) slat blinds
<b>Sky Poles</b>	46 3 to 6 1/2 feet (1.0 to 2.0 m) 70 5 to 9 1/2 feet (1.6 to 2.9 m)
<b>Specialty Shapes</b> (Elite blinds only)	See price charts
<b>Template Service Fee</b>	25 net
<b>Valance Keystones</b>	22 each when requested without a splice
<b>Wood Cornices and Valances</b>	See cornices and valances product information guide
<b>Wood Vertical Vanes Only</b>	21 per linear foot