

# ARTISAN DRAPERY, FABRIC SHADES AND TOP TREATMENTS

## Table of Contents

<b>Fabric Features and Considerations</b>	
Fabric Considerations . . . . .	2-3
Key for Fabric Style List . . . . .	4
Fabric Style List . . . . .	5-14
Trim Styles . . . . .	15
<b>Drapery</b>	
Features . . . . .	19-22
Size Considerations . . . . .	23
Specifications . . . . .	24-27
Finishing Options . . . . .	28-29
<b>Fabric Shades</b>	
Features . . . . .	33-35
Options . . . . .	36-37
Size Considerations . . . . .	38-39
<b>Top Treatments and Pillows</b>	
Top Treatments Features . . . . .	43-44
Top Treatments Options and Size Considerations . . . . .	45-50
Pillows Features and Options . . . . .	51
<b>Measuring Instructions</b>	
How to Measure for Drapery . . . . .	55-57
How to Measure for Shades . . . . .	58-60
How to Measure for Top Treatments . . . . .	61-63
Specifications . . . . .	64-67
<b>Price Charts and Options Pricing</b>	
Price Charts: Draperies . . . . .	71-77
Price Charts: Fabric Shades . . . . .	78-87
Price Charts: Cornices . . . . .	88
Price Charts: Swag and Cascades . . . . .	89-90
Price Charts: Board-Mounted Valances . . . . .	91
Price Charts: Pillows . . . . .	92
Price Charts: Fabric . . . . .	92
<b>Customer's Own Material (C.O.M.)</b>	
Fabric Features . . . . .	95-96
C.O.M. Yardage Requirements: Draperies . . . . .	97-106
C.O.M. Yardage Requirements: Fabric Shades . . . . .	107-108
C.O.M. Yardage Requirements: Cornices . . . . .	109-110
C.O.M. Yardage Requirements: Swag and Cascades . . . . .	111-114
C.O.M. Yardage Requirements: Board-Mounted Valances . . . . .	115-118
C.O.M. Yardage Requirements: Pillows . . . . .	119



# Fabric Considerations

## Color Variation

- Fabric appearance can vary based on lighting and selected liner
- Fabric can fade gradually over time; fading can occur at a faster rate if exposed to direct sunlight
- Color may vary between dye lots; to ensure color consistency, please order draperies, shades, top treatments, and/or cut yardage at the same time
- If using contrast lining, it is recommended that the lining color be lighter than the primary fabric, or that interlining be used, to avoid color bleed through

## Appearance

- Stretching and shrinking can occur; amounts will vary depending on climatic conditions
- Wrinkling is an inherent characteristic of natural fabrics; please be aware that products may have wrinkling; most wrinkles will fall out after product is hung; see content label on product for ironing and steaming recommendations
- Seamless Roman, relaxed Roman, and balloon style shades have small stitches (used to attach the cord rings), which may be visible on the front of the shade

## Weight

- Due to fabric construction and weight variation, restrictions may apply; blackout and thermal liners are restricted on specific fabric and product styles due to weight; see fabric list for details
- Due to the lightweight and occasional open weave construction, all sheers, casements, and laces are only available in drapery, drapery style valances, and tiebacks; 60" (152.4 cm) wide sheers, casements, and laces are also available in scarves
- When choosing fabrics for banding and color blocking, it is important to keep the construction of the fabrics similar in weight and style to assure fabrics will hang well together
- Heavyweight fabrics and liners may require a modified header or hem construction
- Draperies and decorative panels in rod pocket style are not available with blackout liner

## Liner Options

- Sheers, laces, and casement fabrics are available unlined only
- Standard: a polyester/cotton liner that drapes and hangs nicely; the most commonly used liner; standard on draperies, shades, and top treatments, excluding sheer fabrics
- Blackout: a polyester/cotton liner blocks light from entering the room through the fabric, making it an ideal choice for day sleepers, nurseries, and entertainment rooms; due to the multiple layers used in the construction of this liner, it will have a stiffer hand and there may be restrictions by product and fabric style; we have developed blackout solutions for our products, but due to stitching there may still be minimal light seepage
- Thermal: a cotton/polyester liner helps to block out excessive heat and cold; due to its thermal qualities, this liner will have a stiffer hand; an excellent choice for those interested in energy efficiency; due to the weight and stiffness there may be restrictions by product and fabric style
- Water repellent: a cotton/polyester liner that is treated to help protect the drapery fabric from dust and moisture; a great performance liner that hangs and drapes well; recommended for areas with high humidity such as bathrooms
- Flannel-back: a cotton liner with a brushed flannel back; recommended for light to medium weight fabrics to enhance the drape of the fabric and add protection; a great option for customers looking for some light control without blackout
- Interlining: a cotton flannel liner that is used between the main fabric and liner to add additional weight and protection; recommended for lightweight fabrics such as silk and silk blends; can be used with standard and water repellent liners

## Swatches and Cut Yardage


- 5" (12.7 cm) x 7" (17.8 cm) swatches are available to order at no charge; limit 10 per order; dye lots may vary between swatches and production
- ½ yard (0.5 meter) memo samples are available to order at a surcharge for customers requiring a full repeat; dye lots may vary between memo samples and production
- Fabric by the yard is available for those customers who would like to make additional products not available in the program; minimum order is 1 yard (0.9 meter); sold in 1 yard (0.9 meter) increments; dye lots may vary; not covered under warranty

## Assembled in the USA

- All our soft products are hand crafted by artisans in the USA, assuring high quality and timely delivery

# Fabric Considerations


## Patterns



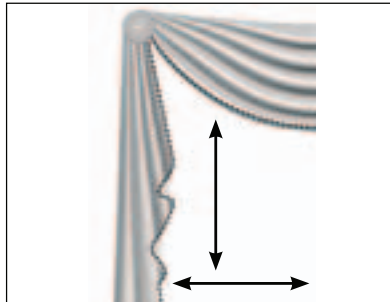
Prints and patterns may be interrupted at the center split when drapery pairs are ordered.




Fabrics with vertical stripes or prints will not have a consistent and uniform appearance from pleat to pleat or panel to panel on draperies. We recommend a plain top drapery style on a rod with rings to allow flexibility during installation.



Swags are cut on the bias. As a result, the direction of patterns (stripes, plaids, etc) will appear diagonal.




As a result of pole scarf installation, direction of patterns (stripes, plaids, etc) will shift from vertical on the sides to horizontal as it drapes across the window.



Measurements for vertical and horizontal repeats are approximate.

### Seamless




### Classic Flat



### Looped



Fabrics with prints and patterns will be interrupted at each sewn pleat in classic flat and looped Roman shades. Seamless or relaxed fabric shades are recommended if you do not want a pattern interruption in your fabric shade.



All products will be paneled to cover widths wider than fabric width. Patterns are matched at seams.

Shades will be seamed vertically in three panels ( $\frac{1}{4}$ ,  $\frac{1}{2}$ , and  $\frac{1}{4}$ ). Seams may be visible.

# Fabric Features

## Key for Fabric Style List

Key to Fabric Type	
PAT/PRT	Pattern/Print
SLD	Solid
SHR	Sheer

Key to Ironing	
Lo	Iron: low setting
Med/Lo	Iron: medium/low setting
Med	Iron: medium setting
Med/Hi	Iron: medium/high setting
Hi	Iron: high setting
No	Do not iron


Key to Steaming	
Yes	Light steam OK
No	Do not steam

### Key to Pictograms

For each fabric style, we use the following pictograms to indicate the product styles and options available in that fabric. Use this information to identify fabrics that are perfectly suited to the desired application. Please note the identified fabrics that have restrictions to blackout and interlining due to fabric weight or construction. Sheers, casements, and laces are available unlined only.

- Numbers that are not crossed out indicate styles that are available in the corresponding fabric
- An X through a number indicates that the style is not available in that fabric
- Fire retardant symbol indicates that the fabric is fire retardant

#### Drapery Styles




- 1 Pleated
- 2 Rod Pocket
- 3 Specialty (Grommet Top, Tabs, Plain Top)
- 4 Rod Pocket Top and Bottom

#### Fabric Shade Styles




- 1 Looped Roman
- 2 Classic Flat Roman
- 3 Seamless Roman
- 4 Relaxed Roman
- 5 Balloon

#### Cornices



- 1 Fabric-Wrapped/  
Premium Fabric-Wrapped
- 2 Fabric-Wrapped—Curved

#### Fire Retardant



Passes NFPA 701

#### Swags



- 1 Traditional Swag and Cascades
- 2 Pole Swag and Cascades
- 3 Rod Pocket Swag/Insert and Cascades
- 4 Scarf
- 5 Tailored Arch

#### Valances



- 1 Formal
- 2 Inverted Box Pleat
- 3 Soft Fold
- 4 Tailored Flat
- 5 Tailored Scallop








































































































#### Contrast Fabric



- 1 Contrast Cascade Lining
- 2 Contrast Fabrics—Top Treatments
- 3 Contrast Fabrics—Inset Shade Banding

# Fabric Features

## Fabric Style List

Fabric Name	Price Group	Motorized Max Shade Area <sup>(2)</sup>	Fabric Type	Fabric Content	Fabric Width inches (cm)	Fabric Repeat		Iron Setting	Steam	Fabric Exceptions						Passes NFPA 701 	\$ per Yard
						Vertical inches (cm)	Horizontal inches (cm)										
Addison	D	5	PAT/PRT	52.1% polyester/ 47.9% rayon	55" (141.3)	19.563 (49.7)	27.5 (69.9)	Lo	N	 1 2 3 4 5	 1 2 3 4 5	 1 2 3 4 5	 1 2 3 4 5	 1 2 3 4 5	 1 2 3 4 5	\$81	
Adrift	C	3	SLD	54% cotton/ 46% polyester	55 (139.7)	0 (0.0)	0 (0.0)	Med	Y	 1 2 3 4 5	 1 2 3 4 5	 1 2 3 4 5	 1 2 3 4 5	 1 2 3 4 5	 1 2 3 4 5	67	
Ainslie	D	4	PAT/PRT	58% polyester/ 42% cotton	55 (139.7)	7.5 (19.1)	9.1 (23.2)	Med	N	 1 2 3 4 5	 1 2 3 4 5	 1 2 3 4 5	 1 2 3 4 5	 1 2 3 4 5	 1 2 3 4 5	81	
Alameda <sup>(1)</sup>	D	4	SLD	60% polyester/ 40% rayon	54 (137.2)	0 (0.0)	0 (0.0)	Med/Lo	N	 1 2 3 4	 1 2 3 4 5	 1 2 3 4 5	 1 2 3 4 5	 1 2 3 4 5	 1 2 3 4 5	81	
Allendale	E	2	PAT/PRT	61.3% rayon/ 38.7% polyester	55 (139.7)	27 (68.6)	27.25 (69.3)	Lo	N	 1 2 3 4 5	 1 2 3 4 5	 1 2 3 4 5	 1 2 3 4 5	 1 2 3 4 5	 1 2 3 4 5	106	
Alsace	A	N/A	SHR	100% polyester	54 (137.2)	11.5 (29.3)	12 (30.5)	Lo	Y	 1 2 3 4	 1 2 3 4 5	 1 2 3 4 5	 1 2 3 4 5	 1 2 3 4 5	 1 2 3 4 5	43	
Ambiance	B*	N/A	SHR	100% polyester	118 (299.8)	6.3 (16.1)	33.85 (86.0)	Lo	Y	 1 2 3 4	 1 2 3 4 5	 1 2 3 4 5	 1 2 3 4 5	 1 2 3 4 5	 1 2 3 4 5	55	
Asbury	D	4	PAT/PRT	57% cotton/ 43% polyester	58 (147.4)	12.63 (32.1)	14.75 (37.5)	Lo	Y	 1 2 3 4 5	 1 2 3 4 5	 1 2 3 4 5	 1 2 3 4 5	 1 2 3 4 5	 1 2 3 4 5	81	
Ashton	E	4	PAT/PRT	50.75% cotton/ 40.07% rayon/7.63% polyester/ 1.55% metallic	56 (142.3)	3.56 (9.1)	2.38 (6.1)	Med	Y	 1 2 3 4 5	 1 2 3 4 5	 1 2 3 4 5	 1 2 3 4 5	 1 2 3 4 5	 1 2 3 4 5	106	
Augusta <sup>(1)</sup>	E	4	PAT/PRT	100% cotton Embroidery: 100% polyester	52 (132.1)	5.25 (13.4)	4.5 (11.5)	Med/Hi	Y	 1 2 3 4 5	 1 2 3 4 5	 1 2 3 4 5	 1 2 3 4 5	 1 2 3 4 5	 1 2 3 4 5	106	
Auri	F	2	SLD	62% rayon/ 37% polyester/ 1% nylon	54 (137.2)	9.13 (23.2)	8.75 (22.3)	Med	N	 1 2 3 4 5	 1 2 3 4 5	 1 2 3 4 5	 1 2 3 4 5	 1 2 3 4 5	 1 2 3 4 5	117	
Avers	D	4	PAT/PRT	100% polyester	55 (139.7)	0 (0.0)	4.1 (10.5)	No	Y	 1 2 3 4 5	 1 2 3 4 5	 1 2 3 4 5	 1 2 3 4 5	 1 2 3 4 5	 1 2 3 4 5	81	
Beaufort	C	N/A	SHR	93% polyester/ 7% linen	60 (152.4)	0 (0.0)	7.28 (18.5)	No	N	 1 2 3 4	 1 2 3 4 5	 1 2 3 4 5	 1 2 3 4 5	 1 2 3 4 5	 1 2 3 4 5	67	
Beauvais <sup>(1)</sup>	E	4	PAT/PRT	100% polyester	54 (137.2)	12.6 (32.1)	17.3 (44.0)	Lo	Y	 1 2 3 4 5	 1 2 3 4 5	 1 2 3 4 5	 1 2 3 4 5	 1 2 3 4 5	 1 2 3 4 5	106	
Bellamy	E	3	PAT/PRT	100% cotton	56" (144.2)	16.83 (42.8)	13.5 (34.3)	Lo	Y	 1 2 3 4 5	 1 2 3 4 5	 1 2 3 4 5	 1 2 3 4 5	 1 2 3 4 5	 1 2 3 4 5	106	
Bengali	B*	N/A	SHR	100% polyester	118 (299.8)	0 (0.0)	0 (0.0)	Med/Lo	Y	 1 2 3 4	 1 2 3 4 5	 1 2 3 4 5	 1 2 3 4 5	 1 2 3 4 5	 1 2 3 4 5	55	

(1) Not available with blackout or interlining. (2) See motorization price list for size area details.

\*Pricing for 118" (299.8 cm) fabrics starts at 96" (243.9 cm) length.

July 2017

# Fabric Features

## Fabric Style List

Fabric Name	Price Group	Motorized Max Shade Area <sup>(2)</sup>	Fabric Type	Fabric Content	Fabric Width inches (cm)	Fabric Repeat		Iron Setting	Steam	Fabric Exceptions						Passes NFPA 701	\$ per Yard	
						Vertical inches (cm)	Horizontal inches (cm)											
Benson	D	4	SLD	100% polyester	55 (139.7)	0 (0.0)	0 (0.0)	Med/Lo	N									81
Bianca	F	3	PAT/PRT	65% cotton/ 35% polyester Embroidery: 100% polyester	55 (139.7)	9 (22.9)	8.6 (21.9)	Med	Y									117
Bonfield	D	4	PAT/PRT	100% linen	55 (139.7)	25.25 (64.2)	13.5 (34.3)	Med	N									81
Bowen	B*	N/A	SHR	100% polyester	118 (299.8)	23.25 (59.1)	6.3 (16.1)	Lo	N									55
Branley	E	4	PAT/PRT	75.19% rayon/ 24.81% polyester	56 (142.3)	25.25 (64.2)	2.75 (7.0)	Med	Y									106
Briell	F	5	PAT/PRT	58% polyester/ 42% cotton Embroidery: 100% rayon	54 (137.2)	9 (22.9)	8.875 (22.6)	Med	Y									117
Brunswick	D	3	SLD	100% polyester	54 (137.2)	0 (0.0)	0 (0.0)	No	Y									81
Brynlee	F	2	PAT/PRT	70% cotton/30% polyester Embroidery: 100% polyester	54 (137.2)	12.75 (32.4)	12.75 (32.4)	Med/Lo	Y									117
Burke	D	4	PAT/PRT	100% linen	55 (139.7)	4.125 (10.5)	3.125 (8.0)	Med/Lo	Y									81
Burnham	C	4	PAT/PRT	55% linen/ 45% viscose	55 (139.7)	24 (61.0)	13.5 (34.3)	Med	N									67
Byrne	D	3	PAT/PRT	100% polyester	56 1/2 (142.6)	10.188 (25.9)	9.25 (23.5)	Lo	Y									81
Callahan	A	3	SLD	70% polypropylene/ 30% polyester	54 (137.2)	0 (0.0)	0 (0.0)	Med	N									43
Calvet	E	4	PAT/PRT	100% polyester	55 (139.7)	3.15 (8.1)	3.15 (8.1)	Med	Y									106
Cambric	B*	N/A	SHR	100% polyester	118 (299.8)	0 (0.0)	2.75 (7.0)	Lo	Y									55
Canyon	E	3	PAT/PRT	51.38% Egyptian cotton/ 36.44% rayon/ 12.18% flax	57 (144.8)	23 (58.5)	28 (71.2)	Med/Lo	N									106
Channer	E	3	PAT/PRT	57.02% cotton/ 32.90% PRC polyester/ 10.80% polyester	56 1/4 (142.9)	28.25 (71.8)	27.75 (70.5)	Med/Lo	N									106

<sup>(1)</sup> Not available with blackout or interlining. \*Pricing for 118" (299.8 cm) fabrics starts at 96" (243.9 cm) length.

<sup>(2)</sup> See motorization price list for size area details.

# Fabric Features

## Fabric Style List

Fabric Name	Price Group	Motorized Max Shade Area <sup>(2)</sup>	Fabric Type	Fabric Content	Fabric Width inches (cm)	Fabric Repeat		Iron Setting	Steam	Fabric Exceptions						Passes NFPA 701	\$ per Yard	
						Vertical inches (cm)	Horizontal inches (cm)											
Chevron	B	3	PAT/PRT	52% polyester/ 48% cotton	54 (137.2)	2 (5.1)	2 (5.1)	Med/Lo	Y									\$55
Clearfield	F	4	PAT/PRT	60% polyester/ 30% cotton/10% linen Embroidery: 100% viscose	51 (129.6)	9 (22.9)	8.5 (21.6)	Med	N									117
Clermont	D	3	PAT/PRT	74.77% cotton/ 25.23% polyester	59 1/2 (151.8)	1.438 (3.7)	2.5 (6.4)	Lo	Y									81
Colfax	F	6	PAT/PRT	65% cotton/ 35% rayon	57 (144.8)	2.5 (6.4)	2.875 (7.4)	Med/Hi	N									117
Columbiana	B	3	PAT/PRT	100% cotton	55 (139.7)	27 (68.6)	27 (68.6)	Med/Hi	Y									55
Cosy	C	4	PAT/PRT	48% rayon/ 28% polyester/ 24% cotton	54 (137.2)	2 (5.1)	1.875 (4.8)	Med	Y									67
Crystalline	A*	N/A	SHR	100% polyester	118 (299.8)	0 (0.0)	0 (0.0)	Med/Lo	Y									43
Damani	E	2	PAT/PRT	64.64% rayon/ 33.26% polyester/ 2.10% flax	57 (144.8)	13.75 (35.0)	0.06 (0.2)	Lo	N									106
Danton	D	N/A	SHR	100% polyester	54 (137.2)	0 (0.0)	2.75 (7.0)	Lo	Y									81
Delaney	E	4	PAT/PRT	43% cotton/ 42% polyester/ 15% rayon	54 (137.2)	0 (0.0)	4.625 (11.8)	Med/Lo	N									106
Diamante	F	N/A	SHR	100% linen Embroidery: 100% viscose	57 (144.8)	11.75 (29.9)	10.75 (27.4)	Med	Y									117
Dorchester	D	2	PAT/PRT	58% cotton/ 42% polyester	54 (137.2)	27 (68.6)	13.62 (34.6)	No	N									81
Drake <sup>(1)</sup>	F	4	PAT/PRT	61.77% rayon/ 35.83% polyester/ 2.40% metallic	56 (142.3)	15.938 (40.5)	14 (35.6)	Med/Hi	N									117
Ebsen	E	2	PAT/PRT	100% polyester Embroidery: 100% viscose	51 (129.6)	3 (7.7)	3.25 (8.3)	Lo	Y									106
Echolls	B	N/A	SHR	74% polyester/ 26% cotton	59 (149.9)	0 (0.0)	2.25 (5.8)	No	Y									55
Edgecombe	C	3	PAT/PRT	82% polyester/ 18% cotton	54 (137.2)	13 (33.1)	13.87 (35.3)	Med	N									67

<sup>(1)</sup> Not available with blackout or interlining. <sup>(2)</sup> See motorization price list for size area details. \*Pricing for 118" (299.8 cm) fabrics starts at 96" (243.9 cm) length.

# Fabric Features

## Fabric Style List

Fabric Name	Price Group	Motorized Max Shade Area <sup>(2)</sup>	Fabric Type	Fabric Content	Fabric Width inches (cm)	Fabric Repeat		Iron Setting	Steam	Fabric Exceptions						Passes NFPA 701	\$ per Yard		
						Vertical inches (cm)	Horizontal inches (cm)												
Emmons	D	3	PAT/PRT	76% polyester/ 24% rayon	55 (139.7)	9 (22.9)	15.5 (39.4)	Med	N										\$81
Eintwine	A	N/A	SHR	100% polyester	59 (149.9)	7.5 (19.1)	4 (10.2)	Lo	Y										43
Escanaba	D	5	PAT/PRT	55% linen/ 45% rayon	54 (137.2)	13.5 (34.3)	13.5 (34.3)	Med	Y										81
Esme	D	3	PAT/PRT	66% polyester/ 15% cotton/ 19% linen	54 (137.2)	13 (33.1)	9 (22.9)	Med/Lo	N										81
Esmerelda	D	2	PAT/PRT	100% cotton	54 (137.2)	25.25 (64.2)	13.5 (34.3)	Lo	Y										81
Ethereal	A	N/A	SHR	100% polyester	120 (304.8)	0 (0.0)	0 (0.0)	Lo	Y										43
Expedition	C	3	SLD	84% polyester/ 16% cotton	54 (137.2)	0 (0.0)	0 (0.0)	Med	Y										67
Exposé	B*	N/A	SHR	100% polyester	118 (299.8)	8.5 (21.6)	22.5 (57.2)	Lo	Y										55
Gaia	A*	N/A	SHR	100% polyester	118 (299.8)	0 (0.0)	0 (0.0)	Med/Lo	Y										43
Genessee	C	4	PAT/PRT	100% cotton	54 (137.2)	13.5 (34.3)	13.5 (34.3)	Med	Y										67
Gilt	B	4	SLD	59% cotton/ 41% polyester	54 (137.2)	0 (0.0)	0 (0.0)	Med	Y										55
Gossamer	A*	N/A	SHR	100% polyester	118 (299.8)	0 (0.0)	0 (0.0)	Med/Lo	Y										43
Gresham	D	3	PAT/PRT	67.87% polyester/ 24.1% rayon/ 8.02% flax	56 1/4 (142.9)	6.875 (17.5)	6.988 (17.7)	Lo	N										81
Hadley	D	3	SLD	87% polyester/ 13% viscose	56 (142.3)	0 (0.0)	7 (17.8)	Med	Y										81
Hansford	D	2	PAT/PRT	100% cotton	55 (139.7)	0 (0.0)	3 (7.7)	Med	Y										81
Harlan	C	3	PAT/PRT	63% rayon/ 37% polyester	54 (137.2)	0 (0.0)	7 (17.8)	Lo	N										67

\*Pricing for 118" (299.8 cm) fabrics starts at 96" (243.9 cm) length.


























































































(1) Not available with blackout or interlining.

(2) See motorization price list for size area details.



# Fabric Features

## Fabric Style List

Fabric Name	Price Group	Motorized Max Shade Area <sup>(2)</sup>	Fabric Type	Fabric Content	Fabric Width inches (cm)	Fabric Repeat		Iron Setting	Steam	Fabric Exceptions						Passes NFPA 701 	\$ per Yard
						Vertical inches (cm)	Horizontal inches (cm)										
Harmoni	B	N/A	SHR	100% polyester	59 (149.9)	6.5 (16.6)	20.5 (52.1)	Lo	Y	 1 2 3 4	 1 2 3 4	 1 2 3 4	 1 2 3 4	 1 2 3 4		\$55	
Harper	E	2	PAT/PRT	67% polyester/ 33% rayon	56 (142.3)	34 (86.4)	14 (35.6)	Med	Y	 1 2 3	 1 2 3 4 5	 1 2 3 4 5	 1 2 3 4 5	 1 2 3 4 5		106	
Hendry	C	2	SLD	74% polyester/ 26% viscose	55 (139.7)	0 (0.0)	0 (0.0)	Med/Lo	Y	 1 2 3 4	 1 2 3 4 5	 1 2 3 4 5	 1 2 3 4 5	 1 2 3 4 5		67	
Hensley	C*	N/A	SHR	100% polyester	118 (299.8)	0 (0.0)	0 (0.0)	No	Y	 1 2 3 4	 1 2 3 4 5	 1 2 3 4 5	 1 2 3 4 5	 1 2 3 4 5		67	
Highlight	A*	N/A	SHR	100% polyester	118 (299.8)	0 (0.0)	0 (0.0)	Lo	Y	 1 2 3 4	 1 2 3 4 5	 1 2 3 4 5	 1 2 3 4 5	 1 2 3 4 5		43	
Hyde	D	3	PAT/PRT	100% polyester	56 1/2 (142.6)	10.188 (25.9)	9.25 (23.5)	Lo	N	 1 2 3 4	 1 2 3 4 5	 1 2 3 4 5	 1 2 3 4 5	 1 2 3 4 5		81	
Inscribe	C	3	PAT/PRT	70% cotton/ 30% linen	57 (144.8)	24.6 (62.5)	24.6 (62.5)	Lo	Y	 1 2 3 4	 1 2 3 4 5	 1 2 3 4 5	 1 2 3 4 5	 1 2 3 4 5		67	
Inspirea	B	1	SLD	100% polyester	58 (147.4)	0 (0.0)	0 (0.0)	Lo	N	 1 2 3 4	 1 2 3 4 5	 1 2 3 4 5	 1 2 3 4 5	 1 2 3 4 5		55	
Inspirea II	C	1	SLD	100% polyester	53 (134.7)	0 (0.0)	0 (0.0)	No	N	 1 2 3 4	 1 2 3 4 5	 1 2 3 4 5	 1 2 3 4 5	 1 2 3 4 5		67	
Josephine	C	2	SLD	80% rayon/ 20% polyester	54 (137.2)	0 (0.0)	0 (0.0)	Med	Y	 1 2 3 4	 1 2 3 4 5	 1 2 3 4 5	 1 2 3 4 5	 1 2 3 4 5		67	
Keanna	D	3	SLD	100% polyester	58 (147.4)	0 (0.0)	0 (0.0)	No	Y	 1 2 3 4	 1 2 3 4 5	 1 2 3 4 5	 1 2 3 4 5	 1 2 3 4 5		81	
Kearney	D	4	PAT/PRT	55% linen/ 45% rayon	54 (137.2)	27 (68.6)	27 (68.6)	Lo	Y	 1 2 3 4	 1 2 3 4 5	 1 2 3 4 5	 1 2 3 4 5	 1 2 3 4 5		81	
Kendall	E	3	PAT/PRT	100% polyester Embroidery: 100% polyester	52 (132.1)	3.12 (8.0)	3.25 (8.3)	Med/Lo	N	 1 2 3 4	 1 2 3 4 5	 1 2 3 4 5	 1 2 3 4 5	 1 2 3 4 5		106	
Kennicott	C	4	PAT/PRT	100% cotton	56 (142.3)	13.5 (34.3)	13.5 (34.3)	Med/Hi	Y	 1 2 3 4	 1 2 3 4 5	 1 2 3 4 5	 1 2 3 4 5	 1 2 3 4 5		67	
Kenville	F	3	PAT/PRT	99% linen/1% cotton Embroidery: 97% viscose/ 3% sequins	54 (137.2)	11.25 (28.6)	6 (15.3)	Med/Hi	Y	 1 2 3 4	 1 2 3 4 5	 1 2 3 4 5	 1 2 3 4 5	 1 2 3 4 5		117	
Keynotes	C	3	SLD	100% cotton	55 (139.7)	0 (0)	0 (0.0)	Med/Lo	N	 1 2 3 4	 1 2 3 4 5	 1 2 3 4 5	 1 2 3 4 5	 1 2 3 4 5		67	

\*Pricing for 118" (299.8 cm) fabrics starts at 96" (243.9 cm) length.

(1) Not available with blackout or interlining.

(2) See motorization price list for size area details.

July 2017

# Fabric Features

## Fabric Style List

Fabric Name	Price Group	Motorized Max Shade Area <sup>(2)</sup>	Fabric Type	Fabric Content	Fabric Width inches (cm)	Fabric Repeat		Iron Setting	Steam	Fabric Exceptions						Passes NFPA 701	\$ per Yard	
						Vertical inches (cm)	Horizontal inches (cm)											
Kingsbury	F	4	PAT/PRT	58% polyester/ 18% linen/15% viscose/ 9% cotton	55 (139.7)	9.25 (23.5)	17.25 (43.9)	Med	N									\$117
Kirkwood	B	3	PAT/PRT	100% polyester	54 (137.2)	18 (45.8)	13.5 (34.3)	Med	N									55
Lasalle	A*	N/A	SHR	100% polyester	118 (299.8)	0 (0.0)	1.45 (3.7)	No	Y									43
Laurence	E	4	PAT/PRT	100% cotton Embroidery: 100% viscose	54 (137.2)	7.63 (19.4)	6.7 (17.1)	Med/Lo	N									106
Leona	A*	N/A	SHR	100% polyester	118 (299.8)	1.2 (3.1)	1.2 (3.1)	Med/Lo	N									43
Letta	F	5	PAT/PRT	68% viscose/ 27% linen/ 5% cotton	55 (139.7)	12.25 (31.2)	13 (33.1)	Med	Y									117
Linn	C	2	PAT/PRT	55% linen/ 45% rayon	55 (139.7)	25.25 (64.2)	27 (68.6)	Lo	Y									67
Lisle	D*	N/A	SHR	75% polyester/ 25% cotton	118 (299.8)	10 (25.4)	9.5 (24.2)	Lo	Y									81
Loft	E	4	PAT/PRT	67% linen/ 33% cotton	54 (137.2)	13.2 (33.6)	13.5 (34.3)	Med	Y									106
Loft Stripe <sup>(1)</sup>	E	5	PAT/PRT	67% linen/ 33% cotton	54 (137.2)	0 (0.0)	9 (22.9)	Med	N									106
Luminous	F	1	SLD	100% silk	54 (137.2)	0 (0.0)	0 (0.0)	Lo	N									117
Maiolaine	D	3	PAT/PRT	100% cotton	54 (137.2)	27 (68.6)	27 (68.6)	Med	Y									81
Marco	B	2	SLD	64% rayon/ 36% acetate	54 (137.2)	0 (0.0)	0 (0.0)	Lo	N									55
Meade	D	4	SLD	100% linen	55 (139.7)	0 (0.0)	0 (0.0)	Med	Y									81
Medley	C	3	SLD	51% polyester/ 49% cotton	54 (137.2)	0 (0.0)	0 (0.0)	Med	Y									67
Mellette	B	3	SLD	100% polyester	56 (142.3)	0 (0.0)	0 (0.0)	Med	Y									55

(1) Not available with blackout or interlining.










































































































































(2) See motorization price list for size area details.

10 | grabdirect.com

\*Pricing for 118" (299.8 cm) fabrics starts at 96" (243.9 cm) length.

# Fabric Features

## Fabric Style List

Fabric Name	Price Group	Motorized Max Shade Area <sup>(2)</sup>	Fabric Type	Fabric Content	Fabric Width inches (cm)	Fabric Repeat		Iron Setting	Steam	Fabric Exceptions						Passes NFPA 701 	\$ per Yard		
						Vertical inches (cm)	Horizontal inches (cm)												
Melvina	B	3	SLD	100% polyester	55 (139.7)	0 (0.0)	0 (0.0)	Lo	Y	 1(2) 3(4) 5	 1(2) 3(4) 5	 1(2) 3(4) 5	 1(2) 3(4) 5	 1(2) 3(4) 5	 1(2) 3(4) 5	 1(2) 3(4) 5	 1(2) 3(4) 5		\$55
Mercer	B*	N/A	SHR	100% polyester	118 (299.8)	3.93 (10.0)	4.13 (10.5)	Lo	Y	 1(2) 3(4)	 1(2) 3(4)	 1(2) 3(4)	 1(2) 3(4)	 1(2) 3(4)	 1(2) 3(4)	 1(2) 3(4)	 1(2) 3(4)		55
Mireille	D	N/A	SHR	100% polyester	54 (137.2)	3.5 (8.9)	6.25 (15.9)	Lo	Y	 1(2) 3(4)	 1(2) 3(4)	 1(2) 3(4)	 1(2) 3(4)	 1(2) 3(4)	 1(2) 3(4)	 1(2) 3(4)	 1(2) 3(4)	•	81
Montgomery	C	3	PAT/PRT	57% cotton/ 43% polyester	54 (137.2)	10.5 (26.7)	9 (22.9)	Med/Lo	N	 1(2) 3(4) 5	 1(2) 3(4) 5	 1(2) 3(4) 5	 1(2) 3(4) 5	 1(2) 3(4) 5	 1(2) 3(4) 5	 1(2) 3(4) 5	 1(2) 3(4) 5		67
Morrigan	D	5	PAT/PRT	68% rayon/ 32% polyester	55 (139.7)	16.25 (41.3)	13.5 (34.3)	Lo	Y	 1(2) 3(4) 5	 1(2) 3(4) 5	 1(2) 3(4) 5	 1(2) 3(4) 5	 1(2) 3(4) 5	 1(2) 3(4) 5	 1(2) 3(4) 5	 1(2) 3(4) 5		81
Motif	F	3	PAT/PRT	60% linen/ 40% silk	57 (144.8)	14.19 (36.1)	14.38 (36.6)	Med/Lo	N	 1(2) 3(4) 5	 1(2) 3(4) 5	 1(2) 3(4) 5	 1(2) 3(4) 5	 1(2) 3(4) 5	 1(2) 3(4) 5	 1(2) 3(4) 5	 1(2) 3(4) 5		117
Muir	F	1	PAT/PRT	100% polyester Embroidery: 100% polyester	55 (139.7)	6.25 (15.9)	6.5 (16.6)	Med/Lo	N	 1(2) 3(4) 5	 1(2) 3(4) 5	 1(2) 3(4) 5	 1(2) 3(4) 5	 1(2) 3(4) 5	 1(2) 3(4) 5	 1(2) 3(4) 5	 1(2) 3(4) 5		117
Newberry	B	4	PAT/PRT	100% cotton	57 (144.8)	27 (68.6)	27 (68.6)	Med/Hi	Y	 1(2) 3(4) 5	 1(2) 3(4) 5	 1(2) 3(4) 5	 1(2) 3(4) 5	 1(2) 3(4) 5	 1(2) 3(4) 5	 1(2) 3(4) 5	 1(2) 3(4) 5		55
Newgard	B*	N/A	SHR	100% polyester	118 (299.8)	9.84 (25.0)	6.2 (15.8)	No	N	 1(2) 3(4)	 1(2) 3(4)	 1(2) 3(4)	 1(2) 3(4)	 1(2) 3(4)	 1(2) 3(4)	 1(2) 3(4)	 1(2) 3(4)		55
Nyaline	A*	N/A	SHR	100% polyester	118 (299.8)	0 (0.0)	4 (10.2)	Lo	Y	 1(2) 3(4)	 1(2) 3(4)	 1(2) 3(4)	 1(2) 3(4)	 1(2) 3(4)	 1(2) 3(4)	 1(2) 3(4)	 1(2) 3(4)	•	43
Oakleigh	E	3	PAT/PRT	63.66% cotton/ 36.34% rayon	57½ (146.1)	2.063 (5.3)	1.188 (3.1)	Med/Lo	Y	 1(2) 3(4) 5	 1(2) 3(4) 5	 1(2) 3(4) 5	 1(2) 3(4) 5	 1(2) 3(4) 5	 1(2) 3(4) 5	 1(2) 3(4) 5	 1(2) 3(4) 5		106
Oragami	F	1	PAT/PRT	60% polyester/ 40% rayon	54 (137.2)	12.75 (32.4)	25 (63.5)	Med/Lo	Y	 1(2) 3(4) 5	 1(2) 3(4) 5	 1(2) 3(4) 5	 1(2) 3(4) 5	 1(2) 3(4) 5	 1(2) 3(4) 5	 1(2) 3(4) 5	 1(2) 3(4) 5		117
Oxford	C	4	PAT/PRT	51% cotton/ 49% polyester	54 (137.2)	0 (0.0)	0.625 (1.6)	Med	Y	 1(2) 3(4) 5	 1(2) 3(4) 5	 1(2) 3(4) 5	 1(2) 3(4) 5	 1(2) 3(4) 5	 1(2) 3(4) 5	 1(2) 3(4) 5	 1(2) 3(4) 5		67
Penna	E	3	PAT/PRT	100% cotton	54 (137.2)	27 (68.6)	26.5 (67.4)	Med	Y	 1(2) 3(4) 5	 1(2) 3(4) 5	 1(2) 3(4) 5	 1(2) 3(4) 5	 1(2) 3(4) 5	 1(2) 3(4) 5	 1(2) 3(4) 5	 1(2) 3(4) 5		106
Perkins <sup>(1)</sup>	C	5	SLD	55% cotton/ 45% linen	54 (137.2)	0 (0.0)	0 (0.0)	No	N	 1(2) 3(4) 5	 1(2) 3(4) 5	 1(2) 3(4) 5	 1(2) 3(4) 5	 1(2) 3(4) 5	 1(2) 3(4) 5	 1(2) 3(4) 5	 1(2) 3(4) 5		67
Perkins Stripe	C	5	PAT/PRT	55% cotton/ 45% linen	54 (137.2)	0 (0.0)	2.25 (5.8)	No	N	 1(2) 3(4) 5	 1(2) 3(4) 5	 1(2) 3(4) 5	 1(2) 3(4) 5	 1(2) 3(4) 5	 1(2) 3(4) 5	 1(2) 3(4) 5	 1(2) 3(4) 5		67

<sup>(1)</sup> Not available with blackout or interlining.

<sup>(2)</sup> See motorization price list for size area details.

July 2017

# Fabric Features

## Fabric Style List

Fabric Name	Price Group	Motorized Max Shade Area <sup>(2)</sup>	Fabric Type	Fabric Content	Fabric Width inches (cm)	Fabric Repeat		Iron Setting	Steam	Fabric Exceptions						Passes NFPA 701	\$ per Yard	
						Vertical inches (cm)	Horizontal inches (cm)											
Raleigh	C	3	SLD	55% linen/ 45% viscose	55 (139.7)	0 (0.0)	0 (0.0)	Lo	Y									\$67
Ravenswood	C	2	PAT/PRT	100% polyester	54½ (138.5)	19.063 (48.5)	27 (68.6)	Lo	N									67
Rimini <sup>(1)</sup>	F	4	PAT/PRT	52% polyester/ 48% cotton Embroidery: 100% polyester	52 (132.1)	3 (7.7)	1.12 (2.9)	Med/Lo	N									117
Rockingham	C	3	PAT/PRT	50% polyester/ 50% rayon	54 (137.2)	3.5 (8.9)	3.5 (8.9)	Lo	Y									67
Rolette	C	3	PAT/PRT	100% polyester	56¼ (144.2)	20.75 (52.8)	28.063 (71.3)	No	N									67
Rowan	B	2	SLD	100% polyester	59 (149.9)	0 (0.0)	0 (0.0)	Med	Y									55
Ruggieri	D	2	PAT/PRT	100% cotton	55 (139.7)	21.5 (54.7)	14 (35.6)	Med	N									81
Ryland	D	3	PAT/PRT	55% flax/ 45% viscose rayon	54 (137.2)	13.5 (34.3)	13.5 (34.3)	Med/Lo	N									81
Sakayo	D	4	PAT/PRT	55% linen/ 45% cotton	54 (137.2)	27 (68.6)	27 (68.6)	Med	N									81
Seneca	E	4	PAT/PRT	55% linen/ 45% cotton	53 (134.7)	13.5 (34.3)	13.5 (34.3)	Med/Hi	N									106
Sheridan	C	2	PAT/PRT	100% polyester	56¼ (142.9)	13.875 (35.3)	14.125 (35.9)	Lo	N									67
Silkweed	F	2	SLD	100% silk	54 (137.2)	0 (0.0)	0 (0.0)	Med/Lo	Y									117
Simplicity	A	N/A	SHR	100% polyester	60 (152.4)	0 (0.0)	0 (0.0)	Med/Lo	Y									43
Skrim	A	N/A	SHR	100% polyester	59 (149.9)	0 (0.0)	0 (0.0)	Lo	Y									43
Sofia	D	4	PAT/PRT	74.4% rayon/ 25.6% polyester	59¼ (150.5)	1.188 (3.1)	5.875 (15.0)	Med	Y									81
Soiree	D	N/A	SHR	100% polyester	53 (134.7)	10.5 (26.7)	4.25 (10.8)	No	N									81

(1) Not available with blackout or interlining.

(2) See motorization price list for size area details.










































































































12 | [grabdirect.com](http://grabdirect.com)

(3) Selected colors.

\*Pricing for 118" (299.8 cm) fabrics starts at 96" (243.9 cm) length.

# Fabric Features

## Fabric Style List

Fabric Name	Price Group	Motorized Max Shade Area <sup>(2)</sup>	Fabric Type	Fabric Content	Fabric Width inches (cm)	Fabric Repeat		Iron Setting	Steam	Fabric Exceptions						Passes NFPA 701 	\$ per Yard
						Vertical inches (cm)	Horizontal inches (cm)										
Stanton	B	2	SLD	100% polyester	54 (137.2)	0 (0.0)	0 (0.0)	Lo	Y								\$55
Stratford	B	3	SLD	59% cotton/ 41% polyester	56 (142.3)	0 (0.0)	0 (0.0)	Med	N								55
Taryn	C	2	PAT/PRT	100% cotton	54 (137.2)	27 (68.6)	18 (45.8)	Med	Y								67
Tiago	D	4	PAT/PRT	100% linen	55 (139.7)	0 (0.0)	1.5 (3.9)	Med/Hi	Y								81
Trusses	E	3	PAT/PRT	87% rayon/ 13% polyester	54 (137.2)	4.75 (12.1)	5.175 (13.2)	Med	Y								106
Tyrell	C	4	SLD	51% polyester/ 49% cotton	56 (142.3)	0 (0.0)	0 (0.0)	Med/Lo	N								67
Vanango	D	2	PAT/PRT	100% cotton	54 (137.2)	27 (68.6)	27 (68.6)	Med/Hi	Y								81
Vayle	D	3	PAT/PRT	100% cotton	59 (149.9)	25.2 (64.1)	26.8 (68.1)	Med/Lo	Y								81
Veil	A	N/A	SHR	100% polyester	60 (152.4)	0 (0.0)	0 (0.0)	Lo	Y								43
Warrick	E	N/A	SHR	96% linen/ 2% lurex/ 2% cotton	54 (137.2)	0 (0.0)	1.2 (3.1)	Med	N								106
Webster	E	3	SLD	100% polyester	56 (142.3)	0 (0.0)	0 (0.0)	Med/Lo	N								106
Westmorland	D	4	SLD	56% cotton/ 44% polyester	55 (139.7)	14 (35.6)	14 (35.6)	Med	Y								81
Whitley	E	4	PAT/PRT	55% polyester/ 28% cotton/ 17% linen	54½ (138.5)	14.6 (37.1)	17.3 (44.0)	Lo	Y								106
Woodbury	C	1	SLD	100% polyester	58 (147.4)	0 (0.0)	0 (0.0)	Med/Lo	Y								67

\*Pricing for 118" (299.8 cm) fabrics starts at 96" (243.9 cm) length.

(1) Not available with blackout or interlining.  
 (2) See motorization price list for size area details.

# Fabric Features


















## Fabric Style List

Fabric Name	Price Group	Motorized Max Shade Area <sup>(2)</sup>	Fabric Type	Fabric Content	Fabric Width inches (cm)	Fabric Repeat		Iron Setting	Steam	Fabric Exceptions						Passes NFPA 701	\$ per Yard
						Vertical inches (cm)	Horizontal inches (cm)										
<b>Liners</b>																	
Blackout	A	N/A	LINER	50% cotton/ 50% polyester	55 (139.7)	0 (0.0)	0 (0.0)	N/A	N/A								\$36
Flame-Back	A	N/A	LINER	100% cotton	54 (137.2)	0 (0.0)	0 (0.0)	N/A	N/A								36
Interlining	N/A	N/A	LINER	100% cotton	56 (142.3)	0 (0.0)	0 (0.0)	N/A	N/A								36
Standard	A	N/A	LINER	70% polyester/ 30% cotton	54½ (138.5)	0 (0.0)	0 (0.0)	N/A	N/A								36
Thermal	A	N/A	LINER	50% cotton/ 50% polyester	54½ (138.5)	0 (0.0)	0 (0.0)	N/A	N/A								36
Water Repellent	A	N/A	LINER	100% cotton	55 (139.7)	0 (0.0)	0 (0.0)	N/A	N/A								36
<b>Trim</b>																	
Brush Fringe	N/A	N/A	TRIM	100% polyester	1½ (3.9)	N/A	N/A	No	N								\$16
Globe Fringe	N/A	N/A	TRIM	100% polyester Inside ball: wood	1½ (3.9)	N/A	N/A	No	N								21
Gimp	N/A	N/A	TRIM	51% cotton/ 43% acetate/ 6% polyester	7/8 (1.2)	N/A	N/A	No	N								16
Flat Gimp	N/A	N/A	TRIM	60% viscose/ 40% rayon/	½ (1.3)	N/A	N/A	No	N								16
Ribbon Gimp	N/A	N/A	TRIM	36% acetate/23% viscose/ 22% acrylic/16% polyester/ 3% nylon	½ (1.3)	N/A	N/A	No	N								16
Teardrop Crystal Bead Trim	N/A	N/A	TRIM	80% acrylic/ 20% polyester	1 (2.6)	N/A	N/A	No	N								16
Round Crystal Bead Trim	N/A	N/A	TRIM	50% acrylic/ 40% cotton 10% rayon	½ (1.3)	N/A	N/A	No	N								21
Cord	N/A	N/A	TRIM	Varies by style	3/8 (0.5), ¼ (0.7), 5/8 (1.0)	N/A	N/A	No	N								16
Deco Tape	N/A	N/A	TRIM	Varies by style	1½ (4.2), 1¼ (4.5), 2 (5.1)	N/A	N/A	No	N								21

(2) See motorization price list for size area details.

# Options

## Trim Styles

		Colors																							
		Angel Fire: xx972	Bay Berry: xx965	Black: xx156	Bronze: xx01	Camel: xx086	Clover: xx049	Cream: xx715	Dark Beige: xx350	Dark Clover: xx140	Dark Rock Grey: xx139	Light Gold: xx02	Light Green: xx08	Maize: xx002	Maroon: xx360	Morning Blue: xx014	Morning Glory: xx639	Night Shadow: xx826	Rock Grey: xx399	Sand: xx04	Stucco: xx963	Teardrop White: xx05	Tender Taupe: xx103	Toffee: xx296	White: xx417
1½" (3.9 cm) Brush Fringe		•	•	•			•	•	•				•	•	•			•	•				•	•	•
1½" (3.9 cm) Mingled Globe Fringe						•		•							•	•								•	
7/16" (1.2 cm) Gimp		•	•	•			•	•	•				•	•	•		•	•	•		•		•	•	•
½" (1.3 cm) Flat Gimp							•	•	•				•			•	•		•						
½" (1.3 cm) Ribbon Gimp									•				•				•								
1" (2.6 cm) Teardrop Crystal Bead Trim					•							•								•		•			
½" (1.3 cm) Round Crystal Bead Trim				•			•					•				•								•	
3/8" (1.0 cm) Cord		•	•	•			•	•	•			•	•	•	•		•	•	•		•		•	•	•
3/8" (1.0 cm) Lip Cord		•	•	•			•	•	•			•	•	•	•		•	•	•		•		•	•	•
¼" (0.7 cm) Metallic Lip Cord								•			•										•				
3/16" (0.5 cm) Mingled Lip Cord			•				•	•	•			•					•								
1 5/8" (4.2 cm) Deco Tape								•									•								
1 3/4" (4.5 cm) Deco Tape										•						•									
1 3/4" (4.5 cm) Deco Tape																								•	
2" (5.1 cm) Deco Tape								•	•							•	•		•						
2" (5.1 cm) Deco Tape							•	•	•	•						•	•		•						
2" (5.1 cm) Deco Tape							•	•	•			•				•	•		•						





# Drapery

## Features

Features and Benefits of Our Drapery . . . . .	19
Drapery Styles . . . . .	20
Drapery Styles Hardware Summary . . . . .	21
Drapery Draws . . . . .	22
Support Brackets. . . . .	22
Decorative Panels . . . . .	22

## Size Considerations

Drapery Styles Minimums and Maximums . . . . .	23
--	----

## Specifications

Pleated . . . . .	24
Roll Pleat . . . . .	24
Rod Pocket Top . . . . .	25
Rod Pocket Top and Bottom . . . . .	25
Plain Top. . . . .	25
Grommet Top . . . . .	26
Tab Styles. . . . .	27
Decorative Panels . . . . .	27

## Finishing Options


Color Blocking . . . . .	28
Edge Banding. . . . .	28
Trim. . . . .	28
Tiebacks. . . . .	29
Tieback Options. . . . .	29



# Features


## Features and Benefits of Our Drapery

### Drapery Fullness




Fullness is based on the style and width of your custom drapery. This results in evenly spaced fullness, providing depth and a luxurious look.

### Hidden Seams



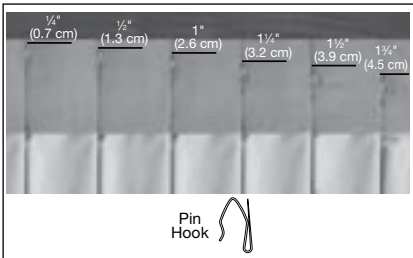
Seams fall to the back of the pleat or fold, making them less noticeable.

### Patterns Matched at Seams



All our seamed drapes have patterns matched to assure the pattern is continuous across the drape, creating visual continuity.

### Pre-Pinned Draperies



Pleated draperies are pre-pinned based on rod specifications for easy installation.

### Decorative Panels



Available in 1 width and 2 width options in pinch pleat, rod pocket, grommet, and back tab styles.

### Rod Pocket and Tab Tops



Rod pocket and tab sizes are determined based on the diameter of the rod specified at the time of order.

### Spring Back




Pleated drapes on a pole with rings may "spring back" slightly from their closed position. Manufacturing will add 10% to the width of drapery to allow for privacy and prevent light gap.

### Double Turned Hem




Double turned hem provides weight and stability. Weights are added to each corner of the drapery.

### Lining




Linings are added to the back of all drapes (except sheer fabrics) to help protect the fabric from outside elements and increase energy efficiency.

### Mitered Corners



Mitered corners come standard on all drapery styles.

### Modified Straight Hem



Due to construction and/or weight of certain fabrics, a modified hem may be required. These hems will not have mitered corners.














### Interlining



Placed between the main fabric and liner, interlining adds weight while creating a more opaque look. Recommended for lightweight fabrics.

# Features

## Drapery Styles

Pleated	Rod Pocket	Specialty
 <p data-bbox="282 550 367 573">Box Pleat</p>	 <p data-bbox="691 550 867 573">Rod Pocket Top (D, V)</p>	 <p data-bbox="1192 550 1300 573">Back Tab (D)</p>
 <p data-bbox="250 833 399 856">Cartridge Pleat (V)</p>	 <p data-bbox="667 1123 907 1146">Rod Pocket Top and Bottom</p>	 <p data-bbox="1183 833 1310 856">Classic Tab (V)</p>
 <p data-bbox="253 1117 396 1140">Inverted Pleat (V)</p>		 <p data-bbox="1162 1117 1338 1140">Grommet Top (D, V)</p>
 <p data-bbox="250 1404 399 1428">Pinch Pleat (D, V)</p>		 <p data-bbox="1203 1404 1287 1428">Plain Top</p>
 <p data-bbox="253 1688 396 1711">Reverse Pleat (V)</p>	<p data-bbox="737 1404 837 1428"><b>Roll Pleat</b></p> 	 <p data-bbox="1175 1688 1318 1711">Wrapped Tab (V)</p>















D-Available in Decorative Panels

V-Available in Valances

**NOTE:** Drapery hardware is not included with draperies.

# Features

## Drapery Styles Hardware Summary

	Drapery Styles					
						
Rod Type						
 Curtain Rod			•	•		
 Decorative Pole	•			• Top only		•
 Decorative Traverse			•			
 Traverse Rod			•			
 Decorative Pole with Rings		•	•	• Slouch application		
 Sash or Tension				• Top and bottom only		
 Roll Pleat Rod <sup>(1)</sup>					•	
 Motorized <sup>(2)</sup>			•		•	

(1) See Graber® Artisan drapery hardware catalog for roll pleat rod specifications and pricing.


(2) See Graber Glydea drapery motorized track price list for specifications and pricing.

# Features


## Drapery Draws




Pair—Center or Split Draw



Panel—One Way Draw Right




Panel—One Way Draw Left



Stationary Panels—Custom-Sized Panels that are Non-Functional

## Support Brackets



Support Brackets

- Support brackets required on wider rods prevent the following draperies from fully traversing:
  - Grommet top
  - All tab styles
  - Rod pocket
  - Styles mounted on a pole with rings

## Decorative Panels











Decorative Panels

- Preset widths—available in only 1 or 2 fabric widths and made to order lengths

# Size Considerations

## Drapery Styles Minimums and Maximums

Drapery Styles								
								
	Pleated	Roll Pleat	Rod Pocket	Rod Pocket: Top and Bottom	Plain Top	Tab Tops	Grommet Top	Deco Panels
<b>Fullness</b>								
Approximate Fullness: Drapery Fabrics	2.5:1	100% 120%	2.5:1		2:1	2:1	2:1	Based on drapery fabric width
Approximate Fullness: Sheers	3:1	100% 120%	3:1	3:1	2.5:1	2.5:1	2.5:1	Based on drapery fabric width
<b>Draperies</b>								
Minimum Width per Panel inches (cm)	15 (38.1)	13 (33.1)	15 (38.1)	5 (12.7)	19 (48.3)	19 (48.3)	19 (48.3)	1 fabric width approximately 20" (50.8 cm)
Minimum Width per Pair inches (cm)	30 (76.2)	26 (66.1)	30 (76.2)		38 (96.6)	38 (96.6)	38 (96.6)	
Maximum Width per Panel or Pair inches (cm)	213 (541.1)	190 (482.6)	213 (541.1)	50 (127.0)	213 (541.1)	213 (541.1)	213 (541.1)	2 fabric widths approximately 40" (101.6 cm)
Minimum Length inches (cm)	18 (45.8)	18 (45.8)	18 (45.8)	18 (45.8)	18 (45.8)	18 (45.8)	18 (45.8)	18 (45.8)
Maximum Length inches (cm)	225 (571.5)	225 (571.5)	225 (571.5)	98 (249.0)	225 (571.5)	225 (571.5)	225 (571.5)	225 (571.5)
<b>Valances</b>								
Minimum Width inches (cm)	15 (38.1)		15 (38.1)			19 (48.3)	19 (48.3)	
Maximum Width inches (cm)	213 (541.1)		213 (541.1)			213 (541.1)	213 (541.1)	
Minimum Length inches (cm)	12 (30.5)		12 (30.5)			12 (30.5)	12 (30.5)	
Maximum Length inches (cm)	17¼ (45.1)		17¼ (45.1)			17¼ (45.1)	17¼ (45.1)	
<b>Returns</b>								
Drapery: 2" (5.1 cm), 3" (7.7 cm), 4" (10.2 cm), 6" (15.3 cm)	•		•					Return and leading edge both 4" (10.2 cm)
Roll Pleat Drapery: Approx. 3½" (8.9 cm)		•						
Valances: 2" (5.1 cm), 3" (7.7 cm), 4" (10.2 cm), 6" (15.3 cm), 8" (20.4 cm)	•		•					
<b>Headings</b>								
4" (10.2 cm) Double Turned Headers with Buckram (some exceptions will apply based on fabric weight or construction)	•				•	Back tab	•	• (excluding rod pocket)

# Specifications

## Pleated



Box Pleat<sup>(1)</sup>



Cartridge Pleat



Inverted Pleat<sup>(2)</sup>



Pinch Pleat



Reverse Pleat

- (1) Recommended for stationary application only.  
 (2) Not recommended for sheers.

### Pin Hook Placement

All pleated styles come pre-pinned based on the chosen rod selection.


		Rod Type	Top of Pin from Top Edge of Drapery inches (cm)
		Decorative Traverse Rod with Glides	1/4 (0.7)
		Curtain Rod	1/2 (1.3)
		Decorative Traverse Rod with Rings	1/2 (1.3)
		Pole with Rings	1/2 (1.3)
		Motorized Rod	1/2 (1.3)
		Board Mounted Drape—Ceiling Mount	1 (2.6)
		Board Mounted Drape—Wall Mount	1 1/4 (3.2)
		Ceiling Mounted Traverse Rod	1 1/4 (3.2)
		Standard Traverse Rod	1 1/2 (3.9)
		Alternative Traverse Rod	1 3/4 (4.5)



### Board-Mounted

Pleated draperies up to 95" (241.3 cm) wide can be ordered with a board-mounted option

Drapery Width inches (cm)	Pair	Panel
20 (50.8)	—	5
24 (61.0)	—	6
40 (101.6)	10	10
60 (152.4)	16	15
80 (203.2)	20	20
100 (254.0)	26	25
120 (304.8)	30	30
140 (355.6)	36	35
160 (406.4)	40	38
Add for leading edge and returns	4	2



Leading Edge  
Approximately  
4" (10.2 cm)

**NOTES:** This chart is a general guideline. There may be slight variations based on fabric width and seam placement.  
 When using a pole with rings, multiply your width by 1.1 to determine drapery width for pleat count chart above.

## Roll Pleat



Roll Pleat



Overlap Panels



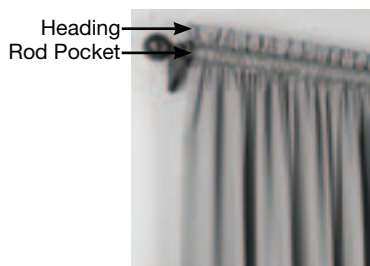
Butt Panels

**NOTE:** See drapery hardware price list for control options.



# Specifications

## Rod Pocket Top



Rod Pocket Top

- Heading sizes available: 0" (0.0 cm), 1" (2.6 cm), 2" (5.1 cm), 3" (7.7 cm), and 4" (10.2 cm)
- Rod pocket size is determined by rod selection
- Decorative pole with rings used when creating a slouch style
- Due to construction, rod pocket draperies not available with blackout liner

Rod Type and Diameter	Pocket Size inches (cm)
1" (2.6 cm) Curtain Rod	2 (5.1)
1" (2.6 cm) Decorative Pole	2 (5.1)
1¾" (3.5 cm) Decorative Pole	2½ (6.4)
2" (5.1 cm) Decorative Pole	4 (10.2)
2¼" (5.8 cm) Decorative Pole	4 (10.2)
3" (7.7 cm) Decorative Pole	5½ (14.0)
Decorative Pole with Rings	4 (10.2)
Sash or Tension Rod	1½ (3.9)

## Rod Pocket Top and Bottom



Rod Pocket Top and Bottom

- Available unlined in sheers, laces, and casements only
- Heading sizes available: 0" (0.0 cm), 1" (2.6 cm), and 2" (5.1 cm)
- Rod pocket size: 1½" (3.9 cm)

## Plain Top



Plain Top

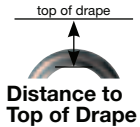



- Installed using a decorative pole with rings

Suggested Number of Clip Rings <sup>(3)</sup>		
Drapery Width inches (cm)	Pair	Panel
20 (50.8)	—	7
24 (61.0)	14	12
40 (101.6)	20	17
60 (152.4)	24	22
80 (203.2)	30	27
100 (254.0)	34	32

<sup>(3)</sup> This chart can also be used to create a slouched drapery using a rod pocket drapery with no heading.

# Specifications

## Grommet Top

		Decorative Pole					
Decorative Pole Choice		1" (2.6 cm) Decorative Pole	1½" (3.5 cm) Decorative Pole	2" (5.1 cm) and 2¼" (5.8 cm) Decorative Pole			
 Distance to Top of Drape		Approximately 1¼" (3.2 cm)	Approximately 1" (2.6 cm)	Approximately ¾" (2.0 cm)			
Grommet Style	 Round	•	•	•			
	 Square	•	•				
	 Diamond	•					
					Artisan Custom Hardware—Suggested Color Coordination		
					Finesse	Iron Essence	Opulence
Grommet Colors and Numbers	Black—39	•	•	•		431—Black	411—Raven 412—Golden Black
	Brushed Nickel—45	•	•	•	442—Brushed Nickel	432—Golden Silver	401—Antique Ivory 402—Vintage White
	Vintage Gold—15	•	•	•		434—Vintage Gold	412—Golden Black 410—Gilded Walnut 408—Gilded Mahogany 404—Antique Gold
	Aged Pewter—16	•	•			432—Aged Pewter	403—Antique Pewter
	Bronze—2	•	•			436—Bronze	407—Classic Mahogany 408—Gilded Mahogany 409—Regal Walnut 410—Gilded Walnut
	Golden Bronze—19	•	•	•		433—Golden Bronze	405—Roasted Pecan 406—Sienna Rosewood 409—Regal Walnut
	Satin Brass—18	•	•	•	443—Satin Brass		404—Antique Gold

- Finished grommet length includes additional fabric above the grommet top opening (see chart at the left); adjustment is added to the ordered length by manufacturing
- Support brackets on wider poles prevent this drapery style from fully traversing
- Grommet top not available on 3" (7.7 cm) decorative poles

# Specifications


## Tab Styles



Rod Type and Diameter	Tab Length		
	Back Tab inches (cm)	Classic Tab inches (cm)	Wrapped Tab inches (cm)
1" (2.6 cm) Decorative Pole	4 (10.2)	3½ (8.9)	5 (12.7)
1½" (3.5 cm) Decorative Pole	4 (10.2)	3½ (8.9)	5 (12.7)
2" (5.1 cm) Decorative Pole	4 (10.2)	4½ (11.5)	6 (15.3)
2¼" (5.8 cm) Decorative Pole	4½ (11.5)	4½ (11.5)	6 (15.3)
3" (7.7 cm) Decorative Pole	6 (15.3)	5½ (14.0)	7 (17.8)

**NOTES:** Tab length will be determined based on rod selected.  
Tab length is included in finished length with classic and wrapped tabs.

## Decorative Panels



Standard				
Features	Standard pin set: ½" (1.3 cm); Leading edge both sides: 4" (10.2 cm)	Rod pocket size: 4" (10.2 cm); Heading: none Accommodates rod diameter up to: 2" (5.1 cm)	Grommet accommodates rod diameters up to: 1" (2.6 cm); Grommet style: round (choice of color);	Back tab accommodates rod diameters up to: 2" (5.1 cm) Tab length: 4" (10.2 cm)
Options				
Liners: Water Repellent, Thermal, Flannel-Back	•	•	•	•
Liners: Blackout	•		•	•

- Available in 1 width or 2 width panels
- See fabric style list for fabric width
- No additional calculations made to length; ordered length equals finished length
- Standard liner comes on all; alternative liners are available for a surcharge except sheers, casement, and laces
- Liner-only decorative panels: available in pinch pleat and rod pocket styles only

## Finishing Options for Draperies and Decorative Panels

### Color Blocking<sup>(1)</sup>



1/3 Bottom



1/3 Top



1/5 Bottom



1/5 Top

- Secondary color is the 1/3 or 1/5 portion of the drapery
- Not available in conjunction with banding or trim

### Edge Banding<sup>(1)</sup>



Inside Edge



Inside and Outside Edges



Outside Edge

- 3" (7.7 cm) accent edge banding
- Banding can be attached on the inside edge, outside edge, or inside and outside edges
- Not available in conjunction with color blocking or trim

### Trim<sup>(1)</sup>



Inside Edge



Bottom Hem



Inside Edge and Bottom Hem



Inset Gimp

- Trim can be attached on the inside edge, bottom hem, or inside edge and bottom hem
- Not available in conjunction with banding or color blocking
- Gimp only can be attached inset 2" (5.1 cm) from inside edge

<sup>(1)</sup> Not available on sheers, laces, or casement fabrics

# Finishing Options

## Tiebacks



Straight



Contour

## Tieback Options



Self-Welting



Contrast Welting



Cord



Brush Fringe



Globe Fringe



Beaded Trim



Ring Fastener

	Folded Length Sizes								Depth Sizes
	5" (12.7 cm)	10" (25.4 cm)	20" (50.8 cm)	30" (76.2 cm)	40" (101.6 cm)	50" (127.0 cm)	60" (152.4 cm)	70" (177.8 cm)	4" (10.2 cm)
Straight Tieback	•	•	•	•	•	•	•	•	•
Contour Tieback		•	•	•	•	•	•	•	•

**NOTES:** Sold as single units.

Sheers and casement fabrics available straight style only; not available with self or contrast welting.

Laces not available.



# Fabric Shades

## Features

Features and Benefits of Our Shades . . . . .	33-34
Safety Features of Our Shades . . . . .	34
Motorized Lift . . . . .	35

## Options

Fabric Shade Styles . . . . .	36-37
-------------------------------	-------

## Size Considerations

Corded Shades . . . . .	38
Continuous-Loop Shades . . . . .	38
Cordless Shades: Looped Roman, Classic Flat Roman, Seamless Roman, Relaxed Roman . . . . .	39
Depth Requirements for Inside Mount . . . . .	39






# Features

## Features and Benefits of Our Shades

### Pinhole Free Blackout Feature




Classic flat, seamless, and relaxed shades with blackout liner are constructed to create a pinhole free shade.

### Front Control Option




Shade comes off the back of the headrail with controls placed in the front. Color coordinated cords and tassels on standard control.

### Hidden Support Rods



Create even folds without the hassle of training the pleats. All shades except balloon have hidden support rods included in the price.

### Snap-In Install Brackets



No struggling with wing nuts. Our snap-in brackets make installation quick and easy.

### Seamless Lining



To prevent shadows from the lining seams, our lining is seamless on all shades except balloon style.

### Multi Shade Option



Multiple shades on one headrail option available in two-on-one or three-on-one configurations with standard or continuous-loop controls.

### Bottom Up/Top Down Controls



Raise or lower your shade from the bottom or the top for privacy and light control. Standard control with color coordinated cords and tassels.

### Fabric-Wrapped Wood Headrail



All our headrails are wrapped with self fabric for a beautifully finished look.

### Patterns Matched at Seams




All our seamed shades have patterns matched to assure the pattern is continuous across the shade.

### Adjustable Returns



Returns are standard on outside mount shades and valances, and are designed for flexibility on the job site.

### Fabric Valance



Attached valance is free with front control and bottom up/top down. Valance is available with a surcharge on back controls. (Minimum valance length on front controls is 8" (20.4 cm)).

### Back Valance




Back valance coordinates with liner; standard on back control with cordless, continuous-loop, or motorized lift option. Available for a surcharge on standard control.

# Features

## Features and Benefits of Our Shades

### Edge and Inset Accent



2" (5.1 cm) edge or inset banding, or decorative tape option on seamless and relaxed styles. Standard on valance when ordered on shade. Not available on multi-shade valances.

### Valance Trim



Decorative trim options, available on the bottom of the valance, highlight the custom look of your shade.


## Safety Features of Our Shades

### Single Pull Cordless Lift Option



Patented cordless lift system available on all shade styles except balloon.

### Motorized Lift Option




Operate your shades from virtually anywhere in your home. Provides ease of operation for hard to reach or large windows.

### Continuous-Loop Lift Option



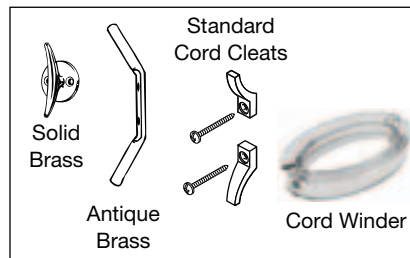
Single continuous-loop metal bead chain allows you to raise and lower your shade smoothly and easily. Great for larger shades.

### Safety Cord Shroud with Metal Rings



Prevents cord from being easily pulled away from the shade and forming a loop.

### Cord Management Options



Standard clear cord cleat comes with every shade. Cord winder and decorative cord cleats are available for a surcharge.

# Features

## Motorized Lift



- Refer to motorization price list for additional options, sizing, and pricing
- Window treatments can be operated from virtually anywhere in the home
- Provides easy operation of hard-to-reach or large window coverings
- Efficiently manages energy (heat gain and loss)
- Operate multiple window treatments simultaneously or individually
- A safer alternative to accessible cords that are traditionally used to operate window coverings; ideal for homes with children and pets
- Easily integrated with home automation systems
- Low voltage motorization requires no costly electrical hard-wiring
- Multiple control options available













**NOTE:** Motorization components and accessories have a five-year limited warranty, excluding batteries.



# Options

## Fabric Shade Styles













Option surcharges may apply. See pricing section for details.

	Control Choices (Back Control is Standard on all Control Options)					Lining Choices			Shade Options			
	Cordless	Motorized	Continuous-Loop	Standard Cord	Non-Operational	Standard: Included on All Shades	Water Repellent, Thermal, Flannel-Back	Blackout	Bottom Up/Top Down	Front Control	Upturned Headrail	Front Valance: 6" (15.3 cm), 8" (20.4 cm), 10" (25.4 cm)
<b>Looped Roman Shade</b> 	•	•	•	•	•	•	•	•	•	•	•	•
<b>Classic Flat Roman Shade</b> 	•	•	•	•	•	•	•	•	•	•	•	•
<b>Seamless Roman Shade</b> 	•	•	•	•	•	•	•	•	•	•	•	•
<b>Relaxed Roman Shade</b> 	•	•	•	•	•	•	•	•	•	•	•	•
<b>Balloon Shade</b> 			•	•	•	•	•					
<b>Cordless</b> 	•					•	•	•		•		•
<b>Motorized</b> 		•				•	•			•		•
<b>Continuous-Loop</b> 			•			•	•	•		•		•
<b>Standard Cord</b> 				•		•	•	•	•	•	•	•
<b>Non-Operational</b> 					•	•	•	•		•	•	•
<b>Bottom Up/Top Down</b> 				•		•	•	•	•			•
<b>Front Control</b> 	•	•	•	•	•	•	•	•		•	•	8" (20.4 cm) min.

# Options




## Fabric Shade Styles

Option surcharges may apply. See pricing section for details.

		Shade Options				Finishing Options					Information	
		Back Valance	Corner Window	Bay Window	Multiple Shades on One Headrail	Inset Banding	Edge Banding	Decorative Tape	Decorative Cord Cleats	Valance Trim	Coordinating Cords and Tassels	Pattern Interruption
Looped Roman Shade		•	•	•	•				•	•	•	•
Classic Flat Roman Shade		•	•	•	•				•	•	•	•
Seamless Roman Shade		•	•	•	•	•	•	•	•	•	•	•
Relaxed Roman Shade		•	•	•	•	•	•	•	•	•	•	•
Balloon Shade		•							•			
Cordless		•	•	•		•	•	•		•		•
Motorized		•	•	•		•	•	•		•		•
Continuous-Loop		•	•	•		•	•	•		•		•
Standard Cord		•	•	•	•	•	•	•	•	•		•
Non-Operational		•	•	•	•	•	•	•		•		•
Bottom Up/Top Down						•	•	•	•	•	•	•
Front Control					•	•	•	•	• Standard cord	•	• Standard cord	•



## Size Considerations

### Corded Shades

Shade Style													
	Single Shade				Multiple Shades on One Headrail					Bottom Up/Top Down Shade			
	Width		Length		Width		Length	Width		Length			
	Min inches (cm)	Max inches (cm)	Min inches (cm)	Max inches (cm)	Min Panel inches (cm)	Max Panel inches (cm)	Max Shade inches (cm)	Min Shade inches (cm)	Max Shade inches (cm)	Min inches (cm)	Max inches (cm)	Min inches (cm)	Max inches (cm)
Looped Roman	12 (30.5)	106 (269.3)	18 (45.8)	103 (261.7)	12 (30.5)	106 (269.3)	144 (365.8)	18 (45.8)	103 (261.7)	16 (40.7)	74 (188.0)	18 (45.8)	103 (261.7)
Classic Flat Roman	12 (30.5)	106 (269.3)	18 (45.8)	120 (304.8)	12 (30.5)	106 (269.3)	144 (365.8)	18 (45.8)	120 (304.8)	16 (40.7)	74 (188.0)	18 (45.8)	120 (304.8)
Seamless Roman	12 (30.5)	106 (269.3)	18 (45.8)	120 (304.8)	12 (30.5)	106 (269.3)	144 (365.8)	18 (45.8)	120 (304.8)	16 (40.7)	74 (188.0)	18 (45.8)	120 (304.8)
Relaxed Roman	12 (30.5)	106 (269.3)	18 (45.8)	120 (304.8)	12 (30.5)	106 (269.3)	144 (365.8)	18 (45.8)	120 (304.8)	Not available			
Balloon	24 (61.0)	90 (228.6)	18 (45.8)	103 (261.7)	Not available								

**NOTES:** For all inside mount applications,  $\frac{3}{8}$ " (1.0 cm) deduction is taken by the manufacturer on ordered width.  
Cord length on shades is approximately  $\frac{1}{2}$  the length of the shade.

### Continuous-Loop Shades

Shade Style									
	Single Shade				Multiple Shades on One Headrail				
	Width		Length		Width		Length		
	Min inches (cm)	Max inches (cm)	Min inches (cm)	Max inches (cm)	Min Panel inches (cm)	Max Panel inches (cm)	Max Shade inches (cm)	Min Shade inches (cm)	Max Shade inches (cm)
Looped Roman	24 (61.0)	106 (269.3)	18 (45.8)	100 (254.0)	24 (61.0)	106 (269.3)	144 (365.8)	18 (45.8)	100 (254.0)
Classic Flat Roman	24 (61.0)	106 (269.3)	18 (45.8)	100 (254.0)	24 (61.0)	106 (269.3)	144 (365.8)	18 (45.8)	100 (254.0)
Seamless Roman	24 (61.0)	106 (269.3)	18 (45.8)	100 (254.0)	24 (61.0)	106 (269.3)	144 (365.8)	18 (45.8)	100 (254.0)
Relaxed Roman	24 (61.0)	106 (269.3)	18 (45.8)	100 (254.0)	24 (61.0)	106 (269.3)	144 (365.8)	18 (45.8)	100 (254.0)
Balloon	28 (71.2)	90 (228.6)	18 (45.8)	100 (254.0)	Not available				

**NOTES:** For all inside mount applications,  $\frac{3}{8}$ " (1.0 cm) deduction is taken by the manufacturer on ordered width.  
Beaded chain length is approximately  $\frac{3}{4}$  the length of the shade. Specific lengths may be requested.  
Chain tensioner must be installed for the shade to operate correctly.

# Size Considerations

## Cordless Shades: Looped Roman, Classic Flat Roman, Seamless Roman, Relaxed Roman

### Minimum and Maximum Cordless Shades: Standard, Water Repellent, Thermal

**NOTE:** Minimum width 18" (45.8 cm), minimum length 18" (45.8 cm). Shaded area indicates headrail size, see below for details.

Length up to inches (cm) ↓	Width up to inches (cm) →													
	18 (45.8)	24 (61.0)	30 (76.2)	36 (91.5)	42 (106.7)	48 (122.0)	54 (137.2)	60 (152.4)	66 (167.7)	72 (182.9)	78 (198.2)	84 (213.4)	90 (228.6)	96 (243.9)
24 (61.0)														
30 (76.2)														
36 (91.5)														
42 (106.7)														
48 (122.0)														
54 (137.2)														
60 (152.4)														
66 (167.7)														
72 (182.9)														
78 (198.2)														
84 (213.4)														
90 (228.6)	N/A													
96 (243.9)	N/A													
102 (259.1)	N/A	N/A												
108 (274.4)	N/A	N/A												





### Minimum and Maximum Cordless Shades: Blackout, Flannel-Back

**NOTE:** Minimum width 18" (45.8 cm), minimum length 18" (45.8 cm). Shaded area indicates headrail size, see below for details.

Length up to inches (cm) ↓	Width up to inches (cm) →													
	18 (45.8)	24 (61.0)	30 (76.2)	36 (91.5)	42 (106.7)	48 (122.0)	54 (137.2)	60 (152.4)	66 (167.7)	72 (182.9)	78 (198.2)	84 (213.4)	90 (228.6)	96 (243.9)
24 (61.0)														
30 (76.2)														
36 (91.5)														
42 (106.7)														
48 (122.0)														
54 (137.2)														
60 (152.4)														
66 (167.7)														
72 (182.9)														
78 (198.2)														
84 (213.4)														
90 (228.6)	N/A	N/A												N/A
96 (243.9)	N/A	N/A											N/A	N/A
102 (259.1)	N/A	N/A										N/A	N/A	N/A
108 (274.4)	N/A	N/A									N/A	N/A	N/A	N/A

**NOTE:** For all inside mount applications, 3/8" (1.0 cm) deduction is taken by the manufacturer on ordered width.

## Depth Requirements for Inside Mount

	Headrail Dimensions inches (cm)	 Partially recessed headrail in window casing/molding <b>Minimum Depth Mount inches (cm)</b>	 Fully recessed headrail in window casing/molding <b>Flush with Casing inches (cm)</b>
Standard Corded	1½ (3.9) D x ¾ (1.6) L	¾ (2.0)	2¾ (6.1)
Upturned Headrail <sup>(1)</sup>	¾ (1.6) D x 1½ (3.9) L	1 (2.6)	1¼ (3.2)
Continuous-Loop/Motorized	2¼ (5.8) D x ¾ (1.6) L	¾ (2.0)	3¼ (8.0)
Cordless: Areas Shaded Dark 	1½ (3.9) D x ¾ (1.6) L	¾ (2.0)	2¾ (6.1)
Cordless: Areas Shaded Light 	2¼ (5.8) D x ¾ (1.6) L	¾ (2.0)	3¼ (8.0)

**(1)** For direct mount, front control shades add ¾" (2.0 cm) to the mounting depths for clearance of the pleat tabs and rings. Upturned headrail is direct mount only, mounting brackets are not available.





# Top Treatments and Pillows

## Features

Features and Benefits of Our Top Treatments and Pillows . . . . .	43
---	----

## Top Treatments Features

Top Treatment Styles . . . . .	44
--------------------------------	----

## Top Treatments Options and Size Considerations

Premium Fabric-Wrapped Cornices . . . . .	45
Fabric-Wrapped Cornices . . . . .	45
Swag and Cascades . . . . .	46
Traditional Swag and Cascades . . . . .	47
Pole Swag and Cascades . . . . .	47
Rod Pocket Swag and Cascades . . . . .	47
Board-Mounted Valances . . . . .	48
Board-Mounted Valance Decorative Accents . . . . .	49
Board-Mounted Valance Minimums and Maximums . . . . .	50

## Pillows Features and Options


Pillows . . . . .	51
-------------------	----



# Features


## Features and Benefits of Our Top Treatments and Pillows

### Premium Fabric-Wrapped Cornices



Premium fabric-wrapped cornices have a wood base and a self fabric dust cover.

### Fabric-Wrapped Cornices




Fabric-wrapped cornices are light weight and easy to install.

### Contrast Welting



Contrast welting on premium fabric-wrapped cornices and select fabric-wrapped styles.

### Dust Cover



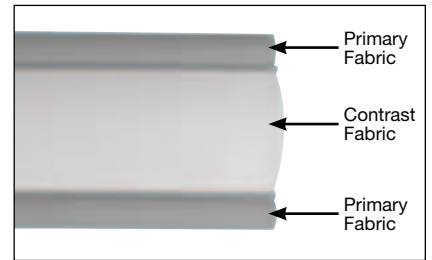
Premium fabric-wrapped cornices and board-mounted top treatments come with a fabric-wrapped dust cover.

### No Dust Cover




Fabric-wrapped cornices do not come with a dust cover.

### Curved Cornice Contrast




Fabric-wrapped curved cornice comes with decorative cording and contrast center option.

### No Returns




No returns on inside mount cornices and board-mounted top treatments. Image shows outside mount to show detail only.

### Returns



Returns available on left side, right side, or both sides on all cornices and most board-mounted top treatments.

### Customized Board-Mounted Top Treatments



Select from five base valance silhouettes and choose one of our design options to create a unique valance design.

### Contrast Cascade Lining



Contrast cascade lining available with or without interlining.

### Asymmetrical Cascades



Pole swag and cascades available with asymmetrical cascades. The concealed rod pockets create the look of a scarf with easy installation.





















### Decorative Pillows



Decorative pillows add pops of color to any room décor. Available in five shape and size options.

# Features






## Top Treatment Styles

Cornices		Swags and Cascades	Board-Mounted Valances <sup>(1)</sup>
Premium Fabric-Wrapped	Fabric-Wrapped		
 Arch	 Contour	 Traditional Swag/Cascade	 Formal (shown with bell)
 Casual	 Curved	 Pole Swag	 Soft Fold (shown without accent)
 Deco	 Straight	 Tailored Arch	 Inverted Box Pleat (shown with kick pleat)
 Linear	 Traditional	 Rod Pocket Swag/Cascade	 Tailored Flat (shown with kick pleat)
 Scallop		 Rod Pocket Insert/Cascade	 Tailored Scallop (shown with kick pleat)
		 Scarf	





(1) See board-mounted valance decorative accents for options.

## Options and Size Considerations

### Premium Fabric-Wrapped Cornices

	 Arch	 Casual	 Deco	 Scallop	 Linear
<b>Features and Options</b>					
Base Construction	Wood	Wood	Wood	Wood	Wood
Dust Cover <sup>(1)</sup>	•	•	•	•	•
Welting: Self or Contrast	•	•	•	•	•
Cording	•	•	•	•	•
Corner/Bay Window					Mitered corners
Railroaded Fabric <sup>(2)</sup>	•	•	•	•	•
<b>Minimums and Maximums</b>					
Minimum Width inches (cm)	20 (50.8)				
Maximum Width inches (cm)	190 (482.6)				
Lengths Available inches (cm)	9-21 (22.9-53.4) in 1" (2.6 cm) increments				6-21 (15.3-53.4) in 1" (2.6 cm) increments
Returns <sup>(3)</sup> inches (cm)	2-8 (5.1-20.4) in 1" (2.6 cm) increments				
Dust Cover Depth inches (cm)	Outside mount: return size Inside mount: 3 (7.7)				
Oversize Fee inches (cm)	144 (365.8) or wider				
Hinged inches (cm)	95 (241.3)				

### Fabric-Wrapped Cornices

	 Contour	 Curved <sup>(4)</sup>	 Traditional	 Straight
<b>Features and Options</b>				
Base Construction	Synthetic	Synthetic	Synthetic	Synthetic
Welting: Self or Contrast	•		•	•
Cording		•		
Contrast Fabric		•		
Corner Window				Butt/bypass
Railroaded Fabric <sup>(2)</sup>	•	•	•	•
<b>Minimums and Maximums</b>				
Minimum Width inches (cm)	20 (50.8)			
Maximum Width inches (cm)	144 (365.8)			
Lengths Available inches (cm)	12 (30.5)			6 (15.3), 8 (20.4), 10 (25.4), 12 (30.5)
Returns <sup>(3)</sup> inches (cm)	3 (7.7), 6 (15.3)			

(1) Dust cover top is covered with face fabric; dust cover bottom is covered with White liner.

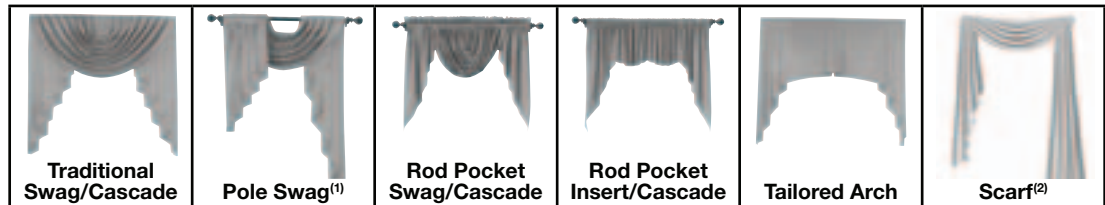
(2) Fabric will be rotated 90 degrees when railroaded.

(3) Returns available on left side only, right side only, or both sides.

(4) Curved style comes standard with cording as shown.

# Options and Size Considerations

## Swag and Cascades



**Traditional Swag/Cascade**

**Pole Swag<sup>(1)</sup>**

**Rod Pocket Swag/Cascade**

**Rod Pocket Insert/Cascade**

**Tailored Arch**

**Scarf<sup>(2)</sup>**

### Features and Options

Lining	Swag: standard liner; when cascades are interlined, swag will have flannel-back liner Cascade: self or contrast lined (interlining can be added for a surcharge)				Self or contrast lined	Sheers, casements & laces: unlined only All other fabrics: self lined
Banding	Swag: 5" (12.7 cm) bottom edge	Swag: 5" (12.7 cm) bottom edge				
Trim	Swag: bottom edge Cascade: inside edge	Swag: bottom edge Cascade: inside edge	Swag: bottom edge Cascade: inside edge	Swag: bottom edge Cascade: inside edge		2 short sides or 2 short sides and 1 long side
Welting	Self or contrast <sup>(3)</sup>				Self or contrast <sup>(3)</sup>	
Install	Board-mounted	Decorative pole	Curtain rod or decorative pole	Curtain rod or decorative pole	Board-mounted	Decorative hardware
Dust Cover	•				•	
Swag Only	•					

### Minimums and Maximums

Minimum Width inches (cm)	32 (81.3)					1 width <sup>(4)</sup>
Maximum Width inches (cm)	240 (609.6)					1 width <sup>(4)</sup>
Minimum Length: Swag or Inset inches (cm)	17 (43.2)	Approximately 17 (43.2)	17 (43.2)	Short point 15 (38.1)	Short point 15 (38.1)	
Maximum Length: Swag or Inset inches (cm)	21 (53.4)	Approximately 17 (43.2)	17 (43.2)	17 (43.2)		
Minimum Length: Cascades inches (cm)	36 (91.5)	36 (91.5) <sup>(1)</sup>	36 (91.5)	36 (91.5)	36 (91.5)	
Maximum Length: Cascades inches (cm)	84 (213.4)	84 (213.4) <sup>(1)</sup>	63 (160.1)	63 (160.1)	36 (91.5)	
Minimum Length: Scarfs inches (cm)						60 (152.4)
Maximum Length: Scarfs inches (cm)						360 (914.4)
Returns inches (cm) (left side only, right side only, or both sides)	2-8 (5.1-20.4) in 1" (2.6 cm) increments				2-8 (5.1-20.4) in 1" (2.6 cm) increments	
Swag Only Dust Cover Depth inches (cm)	2-8 (5.1-20.4) in 1" (2.6 cm) increments					

**(1)** Cascades may be offset, longest length will determine price. Short cascade will fall to the front, long cascade will fall to the back.

**(2)** Sheers, laces, and casement fabrics in 60" (152.4 cm) or less. See fabric listing or back of swatch for width of fabric.

**(3)** Contrast welting is only available when contrast cascade or swag banding is selected.

**(4)** See fabric listing or back of fabric swatch for width of fabric.

Cascade face coverage for traditional or pole mounted swag/cascade is approximately 12" (30.5 cm).

# Options and Size Considerations

## Traditional Swag and Cascades

Face Width inches (cm) →	42 (106.7)	71 (180.4)	96 (243.9)	120 (304.8)	144 (365.8)	168 (426.8)	192 (487.7)	216 (548.7)	240 (609.6)
# of Swags	1	2	3	4	5	6	7	8	9

Swag Overlap Options:



Left Over Right



Center Dominant  
(odd number of swags only)



Right Over Left

Cascade Position Options:



Cascades Over Swag



Cascades Under Swag

## Pole Swag and Cascades

Face Width inches (cm) →	42 (106.7)	71 (180.4)	96 (243.9)	120 (304.8)	144 (365.8)	168 (426.8)	192 (487.7)	216 (548.7)	240 (609.6)
# of Swags	1	2	3	4	5	6	7	8	9

Swag Overlap Options:



Offset Cascades  
(short cascade will fall to the front)



Cascades Over Swag



Cascades Under Swag

Cascade Position Options:



Left Over Right






















Right Over Left

## Rod Pocket Swag and Cascades

Face Width inches (cm) →	54 (137.2)	78 (198.2)	102 (259.1)	126 (320.1)	150 (381.0)	174 (442.0)	198 (503.0)	222 (563.9)	240 (609.6)
# of Swags	1	2	3	4	5	6	7	8	9

# Options

## Board-Mounted Valances

Decorative Accent	Valance Style				
	 Formal <sup>(1)</sup> (shown with bell)	 Soft Fold <sup>(1)</sup> (shown without accent)	 Inverted Box Pleat <sup>(1)</sup> (shown with kick pleat)	 Tailored Flat <sup>(1)</sup> (shown with kick pleat)	 Tailored Scallop <sup>(1)</sup> (shown with kick pleat)
 Ascot	•			•	•
 Reverse Ascot	•			•	•
 Double Reverse Ascot				•	•
 Banding <sup>(2)</sup>			•	•	
 Bell	•			•	•
 Reverse Bell	•			•	•
 Double Stack	•			•	•
 Reverse Double Stack	•			•	•
 Kick Pleat			•	•	•
 Necktie	•			•	•
 Reverse Necktie				•	•
 Double Necktie	•			•	•
 Stirrup	•	•		•	•
 Ties	•	•		•	•















(1) Price of valance includes choice of one decorative option.

(2) Banding available on select styles, surcharge applies.








# Options

## Board-Mounted Valance Decorative Accents

 <p>Ascot      Ascot Full Contrast</p>	 <p>Reverse Ascot    Reverse Ascot Full Contrast    Reverse Ascot Inside Contrast</p>	 <p>Double Reverse Ascot    Double Reverse Ascot Full Contrast    Double Reverse Ascot Inside Contrast</p>
 <p>Banding (surcharge applies)</p>	 <p>Bell      Bell Full Contrast</p>	 <p>Reverse Bell    Reverse Bell Full Contrast    Reverse Bell Inside Contrast</p>
 <p>Double Stack      Double Stack Full Contrast</p>	 <p>Reverse Double Stack    Reverse Double Stack Full Contrast</p>	 <p>Kick Pleat      Kick Pleat Inside Contrast</p>
 <p>Necktie      Necktie Full Contrast</p>	 <p>Reverse Necktie    Reverse Necktie Full Contrast    Reverse Necktie Inside Contrast</p>	 <p>Double Necktie    Double Necktie Full Contrast    Double Necktie Inside Contrast</p>
 <p>Stirrup      Stirrup Full Contrast</p>	 <p>Tie      Tie Full Contrast</p>	<p><b>NOTE:</b> Contrast options available for a surcharge.</p>

## Options and Size Considerations

### Board-Mounted Valance Minimums and Maximums

				
<b>Formal<sup>(1)</sup></b> (shown with bell)	<b>Soft Fold<sup>(1)</sup></b> (shown without accent)	<b>Inverted Box Pleat<sup>(1)</sup></b> (shown with kick pleat)	<b>Tailored Flat<sup>(1)</sup></b> (shown with kick pleat)	<b>Tailored Scallop<sup>(1)</sup></b> (shown with kick pleat)

#### Features and Options

Side Legs	•	•			
Self or Contrast Welting <sup>(2)</sup>	•	•	•	•	•
Specialty Windows: Bay or Corner			•	•	•

#### Minimums and Maximums

Minimum Width inches (cm)	32 (81.3)				
Maximum Width inches (cm)	240 (609.6)				
Length Available inches (cm)	12 (30.5), 15 (38.1), 18 (45.8), 21 (53.4), 24 (61.0), 27 (68.6)				
Inside Mount			•	•	•
Outside Mount Returns inches (cm)	2 (5.1)-8 (20.4) in 1" (2.6 cm) increments				
Dust Cover Depth inches (cm)	Outside mount: return size Inside mount: 3 (7.7)				
Hinged Over 95" (241.3 cm)			•	•	•

**(1)** Price of valance includes choice of one decorative option. Contrast fabric and banding options available for a surcharge.

**(2)** Contrast welting is only available when contrast fabric is chosen for another option.

Soft Fold Count	
Top Treatment Length inches (cm)	Number of Folds
12 (30.5)	3
15 (38.1)	4
18 (45.8)	4
21 (53.4)	5
24 (61.0)	6
27 (68.6)	6

## Features

### Pillows



#### Square

- 16" (40.7 cm) x 16" (40.7 cm)
- 20" (50.8 cm) x 20" (50.8 cm)
- 22" (55.9 cm) x 22" (55.9 cm)

#### Rectangle

- 12" (30.5 cm) x 16" (40.7 cm)
- 16" (40.7 cm) x 20" (50.8 cm)

## Options

### Pillows



Welting



Contrast Welting



Teardrop Trim



# Measuring Instructions

## How to Measure for Drapery

Drapery Styles and Hardware Summary . . . . .	55
Drapery Width . . . . .	56
Drapery Length . . . . .	57

## How to Measure for Shades

Measuring Guidelines . . . . .	58
Bay Windows . . . . .	59
Corner Windows . . . . .	60

## How to Measure for Top Treatments









Measuring Guidelines . . . . .	61
Board-Mounted Top Treatments . . . . .	62
Bay and Corner Windows . . . . .	62
Butt/Bypass—Corner Windows Only . . . . .	62
Premium Fabric-Wrapped Cornices . . . . .	63
Fabric-Wrapped Cornices . . . . .	63
Scarves . . . . .	63

## Specifications

Drapery Measure and Install Reference Guide . . . . .	64-65
Installation Information . . . . .	66-67



# How to Measure for Drapery

Drapery Styles and Hardware Summary						
Type of Rod	Drapery Style	Face Width	Length	Return Projection	Minimum Recommended Rod Placement	Other Considerations
 <p><b>Curtain Rod</b></p>	Pleated or decorative panels, with valance over them Rod pocket	Bracket to bracket	Top of rod to desired length	Wall to front of rod	4" (10.2 cm) to 5" (12.7 cm) above the glass	When ordering a rod pocket drapery, the heading is NOT included in the finished length
 <p><b>Decorative Pole</b></p>	Grommet top Rod pocket Tab styles	Inside finial to inside finial	Top of pole to desired length		6½" (16.6 cm) to 7" (17.8 cm) above the glass	When ordering a rod pocket drapery, the heading is NOT included in the finished length
 <p><b>Decorative Traverse</b></p>	Pleated	Inside finial to inside finial	With slides: bottom of rod to desired length  With rings: bottom of ring to desired length	Wall to front of rod	6½" (16.6 cm) to 7" (17.8 cm) above the glass	Returns are strongly recommended to prevent light seepage
 <p><b>Traverse Rod</b></p>	Pleated	Bracket to bracket	Top of rod to desired length	Wall to front of rod	4" (10.2 cm) to 5" (12.7 cm) above the glass	Typical projections— single traverse rod: 3½" (8.9 cm) double traverse rod: 5½" (14.0 cm)  Returns offered: 2" (5.1 cm), 4" (10.2 cm), 6" (15.3 cm)
 <p><b>Decorative Pole with Rings</b></p>	Pleated Plain top Rod pocket	Inside finial to inside finial	Using eyelet: bottom of ring to desired length  Using clip: hinge of clip to desired length	Wall to front of rod	6½" (16.6 cm) to 7" (17.8 cm) above the glass	
 <p><b>Sash or Tension</b></p>	Top and bottom rod	Bracket to bracket	Top of top sash rod to bottom of bottom sash rod		Sash rod: 1" (2.6 cm) to 2" (5.1 cm) above and below the glass  Tension rod: desired length	When ordering a rod pocket drapery, the heading is NOT included in the finished length
 <p><b>Roll Pleat Rod</b></p>	Roll pleat (100 or 120 fullness)	End to end	Bottom of rod	Approximately 3½" (8.9 cm)	5" (12.7 cm) to 6" (15.3 cm) above the glass	Specify butt or overlap master glides when ordering
 <p><b>Motorized</b></p>	Pleated Roll pleat	End to end	Bottom of rod		5" (12.7 cm) to 6" (15.3 cm) above the glass	Specify butt or overlap master glides when ordering

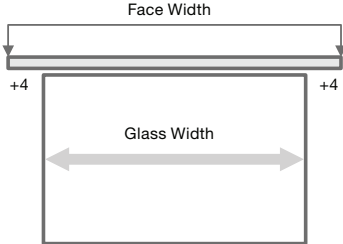
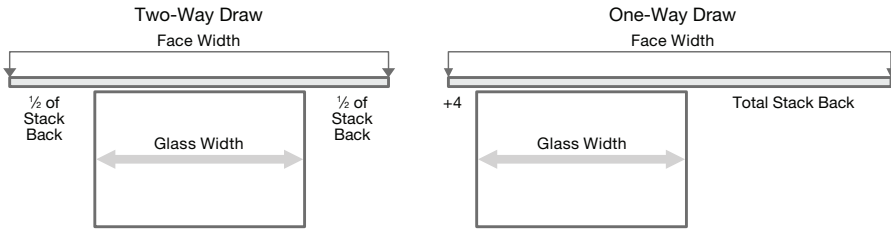




# How to Measure for Drapery

## Drapery Width

Consider the look you want to create when determining the type of drapery hardware and its placement. Rod type and placement determine the width and length of the draperies needed. General guidelines follow.

### Width

There are only two measurements you need to determine the width of the drapery: the face width to be covered and the projection of the rod.

Determining the Width of the Area to be Covered	
<p><b>Minimum Rod Placement</b></p> <p>Face Width = glass width + 8" (20.4 cm) (4" (10.2 cm) per side)</p>	
<p><b>Stack Back Consideration</b></p> <p>Additional wall coverage may be needed in order for the drapery to stack back off the glass when opened.</p> <p>The general rule is that the total stack back needed is approximately 1/3 the width of the window. Additional width may be needed for heavy or bulky fabrics.</p> <p>Face Width = glass width + total stack back</p>	
<p><b>Bracket to Bracket Face Width</b></p>	
<p><b>Inside Finial to Inside Finial Face Width</b></p>	
<p><b>End to End Face Width</b></p>	
<p><b>Return Projection</b></p> <p>Measure from the wall to the face of the rod.</p>	













# How to Measure for Drapery

## Drapery Length

Determine your drapery style and the type of drapery hardware you will use (see drapery styles and hardware summary chart for pairing options.)

### Length

There are only two measurements you need to determine the length of the drapery: the length you want to be covered and the starting point of the drapery.

Determine Your Starting Point (based on the type of rod and style of drapery you have chosen)			
Type of Drapery	Starting Point	Type of Drapery	Starting Point
Pleated	 <p>← top of rod</p> <ul style="list-style-type: none"> <li>• Traverse rod</li> <li>• Curtain rod</li> </ul>	Rod Pocket Top and Bottom	 <p>← top of top rod</p> <ul style="list-style-type: none"> <li>• Sash rods</li> <li>• Tension rods</li> <li>• Length does not include headers</li> </ul> <p>← bottom of bottom rod</p>
	 <p>← bottom of rod</p> <ul style="list-style-type: none"> <li>• Decorative traverse rod with glides</li> <li>• Motorized rod</li> </ul>		
	 <p>← bottom of ring</p> <ul style="list-style-type: none"> <li>• Decorative traverse rod with rings</li> <li>• Decorative pole with rings</li> </ul>		
Roll Pleat	 <p>← bottom of rod</p> <ul style="list-style-type: none"> <li>• Roll pleat rod</li> <li>• Motorized roll pleat rod</li> </ul>	Tab	 <p>← top of pole</p> <ul style="list-style-type: none"> <li>• Decorative pole</li> </ul>
Plain Top	 <p>← top of clip hinge</p> <ul style="list-style-type: none"> <li>• Decorative pole with clip rings</li> </ul>		 <p>← top of pole</p> <ul style="list-style-type: none"> <li>• Decorative pole</li> <li>• Length includes tabs</li> </ul>
Rod Pocket	 <p>← top of pole</p> <ul style="list-style-type: none"> <li>• Decorative pole (length does not include heading)</li> </ul>		 <p>← top of pole</p> <ul style="list-style-type: none"> <li>• Decorative pole</li> <li>• Length includes tabs</li> </ul>

### Determine the Length to be Covered: the bottom stopping point of your drapery. The five most popular styles are below.

Measure from above starting point.



**Sill**

Top of sill less  
1/2" (1.3 cm)



**Apron**

Bottom of apron plus  
1" (2.6 cm)



**Floor<sup>(1)</sup>**

Top of floor less  
1/2" (1.3 cm)



**Trouser**

Top of floor plus  
2" (5.1 cm)



**Puddle**

Top of floor plus  
6" (15.3 cm)-10" (25.4 cm)

**(1)** When using a drapery under another drapery, 1" (2.6 cm) above floor is recommended.

# How to Measure for Shades

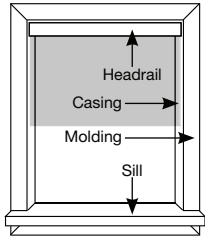
## Measuring Guidelines

### Measuring for an Inside Mount

#### Inside Mount:

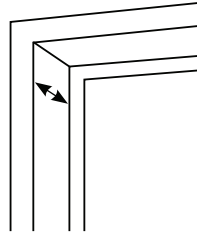
Window treatments are installed inside the window casing.

Use a steel tape measure for taking measurements.



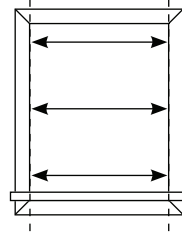
#### 1. Measure Depth:

See chart below to determine if window casing has enough depth for an inside mount window treatment.



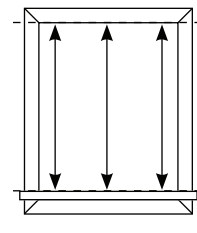
#### 2. Measure Width:

Measure the inside width of window casing in three places; record narrowest measurement.



#### 3. Measure Length:

Measure the inside length from the top of window casing to the top of the sill in three places; record longest measurement.



**NOTE:** Do not take any deductions for clearance. The manufacturer will take necessary deductions for a perfect fit.

Fabric Shades Control Type	Minimum Depth Needed for Inside Mount inches (cm)	Depth Needed for Flush Mount <sup>(1)</sup> inches (cm)
Standard Cord Control	¾ (2.0)	2⅝ (6.1)
Upturned Headrail <sup>(2)</sup>	1¼ (3.2)	1 (2.6)
Continuous-Loop Lift	¾ (2.0)	3⅝ (8.0)
Motorized Lift	¾ (2.0)	3⅝ (8.0)
Cordless	See cordless size considerations chart	See cordless size considerations chart

(1) Flush mount includes headrail and fabric and is approximate. This can vary by fabric and shade style.

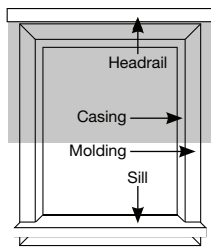
(2) For direct mount, front control shades add ¾" (2.0 cm) to the mounting depths for clearance of the pleat tabs and rings. Upturned headrail is direct mount only, mounting brackets are not available.

### Measuring for an Outside Mount

#### Outside Mount:

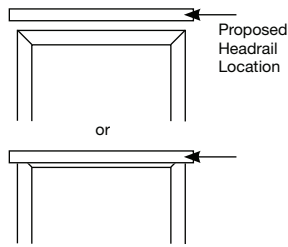
Window treatments are installed outside the window casing.

Use a steel tape measure for taking measurements.



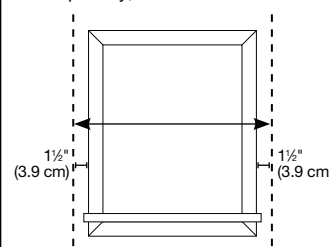
#### 1. Determine Headrail Location:

Determine if headrail will be on molding or above molding and mark the spot.



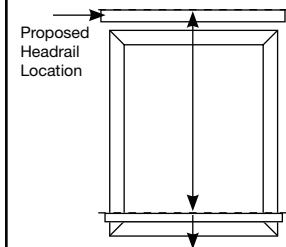
#### 2. Measure Width:

Measure exact width to be covered; we recommend 1½" (3.9 cm) overlap on each side of the window (3" (7.7 cm) total) for optimum light control and privacy; record measurement.



#### 3. Measure Length:

Measure exact length to be covered, including desired overlap (typically from 1" (2.6 cm) above the molding to bottom of sill or apron); record measurement.



**NOTE:** The manufacturer makes no deductions on outside mount installations.

### Measuring for a Relaxed and Balloon Shade

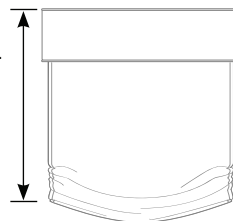
#### Relaxed and Balloon Shade:

Tend to "toe-in" at the bottom; inside mounts or multiple shades on one headrail are not recommended.

Use a steel tape measure for taking measurements.

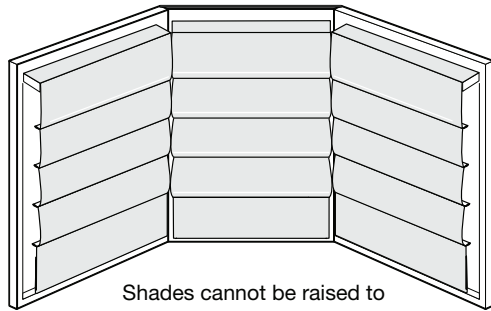
#### 1. Measure Length:

Measure to the short point on the bottom edge.



# How to Measure for Shades

## Bay Windows

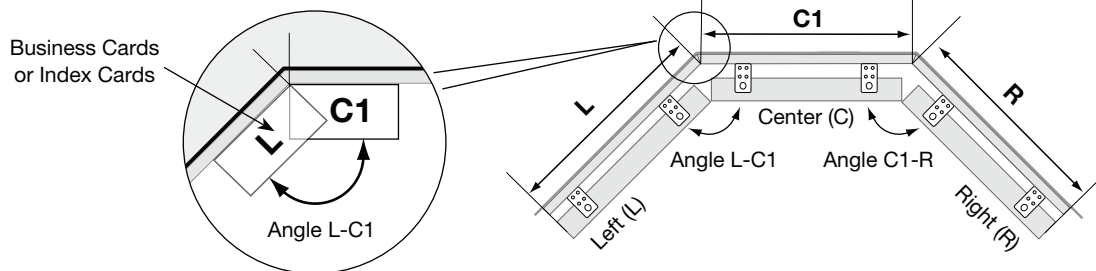


- Pull cords can be on the right or left side of each shade, locating cords opposite of the corner is recommended
- Depending on the angle, some corner shades cannot be raised to the same length
- Horizontal panel alignment between shades cannot be guaranteed
- Price as standard shades, no additional surcharge
- Headrails will not be mitered
- Valances will not be mitered
- For bottom up/top down corded shades the corner controls may be hard to reach

**NOTE:** Manufacturer will take appropriate deductions for proper fit.  
DO NOT order as a bay window if you do not want manufacturer to take deductions.

### Measuring Information: Three-Sided Bay Window

Shown without projection.



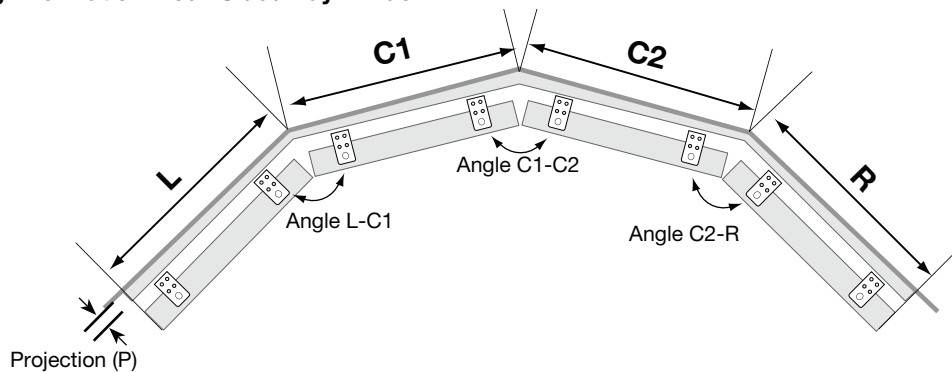
#### Measure:

- L and R:** Width of each side window from the corners on the mounting surface to the point you would like to cover.
- C1:** Width of the center window on the mounting surface from corner to corner.

- Angle L-C1:** Angle between the (L) and (C1) windows.
- Angle C1-R:** Angle between the (C1) and (R) windows.
- Projection:** If needed for ceiling mount: the depth of the trim or molding the shade will be mounted above.

### Measuring Information: Four-Sided Bay Window

Shown with projection.



- L and R:** Width of each side window from the corners on the mounting surface to the point you would like to cover.
- C1, C2:** Width of each center window on the mounting surface from corner to corner.

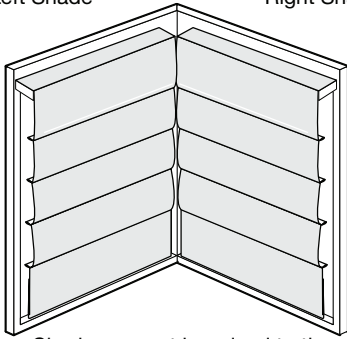
- Angle L-C1:** Angle between the (L) and (C1) windows.
- Angle C1-C2:** Angle between the (C1) and (C2) windows.
- Angle C2-R:** Angle between the (C2) and (R) windows.
- Projection:** If needed for ceiling mount: the depth of the trim or molding the shade will be mounted above.

**NOTE:** The projection (P) distance is needed to correctly calculate deductions for ceiling mount installations where the shades are mounted to clear molding. All projection distances must match for correct deductions to be calculated.  
For additional windows on bays with up to five sides continue with number progression for center shade sizes (C1, C2, C3, ...) and angles (angle C1-C2, angle C2-C3, ...) as needed.  
Measure each bay angle using a protractor or angle finder or use two business cards in each bay corner as illustrated above and fax to customer service.  
The angle to use between adjacent center bay windows along a straight section of wall is 180° (degrees).

# How to Measure for Shades

## Corner Windows

Left Shade Right Shade



Shades cannot be raised to the same level. Light gap may occur.

- Corner shades are used to butt two shades together in a corner window
- Pull cords can be on the right or left side of each shade, locating cords opposite of the corner is recommended
- Depending on the angle, some corner shades cannot be raised to the same length
- Horizontal panel alignment between shades cannot be guaranteed
- Price as standard shades, no additional surcharge
- Headrails will not be mitered
- Valances will not be mitered
- For bottom up/top down corded shades the corner controls will be hard to reach

**NOTE:** Manufacturer will take appropriate deductions for proper fit.  
DO NOT order as a corner shade if you do not want manufacturer to take deductions.

Mounting Options	
<p><b>Mounting on a Wall or Molding:</b> Measure the width of each window from the corner on the mounting surface (molding or wall) to the point you would like to cover.</p>	
<p><b>Mounting Above the Molding:</b> Measure the width of each window from the corner on the mounting surface to the point you would like to cover.  Projection measurement is the distance needed to clear any molding or obstructions that the shade will be mounted above.</p>	

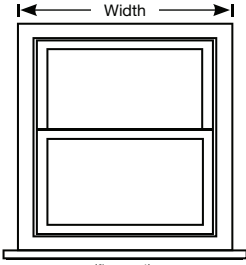
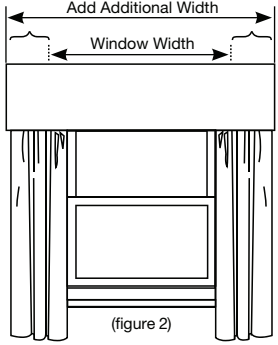
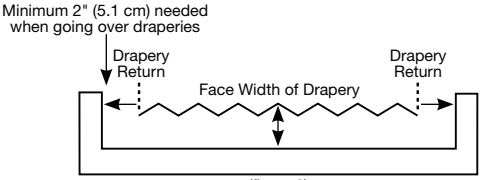
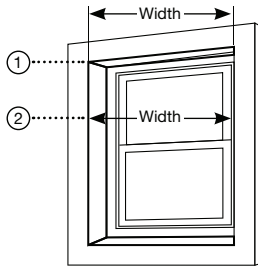
**NOTE:** The projection (P) distance is needed to correctly calculate deductions for ceiling mount installations where the shades are mounted to clear molding. All projection distances must match for correct deductions to be calculated.

# How to Measure for Top Treatments

## Measuring Guidelines

### Tips for Getting Started:

1. Use a steel tape measure. Measure to the nearest  $\frac{1}{8}$ " (0.4 cm).
2. Take measurements at the top of window, as not all windows are perfectly square.
3. If ordering top treatments for multiple windows, make sure to measure each window individually.

Mounting Options	
<p><b>Outside Mount:</b></p> <ol style="list-style-type: none"> <li>1. Measure window width including molding (see figure 1).</li> <li>2. Add any additional width desired, especially if hanging curtain panels or sheers under cornice (see figure 2). Round up to the nearest full inch.</li> <li>3. Recommended 2" (5.1 cm) minimum clearance on face and sides when mounting over a drapery (see figure 3).</li> <li>4. Recommended 1" (2.6 cm) when mounting over inside mount treatments.</li> </ol>	 <p>(figure 1)</p>  <p>(figure 2)</p>  <p>(figure 3)</p>
<p><b>Inside Mount:</b></p> <ol style="list-style-type: none"> <li>1. Measure the exact width of the window opening at the very top of the casing (see figure 4).</li> <li>2. Measure the exact width of the window opening down from the top, depending on the desired length of top treatments being ordered.</li> </ol>	 <p>(figure 4)</p>

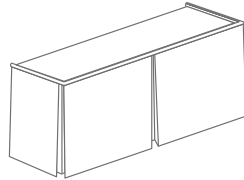
**NOTE:** Measure twice and document the smaller dimension, as not all window openings are perfectly square. Length options vary by styles; see individual style specification pages.

# How to Measure for Top Treatments

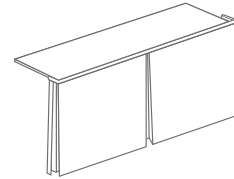
## Board-Mounted Top Treatments

### Measure Notes:

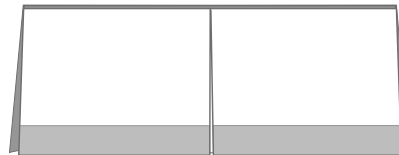
- An inside mount cornice has a depth of 3" (7.7 cm) (mounting board/dust cover)
- Measure depth of window casing to determine if it will accommodate an inside mount
- Determine inside or outside mount



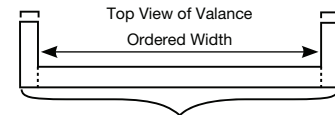
Outside Mount (side view)



Inside Mount (side view)



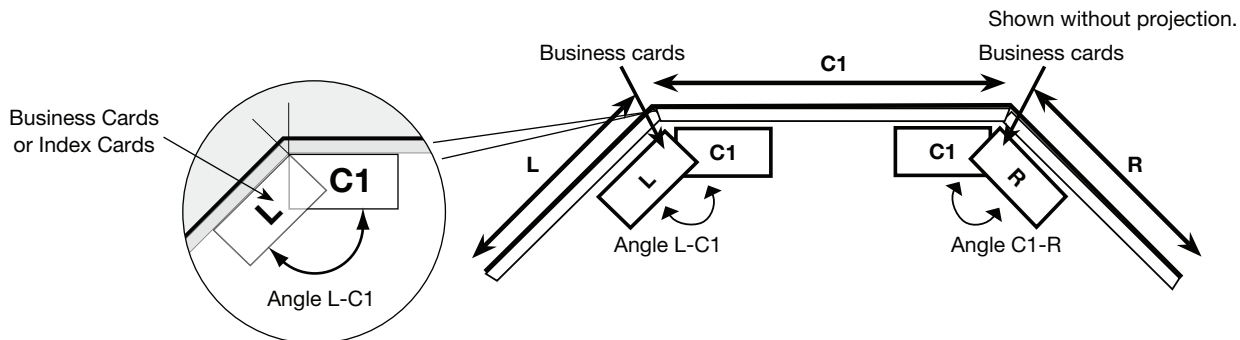
Example: Kick Pleat



Finished width will be approximately 1/8" (0.4 cm) wider than ordered width.  
Soft fold and formal valance—approximately 1" (2.6 cm) wider than ordered width.

## Bay and Corner Windows

- Available in select board-mounted valances and linear premium fabric-wrapped cornice
- Measure bay angle using protractor or angle finder, or use two business cards in bay corner as illustrated.



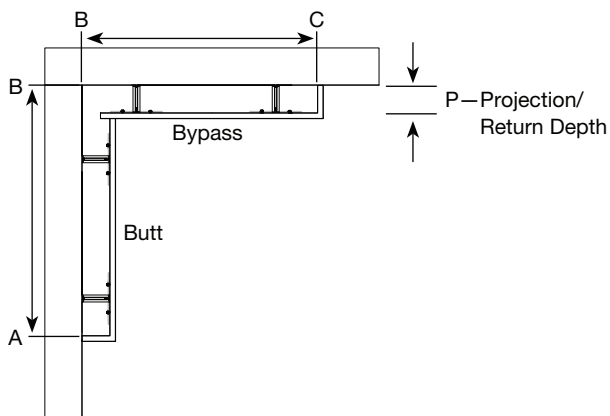
### Measure:

**L and R:** Width of each side window from the corners on the mounting surface to the point you would like to cover.

**C1:** Width of the center window on the mounting surface from corner to corner.

**Angle L-C1:** Angle between the (L) and (C1) windows.  
**Angle C1-R:** Angle between the (C1) and (R) windows.

## Butt/Bypass—Corner Windows Only



- Fabric-wrapped cornices—straight style only
- Shown as outside mount with returns
- Outside mount projection = return depth
- Inside mount—projection is specified by the customer
- Excludes curved cornice

### Measure:

**Left Cornice:** Width from corner (B) to the outside desired width (A).

**Right Cornice:** Width from corner (B) to the outside desired width (C).

### Projection/

**Return Depth (P):** Depth from wall to back of cornice.

**Choose Either:** Left butt/right bypass (as shown in image) or left bypass/right butt.

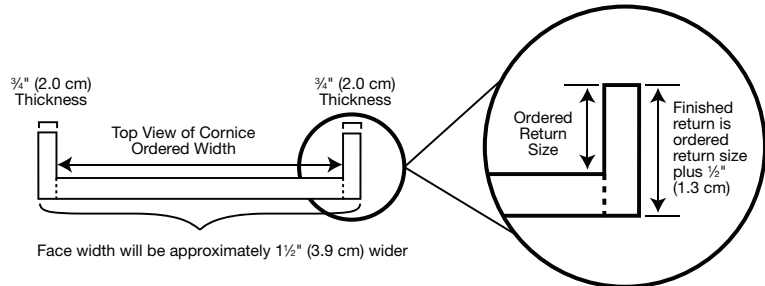
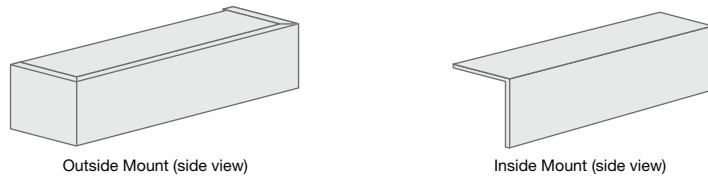
**NOTE:** Face of cornice will be approximately 3/4" (2.0 cm) greater than the ordered projection/return measurement.

# How to Measure for Top Treatments

## Premium Fabric-Wrapped Cornices

### Measure Notes:

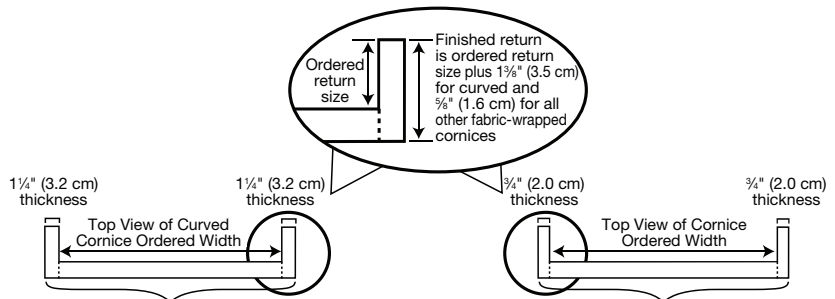
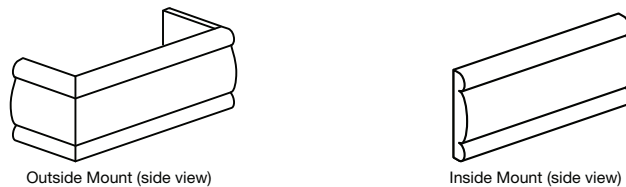
- An inside mount cornice has a depth of 3" (7.7 cm) (mounting board/dust cover)
- Measure depth of window casing to determine if it will accommodate an inside mount
- Determine inside or outside mount
- Face width will be approximately 1½" (3.9 cm) wider than the ordered width
- Inside mount will be approximately ½" (1.3 cm) less than the ordered width



## Fabric-Wrapped Cornices

### Measure Notes:

- Determine inside or outside mount
- Outside mount face width on the curved cornice will be approximately 2½" (6.4 cm) wider than the ordered width
- Outside mount face width on the other fabric-wrapped cornice styles will be 1½" (3.9 cm) wider than the ordered width
- Inside mount will be approximately ½" (1.3 cm) less than the ordered width



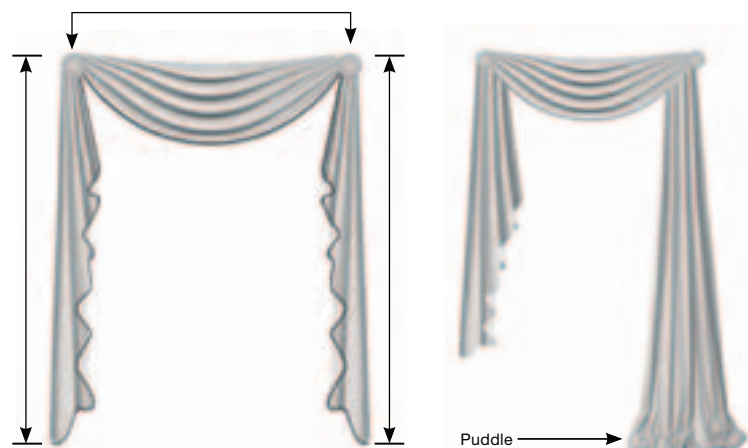
## Scarves

### Width:

- Width on a scarf is one full width of fabric; this is standard and does not have to be noted at time of order

### Length:

- Measure width to be covered
- Measure the length you want the scarf to drop down on the left and right sides
- Add 18" (45.8 cm) to 30" (76.2 cm) if you plan to loop the scarf around the curtain rod or drop it in the center
- Add an additional 6" (15.3 cm) to 10" (25.4 cm) per side if you want it to puddle on the floor
- Add these figures together to get the approximate scarf ordered length



# Specifications

## Drapery Measure and Install Reference Guide

Item Description	Bracket Description	Bracket #	Ring Description	Ring #	Back Height of Bracket Inches (cm)	1 Bracket Needed Every... feet (meters)	Measuring		Installing
							Style of Drapery	Starting Point of Drapery Ordered Length in Respect to Top of Rod	
1 3/8" (3.5 cm) Decorative Pole	1 3/8" (3.5 cm) with 3" (7.7 cm) clearance	6-4000	None	None	3 3/4" (9.6)	4 (1.22)	Rod pocket/grommet/tab	0	- 3/8" (1.0)
1 3/8" (3.5 cm) Decorative Pole	1 3/8" (3.5 cm) with 3" (7.7 cm) clearance	6-4000	Wood ring w/eyelet	6-3000	3 3/4" (9.6)	4 (1.22)	Pleated	- 1 1/2"	- 3/8" (1.0)
1 3/8" (3.5 cm) Traverse Rod with Carriers	1 3/8" (3.5 cm) with 3" (7.7 cm) clearance	6-4000	N/A	N/A	3 3/4" (9.6)	4 (1.22)	Pleated	- 1 1/4"	- 3/8" (1.0)
1 3/8" (3.5 cm) Traverse Rod with Rings	1 3/8" (3.5 cm) with 3" (7.7 cm) clearance	6-4000	Wood traverse ring w/eyelet	6-3005	3 3/4" (9.6)	4 (1.22)	Pleated	- 1 1/4"	- 3/8" (1.0)
1 3/8" (3.5 cm) Decorative Pole	1 3/8" (3.5 cm) with 6" (15.3 cm) clearance	6-4001	None	None	4 1/2" (12.1)	4 (1.22)	Rod pocket/grommet/tab	- 1 1/2"	- 3/8" (1.0)
2" (5.1 cm) Decorative Pole	2" (5.1 cm) with 6" (15.3 cm) clearance	6-4001	Wood ring w/eyelet	6-3000	4 1/2" (12.1)	4 (1.22)	Pleated	- 1"	- 3/8" (1.0)
2" (5.1 cm) Decorative Pole	2" (5.1 cm) with 6" (15.3 cm) clearance	6-4001	N/A	N/A	4 1/2" (12.1)	4 (1.22)	Pleated	- 1 1/2"	- 3/8" (1.0)
2" (5.1 cm) Traverse Rod with Carriers	2" (5.1 cm) with 6" (15.3 cm) clearance	6-4001	Wood traverse ring w/eyelet	6-3005	4 1/2" (12.1)	4 (1.22)	Pleated	- 1 1/2"	- 3/8" (1.0)
2" (5.1 cm) Decorative Pole	2" (5.1 cm) with 3" (7.7 cm) clearance	6-4002	None	None	4 1/2" (11.5)	6 (1.83)	Rod pocket/grommet/tab	- 2 1/2"	- 3/8" (1.6)
2" (5.1 cm) Decorative Pole	2" (5.1 cm) with 3" (7.7 cm) clearance	6-4002	Wood ring small w/eyelet	6-3001	4 1/2" (11.5)	6 (1.83)	Pleated	- 2 1/2"	- 3/8" (1.6)
2" (5.1 cm) Decorative Pole	2" (5.1 cm) with 3" (7.7 cm) clearance	6-4002	Wood ring (matches traverse ring) w/eyelet	6-3002	4 1/2" (11.5)	6 (1.83)	Pleated	- 3 1/8"	- 3/8" (1.6)
2" (5.1 cm) Decorative Pole	2" (5.1 cm) with 3" (7.7 cm) clearance	6-4002	Wood ring ribbed w/eyelet	6-3003	4 1/2" (11.5)	6 (1.83)	Pleated	- 3 1/8"	- 3/8" (1.6)
2" (5.1 cm) Traverse Rod with Carriers	2" (5.1 cm) with 3" (7.7 cm) clearance	6-4002	N/A	N/A	4 1/2" (11.5)	6 (1.83)	Pleated	- 2"	- 3/8" (1.6)
2" (5.1 cm) Traverse Rod with Rings	2" (5.1 cm) with 3" (7.7 cm) clearance	6-4002	C-shaped traverse ring w/eyelet	6-3006	4 1/2" (11.5)	6 (1.83)	Pleated	- 3 1/8"	- 3/8" (1.6)
2 1/4" (5.8 cm) Decorative Pole	2 1/4" (5.8 cm) with 3" (7.7 cm) clearance	6-4003	None	None	4 1/2" (11.5)	6 (1.83)	Rod pocket/grommet/tab	- 2 1/2"	- 3/8" (1.6)
2 1/4" (5.8 cm) Decorative Pole	2 1/4" (5.8 cm) with 3" (7.7 cm) clearance	6-4003	Wood ring small w/eyelet	6-3001	4 1/2" (11.5)	6 (1.83)	Pleated	- 2 1/2"	- 3/8" (1.6)
2 1/4" (5.8 cm) Decorative Pole	2 1/4" (5.8 cm) with 3" (7.7 cm) clearance	6-4003	Wood ring (matches traverse ring) w/eyelet	6-3002	4 1/2" (11.5)	6 (1.83)	Pleated	- 2 1/2"	- 3/8" (1.6)
2 1/4" (5.8 cm) Decorative Pole	2 1/4" (5.8 cm) with 3" (7.7 cm) clearance	6-4003	Wood ring ribbed w/eyelet	6-3003	4 1/2" (11.5)	6 (1.83)	Pleated	- 2 1/4"	- 3/8" (1.6)
2 1/4" (5.8 cm) Traverse Rod with Carriers	2 1/4" (5.8 cm) with 3" (7.7 cm) clearance	6-4003	N/A	N/A	4 1/2" (11.5)	6 (1.83)	Pleated	- 2 1/4"	- 3/8" (1.6)
2 1/4" (5.8 cm) Traverse Rod with Rings	2 1/4" (5.8 cm) with 3" (7.7 cm) clearance	6-4003	C-shaped traverse ring w/eyelet	6-3006	4 1/2" (11.5)	6 (1.83)	Pleated	- 3 1/8"	- 3/8" (1.6)
2 1/4" (5.8 cm) Decorative Pole	2 1/4" (5.8 cm) with 6" (15.3 cm) clearance	6-4002	None	None	4 1/2" (11.5)	6 (1.83)	Rod pocket/grommet/tab	- 2 1/2"	- 3/8" (1.6)
2 1/4" (5.8 cm) Decorative Pole	2 1/4" (5.8 cm) with 6" (15.3 cm) clearance	6-4002	Wood ring small w/eyelet	6-3001	4 1/2" (11.5)	6 (1.83)	Pleated	- 2 1/2"	- 3/8" (1.6)
2 1/4" (5.8 cm) Decorative Pole	2 1/4" (5.8 cm) with 6" (15.3 cm) clearance	6-4002	Wood ring (matches traverse ring) w/eyelet	6-3002	4 1/2" (11.5)	6 (1.83)	Pleated	- 3 1/8"	- 3/8" (1.6)
2 1/4" (5.8 cm) Decorative Pole	2 1/4" (5.8 cm) with 6" (15.3 cm) clearance	6-4002	Wood ring ribbed w/eyelet	6-3003	4 1/2" (11.5)	6 (1.83)	Pleated	- 2 1/4"	- 3/8" (1.6)
2 1/4" (5.8 cm) Traverse Rod with Carriers	2 1/4" (5.8 cm) with 6" (15.3 cm) clearance	6-4002	N/A	N/A	4 1/2" (11.5)	6 (1.83)	Pleated	- 2 1/4"	- 3/8" (1.6)
2 1/4" (5.8 cm) Traverse Rod with Rings	2 1/4" (5.8 cm) with 6" (15.3 cm) clearance	6-4002	C-shaped traverse ring w/eyelet	6-3006	4 1/2" (11.5)	6 (1.83)	Pleated	- 3 1/8"	- 3/8" (1.6)
2 1/4" (5.8 cm) Decorative Pole	2 1/4" (5.8 cm) with 6" (15.3 cm) clearance	6-4003	None	None	4 1/2" (12.1)	6 (1.83)	Rod pocket/grommet/tab	- 2 1/2"	- 3/8" (1.6)
2 1/4" (5.8 cm) Decorative Pole	2 1/4" (5.8 cm) with 6" (15.3 cm) clearance	6-4003	Wood ring small w/eyelet	6-3001	4 1/2" (12.1)	6 (1.83)	Pleated	- 2 1/2"	- 3/8" (1.6)
2 1/4" (5.8 cm) Decorative Pole	2 1/4" (5.8 cm) with 6" (15.3 cm) clearance	6-4003	Wood ring (matches traverse ring) w/eyelet	6-3002	4 1/2" (12.1)	6 (1.83)	Pleated	- 3 1/8"	- 3/8" (1.6)
2 1/4" (5.8 cm) Decorative Pole	2 1/4" (5.8 cm) with 6" (15.3 cm) clearance	6-4003	Wood ring ribbed w/eyelet	6-3003	4 1/2" (12.1)	6 (1.83)	Pleated	- 2 1/4"	- 3/8" (1.6)
2 1/4" (5.8 cm) Traverse Rod with Carriers	2 1/4" (5.8 cm) with 6" (15.3 cm) clearance	6-4003	N/A	N/A	4 1/2" (12.1)	6 (1.83)	Pleated	- 2 1/4"	- 3/8" (1.6)
2 1/4" (5.8 cm) Traverse Rod with Rings	2 1/4" (5.8 cm) with 6" (15.3 cm) clearance	6-4003	C-shaped traverse ring w/eyelet	6-3006	4 1/2" (12.1)	6 (1.83)	Pleated	- 3 1/8"	- 3/8" (1.6)
2 1/4" (5.8 cm) Decorative Pole	2 1/4" (5.8 cm) with 3" (7.7 cm) and 6" (15.3 cm) clearance	6-4004	None	None	5 1/2" (14.0)	6 (1.83)	Rod pocket/grommet/tab	- 2 1/2"	- 3/8" (1.6)
2 1/4" (5.8 cm) Decorative Pole	2 1/4" (5.8 cm) with 3" (7.7 cm) and 6" (15.3 cm) clearance	6-4004	Wood ring small w/eyelet	6-3001	5 1/2" (14.0)	6 (1.83)	Pleated	- 2 1/2"	- 3/8" (1.6)
2 1/4" (5.8 cm) Decorative Pole	2 1/4" (5.8 cm) with 3" (7.7 cm) and 6" (15.3 cm) clearance	6-4004	Wood ring (matches traverse ring) w/eyelet	6-3002	5 1/2" (14.0)	6 (1.83)	Pleated	- 2 1/2"	- 3/8" (1.6)
2 1/4" (5.8 cm) Decorative Pole	2 1/4" (5.8 cm) with 3" (7.7 cm) and 6" (15.3 cm) clearance	6-4004	Wood ring ribbed w/eyelet	6-3003	5 1/2" (14.0)	6 (1.83)	Pleated	- 2"	- 3/8" (1.6)
2 1/4" (5.8 cm) Traverse Rod with Carriers	2 1/4" (5.8 cm) with 3" (7.7 cm) and 6" (15.3 cm) clearance	6-4004	N/A	N/A	5 1/2" (14.0)	6 (1.83)	Pleated	- 2"	- 3/8" (1.6)
2 1/4" (5.8 cm) Traverse Rod with Rings	2 1/4" (5.8 cm) with 3" (7.7 cm) and 6" (15.3 cm) clearance	6-4004	C-shaped traverse ring w/eyelet	6-3006	5 1/2" (14.0)	6 (1.83)	Pleated	- 2 1/2"	- 3/8" (1.6)
3" (7.7 cm) Decorative Pole	3" (7.7 cm) with 3" (7.7 cm) clearance	6-4005	None	None	4 (10.2)	4 (1.22)	Rod pocket/grommet/tab	- 3 1/4"	+ 1 3/8" (3.5) from center of pole
3" (7.7 cm) Decorative Pole	3" (7.7 cm) with 3" (7.7 cm) clearance	6-4005	Wood ring w/eyelet	6-3004	4 (10.2)	4 (1.22)	Pleated	- 3 1/4"	+ 1 3/8" (3.5) from center of pole
3" (7.7 cm) Decorative Pole	3" (7.7 cm) with 6" (15.3 cm) clearance	6-4006	Universal support with 6" (15.3 cm) clearance		4 (10.2)	4 (1.22)			+ 1 3/8" (3.5) from center of pole
3" (7.7 cm) Decorative Pole	3" (7.7 cm) with 6" (15.3 cm) clearance	6-4007	Universal support with 6" (15.3 cm) clearance		4 (10.2)	4 (1.22)			+ 1 3/8" (3.5) from center of pole



# Specifications

## Drapery Measure and Install Reference Guide

Item Description	Bracket Description	Bracket #	Ring Description	Ring #	Back Height of Bracket inches (cm)	1 Bracket Needed Every... feet (meters)	Measuring		Installing
							Style of Drapery	Starting Point of Drapery Ordered Length in Respect to Top of Rod	
1" (2.6 cm) Decorative Pole	Fixed with 2" (5.1 cm) clearance	6-4020	None	None	3 1/8 (8.0)	4 (1.22)	Rod pocket/grommet/tab	0	- 5/8 (1.6)
1" (2.6 cm) Decorative Pole			Ring w/clips	6-3011			Pleated/plain top	- 2 3/8	
1" (2.6 cm) Decorative Pole			Ring w/eyelet	6-3010			Pleated	- 1 1/4	
1" (2.6 cm) Decorative Pole	Fixed with 5" (12.7 cm) clearance	6-4021	None	None	3 3/8 (8.0)	4 (1.22)	Rod pocket/grommet/tab	0	- 5/8 (1.6)
1" (2.6 cm) Decorative Pole			Ring w/clips	6-3011			Pleated/plain top	- 2 3/8	
1" (2.6 cm) Decorative Pole			Ring w/eyelet	6-3010			Pleated	- 1 1/4	
1" (2.6 cm) Decorative Pole	Double fixed with 2" (5.1 cm) clearance back rod, 5" (12.7 cm) clearance front rod	6-4002	None	None	3 (7.7)	4 (1.22)	Rod pocket/grommet/tab	0	- 5/8 (1.6)
1" (2.6 cm) Decorative Pole			Ring w/clips	6-3011			Pleated/plain top	- 2 3/8	
1" (2.6 cm) Decorative Pole			Ring w/eyelet	6-3010			Pleated	- 1 1/4	
1" (2.6 cm) Decorative Pole	Adjustable bracket	6-4023	None	None	2 (5.1)	4 (1.22)	Rod pocket/grommet/tab	0	+ 5/8 (1.6)
1" (2.6 cm) Decorative Pole			Ring w/clips	6-3011			Pleated/plain top	- 2 3/8	
1" (2.6 cm) Decorative Pole			Ring w/eyelet	6-3010			Pleated	- 1 1/4	
1" (2.6 cm) Decorative Pole	Mounted as ceiling bracket	6-4024	None	None	3 (7.7)	4 (1.22)	Rod pocket/grommet/tab	0	Flush with ceiling
1" (2.6 cm) Decorative Pole			Ring w/clips	6-3011			Pleated/plain top	- 2 3/8	
1" (2.6 cm) Decorative Pole			Ring w/eyelet	6-3010			Pleated	- 2 3/8 from ceiling	
1" (2.6 cm) Decorative Pole	Mounted as wall bracket	6-4024	None	None	3 (7.7)	4 (1.22)	Rod pocket/grommet/tab	0	+ 7/8 (2.3)
1" (2.6 cm) Decorative Pole			Ring w/clips	6-3011			Pleated/plain top	- 2 3/8	
1" (2.6 cm) Decorative Pole			Ring w/eyelet	6-3010			Pleated	- 2 3/8	
1" (2.6 cm) Decorative Pole	Fixed with 3" (7.7 cm) clearance	6-4030	None	None	2 1/4 (5.8)	4 (1.22)	Rod pocket/grommet/tab	0	+ 1/4 (0.7)
1" (2.6 cm) Decorative Pole			Ring w/eyelet	6-3012			Pleated	- 1 1/8	
1" (2.6 cm) Decorative Pole	Fixed with 6" (15.3 cm) clearance	6-4031	None	None	2 1/4 (5.8)	4 (1.22)	Rod pocket/grommet/tab	0	+ 1/4 (0.7)
1" (2.6 cm) Decorative Pole			Ring w/eyelet	6-3012			Pleated	- 1 1/8	
1" (2.6 cm) Decorative Pole	Mounted as ceiling bracket	6-4032	None	None	2 (5.1)	4 (1.22)	Rod pocket/grommet/tab	0	Flush with ceiling
1" (2.6 cm) Decorative Pole			Ring w/eyelet	6-3012			Pleated	- 4 3/8 from ceiling	
1" (2.6 cm) Decorative Pole	Mounted as wall bracket	6-4032	None	None	2 (5.1)	4 (1.22)	Rod pocket/grommet/tab	0	0
1" (2.6 cm) Decorative Pole			Ring w/eyelet	6-3012			Pleated	- 1 1/8	


PDF copies of this guide are available at [graberdirect.com](http://graberdirect.com)

# Specifications

## Installation Information

### Fabric Content Label Locations

- Draperies: header of draperies
- Shades: bottom hem of shade
- Top treatments: return edge or hem of top treatment
- Pillows: edge of pillow



1. Fabric content
2. Manufacturer identification
3. Manufacturer location
4. Cleaning instructions
5. Iron and steam allowances
6. Order #
7. Date of Order

### Iron and Steaming

This information is for light touch-ups when installing soft products; most wrinkles will fall out naturally once the product has been hanging for 10-14 days

- It is EXTREMELY important to follow the iron and steaming guidelines provided on the label
- When ironing or steaming a product, you should ALWAYS do this on the back side of the product to avoid marking or damaging the face of the fabric
- When steaming, use a low steam setting and avoid actually touching the fabric with the steamer



Steaming Correctly



Steaming Incorrectly

PDF copies of installation instructions are available at [graberdirect.com](http://graberdirect.com)

# Specifications

## Installation Information

### Dressing

- Draperies: start at the top of the drapery and gently dress the folds of the drapery down to the bottom hem



Dressing Your Drapery

- Shades: smooth the fabric along the pleats or support rods, and raise and lower the shade a few times to make sure the shade is pleating smoothly as it is raised and lowered
- Top treatments: gently smooth the fabric of your top treatment following the folds and lines of the design; check and smooth out the welting if necessary

PDF copies of installation instructions are available at [graberdirect.com](http://graberdirect.com)



# Price Charts

## Price Charts: Draperies

Custom Size Draperies: Price Group A, B, C, D, E, F, and Customer's Own Material (C.O.M.) . . . . .	71-73
Decorative Panels: Price Group A, B, C, D, E, and F . . . . .	74
Custom Size Draperies and Decorative Panels: Options Surcharges . . . . .	75
Rod Pocket Top and Bottom: Price Group A, B, C, D, E, F, and Customer's Own Material (C.O.M.) . . . . .	76
Tiebacks, Options Surcharges . . . . .	77

## Price Charts: Fabric Shades

Classic Flat Roman: Price Group A, B, C, D, E, F, and Customer's Own Material (C.O.M.) . . . . .	78-80
Relaxed and Seamless Roman: Price Group A, B, C, D, E, F, and Customer's Own Material (C.O.M.) . . . . .	81-83
Looped Roman and Balloon: Price Group A, B, C, D, E, F, and Customer's Own Material (C.O.M.) . . . . .	84-86
Options Surcharges . . . . .	87

## Price Charts: Cornices

Premium Fabric-Wrapped Cornices: Arch, Casual, Deco, Linear, Scallop . . . . .	88
Fabric-Wrapped Cornices: Contour, Curved, Straight, Traditional . . . . .	88

## Price Charts: Swag and Cascades

Traditional Swag, Pole Swag, and Cascades . . . . .	89
Tailored Arch . . . . .	90
Rod Pocket Swag/Cascades and Rod Pocket Inset/Cascades . . . . .	90
Scarf . . . . .	90

## Price Charts: Board-Mounted Valances

Soft Fold, Formal . . . . .	91
Inverted Box Pleat, Tailored Flat, Tailored Scallop . . . . .	91
Options Surcharges . . . . .	91

## Price Charts: Pillows

Accent Pillows . . . . .	92
--------------------------	----

## Price Charts: Fabric

Fabric . . . . .	92
------------------	----



## Price Charts: Draperies

### Custom Size Draperies

#### Price Group A

Length up to inches (cm) ↓	Width up to inches (cm) →									
	23 (58.5)	45 (114.3)	66 (167.7)	83 (210.9)	104 (164.2)	126 (320.1)	148 (376.0)	169 (429.3)	191 (485.2)	213 (541.1)
17 (43.2) Valance <sup>(1)</sup>	\$145	198	240	268	306	361	489	617	745	874
60 (152.4)	360	444	520	592	737	875	1023	1170	1354	1537
72 (182.9)	386	469	554	628	776	936	1091	1242	1428	1614
84 (213.4)	417	502	588	662	824	985	1156	1321	1507	1691
96 (243.9) <sup>(2)</sup>	444	527	628	703	866	1053	1214	1394	1580	1764
120 (304.8)	507	590	701	776	968	1155	1342	1534	1721	1904
144 (365.8)	557	640	776	851	1049	1260	1467	1670	1856	2040
162 (411.5)	570	666	816	903	1115	1338	1560	1777	1975	2172
180 (457.2)	583	692	855	956	1181	1416	1650	1882	2092	2304
198 (503.0)	596	718	895	1007	1247	1494	1743	1986	2210	2435
225 (571.5)	609	745	933	1061	1312	1574	1835	2091	2330	2565

#### Price Group B

Length up to inches (cm) ↓	Width up to inches (cm) →									
	23 (58.5)	45 (114.3)	66 (167.7)	83 (210.9)	104 (164.2)	126 (320.1)	148 (376.0)	169 (429.3)	191 (485.2)	213 (541.1)
17 (43.2) Valance <sup>(1)</sup>	\$186	253	307	343	392	462	626	790	954	1119
60 (152.4)	461	568	666	758	943	1120	1309	1498	1733	1967
72 (182.9)	494	600	709	804	993	1198	1396	1590	1828	2066
84 (213.4)	534	643	753	847	1055	1261	1480	1691	1929	2164
96 (243.9) <sup>(2)</sup>	568	675	804	900	1108	1348	1554	1784	2022	2258
120 (304.8)	649	755	897	993	1239	1478	1718	1964	2203	2437
144 (365.8)	713	819	993	1089	1343	1613	1878	2138	2376	2611
162 (411.5)	730	852	1044	1156	1427	1713	1997	2275	2528	2780
180 (457.2)	746	886	1094	1224	1512	1812	2112	2409	2678	2949
198 (503.0)	763	919	1146	1289	1596	1912	2231	2542	2829	3117
225 (571.5)	780	954	1194	1358	1679	2015	2349	2676	2982	3283

#### Price Group C

Length up to inches (cm) ↓	Width up to inches (cm) →									
	23 (58.5)	45 (114.3)	66 (167.7)	83 (210.9)	104 (164.2)	126 (320.1)	148 (376.0)	169 (429.3)	191 (485.2)	213 (541.1)
17 (43.2) Valance <sup>(1)</sup>	\$225	306	371	415	474	559	757	956	1154	1354
60 (152.4)	558	687	806	917	1141	1355	1584	1813	2097	2380
72 (182.9)	598	726	858	973	1202	1450	1689	1924	2212	2500
84 (213.4)	646	778	911	1025	1277	1526	1791	2046	2334	2618
96 (243.9) <sup>(2)</sup>	687	817	973	1089	1341	1631	1880	2159	2447	2732
120 (304.8)	785	914	1085	1202	1499	1788	2079	2376	2666	2949
144 (365.8)	863	991	1202	1318	1625	1952	2272	2587	2875	3159
162 (411.5)	883	1031	1263	1399	1727	2073	2416	2753	3059	3364
180 (457.2)	903	1072	1324	1481	1830	2193	2556	2915	3240	3568
198 (503.0)	923	1112	1387	1560	1931	2314	2700	3076	3423	3772
225 (571.5)	944	1154	1445	1643	2032	2438	2842	3238	3608	3972

(1) Valance not available in back tab or roll pleat styles.

(2) Pricing for 118" (299.8 cm) or greater fabrics starts at 96" (243.9 cm) length.

## Price Charts: Draperies

### Custom Size Draperies

#### Price Group D

Length up to inches (cm) ↓	Width up to inches (cm) →									
	23 (58.5)	45 (114.3)	66 (167.7)	83 (210.9)	104 (164.2)	126 (320.1)	148 (376.0)	169 (429.3)	191 (485.2)	213 (541.1)
17 (43.2) Valance <sup>(1)</sup>	\$272	370	449	502	574	676	916	1157	1396	1638
60 (152.4)	675	831	975	1110	1381	1640	1917	2194	2537	2880
72 (182.9)	724	878	1038	1177	1454	1755	2044	2328	2677	3025
84 (213.4)	782	941	1102	1240	1545	1846	2167	2476	2824	3168
96 (243.9) <sup>(2)</sup>	831	989	1177	1318	1623	1974	2275	2612	2961	3306
120 (304.8)	950	1106	1313	1454	1814	2163	2516	2875	3226	3568
144 (365.8)	1044	1199	1454	1595	1966	2362	2749	3130	3479	3822
162 (411.5)	1068	1248	1528	1693	2090	2508	2923	3331	3701	4070
180 (457.2)	1093	1297	1602	1792	2214	2654	3093	3527	3920	4317
198 (503.0)	1117	1346	1678	1888	2337	2800	3267	3722	4142	4564
225 (571.5)	1142	1396	1748	1988	2459	2950	3439	3918	4366	4806

#### Price Group E

Length up to inches (cm) ↓	Width up to inches (cm) →									
	23 (58.5)	45 (114.3)	66 (167.7)	83 (210.9)	104 (164.2)	126 (320.1)	148 (376.0)	169 (429.3)	191 (485.2)	213 (541.1)
17 (43.2) Valance <sup>(1)</sup>	\$356	485	588	658	752	886	1200	1516	1829	2146
60 (152.4)	884	1089	1277	1454	1809	2148	2511	2874	3323	3773
72 (182.9)	948	1150	1360	1542	1905	2299	2678	3050	3507	3963
84 (213.4)	1024	1233	1444	1624	2024	2418	2839	3244	3699	4150
96 (243.9) <sup>(2)</sup>	1089	1296	1542	1727	2126	2586	2980	3422	3879	4331
120 (304.8)	1245	1449	1720	1905	2376	2834	3296	3766	4226	4674
144 (365.8)	1368	1571	1905	2089	2575	3094	3601	4100	4557	5007
162 (411.5)	1399	1635	2002	2218	2738	3285	3829	4364	4848	5332
180 (457.2)	1432	1699	2099	2348	2900	3477	4052	4620	5135	5655
198 (503.0)	1463	1763	2198	2473	3061	3668	4280	4876	5426	5979
225 (571.5)	1496	1829	2290	2604	3221	3865	4505	5133	5719	6296

#### Price Group F

Length up to inches (cm) ↓	Width up to inches (cm) →									
	23 (58.5)	45 (114.3)	66 (167.7)	83 (210.9)	104 (164.2)	126 (320.1)	148 (376.0)	169 (429.3)	191 (485.2)	213 (541.1)
17 (43.2) Valance <sup>(1)</sup>	\$392	534	647	724	827	975	1320	1668	2012	2361
60 (152.4)	972	1198	1405	1599	1990	2363	2762	3161	3655	4150
72 (182.9)	1043	1265	1496	1696	2096	2529	2946	3355	3858	4359
84 (213.4)	1126	1356	1588	1786	2226	2660	3123	3568	4069	4565
96 (243.9) <sup>(2)</sup>	1198	1426	1696	1900	2339	2845	3278	3764	4267	4764
120 (304.8)	1370	1594	1892	2096	2614	3117	3626	4143	4649	5141
144 (365.8)	1505	1728	2096	2298	2833	3403	3961	4510	5013	5508
162 (411.5)	1539	1799	2202	2440	3012	3614	4212	4800	5333	5865
180 (457.2)	1575	1869	2309	2583	3190	3825	4457	5082	5649	6221
198 (503.0)	1609	1939	2418	2720	3367	4035	4708	5364	5969	6577
225 (571.5)	1646	2012	2519	2864	3543	4252	4956	5646	6291	6926

(1) Valance not available in back tab or roll pleat styles.

(2) Pricing for 118" (299.8 cm) or greater fabrics starts at 96" (243.9 cm) length.



## Price Charts: Draperies

### Custom Size Draperies

#### Customer's Own Material (C.O.M.) Labor Only

Length up to inches (cm) ↓	Width up to inches (cm) →									
	23 (58.5)	45 (114.3)	66 (167.7)	83 (210.9)	104 (164.2)	126 (320.1)	148 (376.0)	169 (429.3)	191 (485.2)	213 (541.1)
17 (43.2) Valance <sup>(1)</sup>	\$135	184	223	249	285	336	455	574	693	813
60 (152.4)	335	413	484	551	685	814	951	1088	1259	1429
72 (182.9)	359	436	515	584	722	870	1015	1155	1328	1501
84 (213.4)	388	467	547	616	766	916	1075	1229	1402	1573
96 (243.9) <sup>(2)</sup>	413	490	584	654	805	979	1129	1296	1469	1641
120 (304.8)	472	549	652	722	900	1074	1248	1427	1601	1771
144 (365.8)	518	595	722	791	976	1172	1364	1553	1726	1897
162 (411.5)	530	619	759	840	1037	1244	1451	1653	1837	2020
180 (457.2)	542	644	795	889	1098	1317	1535	1750	1946	2143
198 (503.0)	554	668	832	937	1160	1389	1621	1847	2055	2265
225 (571.5)	566	693	868	987	1220	1464	1707	1945	2167	2385

(1) Valance not available in back tab or roll pleat styles.

(2) Pricing for 118" (299.8 cm) or greater fabrics starts at 96" (243.9 cm) length.

## Price Charts: Draperies

### Decorative Panels

Pinch pleat, back tab, grommet top, and rod pocket styles only. Price is per panel and includes standard lining.

#### Price Group A

Length up to inches (cm) ↓	1W Covers Approx. 20" (50.8 cm)	2W Covers Approx. 40" (101.6 cm)
60 (152.4)	\$184	297
72 (182.9)	198	324
84 (213.4)	214	351
96 (243.9)	237	393
120 (304.8)	261	435
144 (365.8)	288	484
162 (411.5)	312	535
180 (457.2)	338	584
198 (503.0)	363	635
225 (571.5)	389	683

#### Price Group B

Length up to inches (cm) ↓	1W Covers Approx. 20" (50.8 cm)	2W Covers Approx. 40" (101.6 cm)
60 (152.4)	\$236	380
72 (182.9)	253	415
84 (213.4)	274	449
96 (243.9)	303	503
120 (304.8)	334	557
144 (365.8)	369	620
162 (411.5)	399	685
180 (457.2)	433	748
198 (503.0)	465	813
225 (571.5)	498	874

#### Price Group C

Length up to inches (cm) ↓	1W Covers Approx. 20" (50.8 cm)	2W Covers Approx. 40" (101.6 cm)
60 (152.4)	\$286	460
72 (182.9)	306	502
84 (213.4)	332	543
96 (243.9)	367	609
120 (304.8)	404	674
144 (365.8)	446	750
162 (411.5)	483	829
180 (457.2)	524	905
198 (503.0)	563	984
225 (571.5)	603	1058

#### Price Group D

Length up to inches (cm) ↓	1W Covers Approx. 20" (50.8 cm)	2W Covers Approx. 40" (101.6 cm)
60 (152.4)	\$346	557
72 (182.9)	370	607
84 (213.4)	402	657
96 (243.9)	444	737
120 (304.8)	489	816
144 (365.8)	540	908
162 (411.5)	584	1003
180 (457.2)	634	1095
198 (503.0)	681	1191
225 (571.5)	730	1280

#### Price Group E

Length up to inches (cm) ↓	1W Covers Approx. 20" (50.8 cm)	2W Covers Approx. 40" (101.6 cm)
60 (152.4)	\$453	730
72 (182.9)	485	795
84 (213.4)	527	861
96 (243.9)	582	965
120 (304.8)	641	1069
144 (365.8)	707	1189
162 (411.5)	765	1314
180 (457.2)	831	1434
198 (503.0)	892	1560
225 (571.5)	956	1677

#### Price Group F

Length up to inches (cm) ↓	1W Covers Approx. 20" (50.8 cm)	2W Covers Approx. 40" (101.6 cm)
60 (152.4)	\$498	803
72 (182.9)	534	875
84 (213.4)	580	947
96 (243.9)	640	1062
120 (304.8)	705	1176
144 (365.8)	778	1308
162 (411.5)	842	1445
180 (457.2)	914	1577
198 (503.0)	981	1716
225 (571.5)	1052	1845

**NOTE:** Decorative panel option not available in Customer's Own Material (C.O.M.) due to variable fabric widths.

# Options Pricing: Draperies

## Custom Size Draperies and Decorative Panels

### Options Surcharges

Pole with Rings <sup>(1)</sup>	Add 10% to price of drape for added fullness
Color Blocking	Add 10% to price of drape

Decorative Panel Width	1W	2W								
Custom Drapery Width up to (inches) →	23	45	66	83	104	126	148	169	191	213
Thermal or Water Repellent Liner	\$39	78	118	157	195	235	274	313	353	392
Flannel-Back Liner	72	146	218	291	364	437	510	584	655	728
Blackout Liner	72	146	218	291	364	437	510	584	655	728
Interlining <sup>(1)</sup>	89	178	268	357	447	535	625	715	803	892
Trim Bottom Hem <sup>(3)</sup>	63	111	158	207	252	302	347	400	440	493
Grommet	75	148	224	298	373	449	523	598	672	745
Wrapped Tab	75	148	224	298	373	449	523	598	672	745
Board-Mounted <sup>(2)</sup>	98	125	142	160	179					

Length up to inches (cm) ↓	Trim Inside Edge <sup>(3)</sup> , Gimp Inside Inset <sup>(3)</sup> , Banding Inside Edge <sup>(4)</sup> , or Banding Outside Edge <sup>(4)</sup>
60 (152.4)	\$95
72 (182.9)	115
84 (213.4)	129
96 (243.9)	141
120 (304.8)	177
144 (365.8)	195
162 (411.5)	221
180 (457.2)	245
198 (503.0)	268
225 (571.5)	292

**(1)** Does not apply to decorative panels.

**(2)** Board-mounted options available up to 95" (241.3 cm) width.

**(3)** Trim: add trim bottom hem and trim inside edge together for both inside and bottom hem surcharge.

**(4)** Banding: double banding surcharge price for both inside and outside banding.

# Price Charts: Draperies

## Rod Pocket Top and Bottom

Sheer fabrics only.

No surcharge options on rod pocket top and bottom styles.

Price is per panel.

### Price Group A

Length up to inches (cm)	Width up to inches (cm) →				
	10 (25.4)	20 (50.8)	30 (76.2)	40 (101.6)	50 (127.0)
36 (91.5)	\$119	155	193	227	264
48 (122.0)	140	177	215	254	293
60 (152.4)	152	195	237	280	323
72 (182.9)	162	210	257	306	356
84 (213.4)	173	225	279	332	384
98 (249.0)	184	242	300	359	415

### Price Group B

Length up to inches (cm)	Width up to inches (cm) →				
	10 (25.4)	20 (50.8)	30 (76.2)	40 (101.6)	50 (127.0)
36 (91.5)	\$152	198	247	291	338
48 (122.0)	179	227	275	325	375
60 (152.4)	195	250	303	358	413
72 (182.9)	207	269	329	392	456
84 (213.4)	221	288	357	425	492
98 (249.0)	236	310	384	460	531

### Price Group C

Length up to inches (cm)	Width up to inches (cm) →				
	10 (25.4)	20 (50.8)	30 (76.2)	40 (101.6)	50 (127.0)
36 (91.5)	\$184	240	299	352	409
48 (122.0)	217	275	333	393	454
60 (152.4)	236	303	367	433	500
72 (182.9)	250	325	398	474	552
84 (213.4)	267	348	432	514	595
98 (249.0)	286	375	465	557	643

### Price Group D

Length up to inches (cm)	Width up to inches (cm) →				
	10 (25.4)	20 (50.8)	30 (76.2)	40 (101.6)	50 (127.0)
36 (91.5)	\$223	290	362	426	495
48 (122.0)	263	333	403	476	549
60 (152.4)	286	367	444	524	605
72 (182.9)	303	393	482	574	668
84 (213.4)	323	421	523	622	720
98 (249.0)	346	454	563	674	778

### Price Group E

Length up to inches (cm)	Width up to inches (cm) →				
	10 (25.4)	20 (50.8)	30 (76.2)	40 (101.6)	50 (127.0)
36 (91.5)	\$292	380	474	558	648
48 (122.0)	345	436	528	624	719
60 (152.4)	375	481	582	686	793
72 (182.9)	397	515	631	752	875
84 (213.4)	423	552	685	815	943
98 (249.0)	453	595	738	883	1019

### Price Group F

Length up to inches (cm)	Width up to inches (cm) →				
	10 (25.4)	20 (50.8)	30 (76.2)	40 (101.6)	50 (127.0)
36 (91.5)	\$321	418	521	614	713
48 (122.0)	380	480	581	686	791
60 (152.4)	413	529	640	755	872
72 (182.9)	437	567	694	827	963
84 (213.4)	465	607	754	897	1037
98 (249.0)	498	655	812	971	1121

## Customer's Own Material (C.O.M.) Labor Only

Length up to inches (cm)	Width up to inches (cm) →				
	10 (25.4)	20 (50.8)	30 (76.2)	40 (101.6)	50 (127.0)
36 (91.5)	\$111	144	179	211	246
48 (122.0)	130	165	200	236	272
60 (152.4)	141	181	220	260	300
72 (182.9)	151	195	239	285	331
84 (213.4)	161	209	259	309	357
98 (249.0)	171	225	279	334	386

## Price Charts: Draperies

### Tiebacks

Priced per tieback, not in pairs.  
Not available in lace fabrics.

Folded width up to inches (cm) →	10 (25.4)	20 (50.8)	30 (76.2)	40 (101.6)	50 (127.0)	60 (152.4)	70 (177.8)
Price Group A	\$45	49	53	58	66	71	78
Price Group B	58	63	68	74	84	91	100
Price Group C	70	76	82	90	102	110	121
Price Group D	85	92	99	109	123	133	146
Price Group E	112	121	130	143	161	174	191
Price Group F	123	133	143	157	177	191	210
Customer's Own Material (C.O.M.) Labor Only	42	46	49	54	61	66	73

### Options Surcharges

Folded width up to inches (cm) →	10 (25.4)	20 (50.8)	30 (76.2)	40 (101.6)	50 (127.0)	60 (152.4)	70 (177.8)
Welting	\$8	10	16	24	36	53	80
Trim	14	16	24	36	53	80	120

**NOTE:** Trim and welting not available on sheers or casement fabrics.

## Price Charts: Fabric Shades

### Classic Flat Roman

#### Price Group A

Length up to inches (cm) ↓	Width up to inches (cm) →										
	24 (61.0)	36 (91.5)	48 (122.0)	60 (152.4)	72 (182.9)	84 (213.4)	96 (243.9)	108 (274.4)	120 (304.8)	132 (335.3)	144 (365.8)
36 (91.5)	\$260	326	382	477	540	573	720	795	1025	1094	1154
48 (122.0)	299	375	450	528	590	630	851	945	1195	1281	1365
60 (152.4)	343	413	507	581	651	680	1072	1161	1359	1463	1556
72 (182.9)	372	483	557	642	728	778	1182	1303	1526	1639	1752
84 (213.4)	422	540	614	707	789	823	1299	1471	1700	1838	1973
96 (243.9)	465	603	678	781	830	867	1393	1568	1898	2047	2188
108 (274.4)	513	663	746	860	913	951	1533	1726	2091	2253	2407
120 (304.8)	563	730	820	945	1005	1048	1686	1898	2299	2477	2649

#### Price Group B

Length up to inches (cm) ↓	Width up to inches (cm) →										
	24 (61.0)	36 (91.5)	48 (122.0)	60 (152.4)	72 (182.9)	84 (213.4)	96 (243.9)	108 (274.4)	120 (304.8)	132 (335.3)	144 (365.8)
36 (91.5)	\$333	417	489	611	691	733	922	1018	1312	1400	1477
48 (122.0)	383	480	576	676	755	806	1089	1210	1530	1640	1747
60 (152.4)	439	529	649	744	833	870	1372	1486	1740	1873	1992
72 (182.9)	476	618	713	822	932	996	1513	1668	1953	2098	2243
84 (213.4)	540	691	786	905	1010	1053	1663	1883	2176	2353	2525
96 (243.9)	595	772	868	1000	1062	1110	1783	2007	2429	2620	2801
108 (274.4)	657	849	955	1101	1169	1217	1962	2209	2676	2884	3081
120 (304.8)	721	934	1050	1210	1286	1341	2158	2429	2943	3171	3391

#### Price Group C

Length up to inches (cm) ↓	Width up to inches (cm) →										
	24 (61.0)	36 (91.5)	48 (122.0)	60 (152.4)	72 (182.9)	84 (213.4)	96 (243.9)	108 (274.4)	120 (304.8)	132 (335.3)	144 (365.8)
36 (91.5)	\$403	505	592	739	836	887	1116	1232	1588	1694	1787
48 (122.0)	463	581	697	818	914	975	1318	1464	1851	1984	2114
60 (152.4)	531	640	785	900	1008	1053	1660	1798	2105	2266	2410
72 (182.9)	576	748	863	995	1128	1205	1831	2018	2363	2539	2714
84 (213.4)	653	836	951	1095	1222	1274	2012	2278	2633	2847	3055
96 (243.9)	720	934	1050	1210	1285	1343	2157	2428	2939	3170	3389
108 (274.4)	795	1027	1156	1332	1414	1473	2374	2673	3238	3490	3728
120 (304.8)	872	1130	1271	1464	1556	1623	2611	2939	3561	3837	4103

**NOTE:** Shades to the right of the bold line, wider than 106" (269.3 cm), will be manufactured as multiple shades on one headrail at no extra charge.

## Price Charts: Fabric Shades

### Classic Flat Roman

#### Price Group D

Length up to inches (cm) ↓	Width up to inches (cm) →								108 (274.4)	120 (304.8)	132 (335.3)	144 (365.8)
	24 (61.0)	36 (91.5)	48 (122.0)	60 (152.4)	72 (182.9)	84 (213.4)	96 (243.9)					
36 (91.5)	\$488	611	716	894	1012	1073	1350	1491	1921	2050	2162	
48 (122.0)	560	703	843	990	1106	1180	1595	1771	2240	2401	2558	
60 (152.4)	643	774	950	1089	1220	1274	2009	2176	2547	2742	2916	
72 (182.9)	697	905	1044	1204	1365	1458	2216	2442	2859	3072	3284	
84 (213.4)	790	1012	1151	1325	1479	1542	2435	2756	3186	3445	3697	
96 (243.9)	871	1130	1271	1464	1555	1625	2610	2938	3556	3836	4101	
108 (274.4)	962	1243	1399	1612	1711	1782	2873	3234	3918	4223	4511	
120 (304.8)	1055	1367	1538	1771	1883	1964	3159	3556	4309	4643	4965	

#### Price Group E

Length up to inches (cm) ↓	Width up to inches (cm) →								108 (274.4)	120 (304.8)	132 (335.3)	144 (365.8)
	24 (61.0)	36 (91.5)	48 (122.0)	60 (152.4)	72 (182.9)	84 (213.4)	96 (243.9)					
36 (91.5)	\$639	800	938	1171	1326	1406	1769	1953	2517	2686	2832	
48 (122.0)	734	921	1104	1297	1449	1546	2089	2320	2934	3145	3351	
60 (152.4)	842	1014	1245	1427	1598	1669	2632	2851	3337	3592	3820	
72 (182.9)	913	1186	1368	1577	1788	1910	2903	3199	3745	4024	4302	
84 (213.4)	1035	1326	1508	1736	1937	2020	3190	3610	4174	4513	4843	
96 (243.9)	1141	1480	1665	1918	2037	2129	3419	3849	4658	5025	5372	
108 (274.4)	1260	1628	1833	2112	2241	2334	3764	4237	5133	5532	5909	
120 (304.8)	1382	1791	2015	2320	2467	2573	4138	4658	5645	6082	6504	

#### Price Group F

Length up to inches (cm) ↓	Width up to inches (cm) →								108 (274.4)	120 (304.8)	132 (335.3)	144 (365.8)
	24 (61.0)	36 (91.5)	48 (122.0)	60 (152.4)	72 (182.9)	84 (213.4)	96 (243.9)					
36 (91.5)	\$703	880	1032	1288	1459	1547	1946	2148	2769	2955	3115	
48 (122.0)	807	1013	1214	1427	1594	1701	2298	2552	3227	3460	3686	
60 (152.4)	926	1115	1370	1570	1758	1836	2895	3136	3671	3951	4202	
72 (182.9)	1004	1305	1505	1735	1967	2101	3193	3519	4120	4426	4732	
84 (213.4)	1139	1459	1659	1910	2131	2222	3509	3971	4591	4964	5327	
96 (243.9)	1255	1628	1832	2110	2241	2342	3761	4234	5124	5528	5909	
108 (274.4)	1386	1791	2016	2323	2465	2567	4140	4661	5646	6085	6500	
120 (304.8)	1520	1970	2217	2552	2714	2830	4552	5124	6210	6690	7154	

**NOTE:** Shades to the right of the bold line, wider than 106" (269.3 cm), will be manufactured as multiple shades on one headrail at no extra charge.

## Price Charts: Fabric Shades

### Classic Flat Roman

#### Customer's Own Material (C.O.M.) Labor Only

Length up to inches (cm) ↓	Width up to inches (cm) →										
	24 (61.0)	36 (91.5)	48 (122.0)	60 (152.4)	72 (182.9)	84 (213.4)	96 (243.9)	108 (274.4)	120 (304.8)	132 (335.3)	144 (365.8)
36 (91.5)	\$252	316	371	463	524	556	698	771	994	1061	1119
48 (122.0)	290	364	437	512	572	611	825	917	1159	1243	1324
60 (152.4)	333	401	492	564	631	660	1040	1126	1318	1419	1509
72 (182.9)	361	469	540	623	706	755	1147	1264	1480	1590	1699
84 (213.4)	409	524	596	686	765	798	1260	1427	1649	1783	1914
96 (243.9)	451	585	658	758	805	841	1351	1521	1841	1986	2122
108 (274.4)	498	643	724	834	886	922	1487	1674	2028	2185	2335
120 (304.8)	546	708	795	917	975	1017	1635	1841	2230	2403	2570

**NOTE:** Shades to the right of the bold line, wider than 106" (269.3 cm), will be manufactured as multiple shades on one headrail at no extra charge.



## Price Charts: Fabric Shades

### Relaxed and Seamless Roman

#### Price Group A

Length up to inches (cm) ↓	Width up to inches (cm) →								108 (274.4)	120 (304.8)	132 (335.3)	144 (365.8)
	24 (61.0)	36 (91.5)	48 (122.0)	60 (152.4)	72 (182.9)	84 (213.4)	96 (243.9)					
36 (91.5)	\$207	271	324	415	476	505	648	720	940	1007	1064	
48 (122.0)	244	317	390	463	523	563	774	862	1103	1186	1266	
60 (152.4)	287	354	444	515	581	608	985	1068	1259	1359	1449	
72 (182.9)	315	420	492	573	655	703	1091	1205	1421	1528	1637	
84 (213.4)	362	476	546	636	714	746	1202	1367	1588	1719	1848	
96 (243.9)	403	536	607	706	753	787	1293	1461	1777	1920	2055	
108 (274.4)	449	592	671	782	833	870	1427	1612	1962	2116	2264	
120 (304.8)	497	656	743	862	921	961	1573	1776	2162	2332	2496	

#### Price Group B

Length up to inches (cm) ↓	Width up to inches (cm) →								108 (274.4)	120 (304.8)	132 (335.3)	144 (365.8)
	24 (61.0)	36 (91.5)	48 (122.0)	60 (152.4)	72 (182.9)	84 (213.4)	96 (243.9)					
36 (91.5)	\$265	347	415	531	609	646	829	922	1203	1289	1362	
48 (122.0)	312	406	499	593	669	721	991	1103	1412	1518	1620	
60 (152.4)	367	453	568	659	744	778	1261	1367	1612	1740	1855	
72 (182.9)	403	538	630	733	838	900	1396	1542	1819	1956	2095	
84 (213.4)	463	609	699	814	914	955	1539	1750	2033	2200	2365	
96 (243.9)	516	686	777	904	964	1007	1655	1870	2275	2458	2630	
108 (274.4)	575	758	859	1001	1066	1114	1827	2063	2511	2708	2898	
120 (304.8)	636	840	951	1103	1179	1230	2013	2273	2767	2985	3195	

#### Price Group C

Length up to inches (cm) ↓	Width up to inches (cm) →								108 (274.4)	120 (304.8)	132 (335.3)	144 (365.8)
	24 (61.0)	36 (91.5)	48 (122.0)	60 (152.4)	72 (182.9)	84 (213.4)	96 (243.9)					
36 (91.5)	\$321	420	502	643	737	782	1003	1116	1456	1560	1648	
48 (122.0)	378	491	604	718	809	872	1199	1335	1709	1837	1960	
60 (152.4)	444	548	687	797	900	941	1526	1654	1951	2105	2245	
72 (182.9)	488	651	762	887	1014	1089	1689	1866	2201	2367	2535	
84 (213.4)	560	737	846	985	1106	1156	1862	2118	2460	2662	2862	
96 (243.9)	624	830	940	1094	1166	1218	2003	2263	2753	2974	3182	
108 (274.4)	696	917	1039	1211	1290	1348	2211	2496	3038	3277	3507	
120 (304.8)	770	1016	1151	1335	1427	1488	2436	2750	3348	3612	3866	

**NOTE:** Shades to the right of the bold line, wider than 106" (269.3 cm), will be manufactured as multiple shades on one headrail at no extra charge.

## Price Charts: Fabric Shades

### Relaxed and Seamless Roman

#### Price Group D

Length up to inches (cm) ↓	Width up to inches (cm) →										
	24 (61.0)	36 (91.5)	48 (122.0)	60 (152.4)	72 (182.9)	84 (213.4)	96 (243.9)	108 (274.4)	120 (304.8)	132 (335.3)	144 (365.8)
36 (91.5)	\$388	508	607	778	892	946	1214	1350	1762	1888	1994
48 (122.0)	457	594	731	869	979	1055	1451	1615	2068	2223	2372
60 (152.4)	537	663	831	964	1089	1139	1846	2001	2361	2547	2716
72 (182.9)	590	788	922	1073	1227	1318	2044	2258	2663	2864	3067
84 (213.4)	678	892	1024	1192	1338	1399	2253	2563	2977	3221	3463
96 (243.9)	755	1004	1137	1324	1411	1474	2424	2738	3331	3599	3850
108 (274.4)	842	1110	1257	1465	1561	1631	2675	3020	3676	3965	4243
120 (304.8)	932	1229	1393	1615	1727	1800	2948	3328	4051	4371	4678

#### Price Group E

Length up to inches (cm) ↓	Width up to inches (cm) →										
	24 (61.0)	36 (91.5)	48 (122.0)	60 (152.4)	72 (182.9)	84 (213.4)	96 (243.9)	108 (274.4)	120 (304.8)	132 (335.3)	144 (365.8)
36 (91.5)	\$508	665	795	1019	1169	1239	1590	1769	2308	2473	2612
48 (122.0)	599	778	958	1138	1282	1382	1901	2116	2709	2912	3107
60 (152.4)	703	869	1089	1263	1427	1492	2418	2621	3093	3337	3558
72 (182.9)	773	1032	1208	1406	1607	1727	2678	2958	3489	3752	4018
84 (213.4)	888	1169	1341	1562	1753	1833	2951	3358	3900	4220	4537
96 (243.9)	989	1315	1489	1734	1848	1931	3175	3587	4364	4715	5044
108 (274.4)	1103	1454	1647	1919	2045	2137	3504	3956	4816	5194	5558
120 (304.8)	1221	1610	1825	2116	2262	2358	3862	4360	5307	5726	6128

#### Price Group F

Length up to inches (cm) ↓	Width up to inches (cm) →										
	24 (61.0)	36 (91.5)	48 (122.0)	60 (152.4)	72 (182.9)	84 (213.4)	96 (243.9)	108 (274.4)	120 (304.8)	132 (335.3)	144 (365.8)
36 (91.5)	\$559	732	875	1121	1286	1363	1749	1946	2539	2720	2873
48 (122.0)	659	856	1054	1252	1410	1520	2091	2328	2980	3203	3418
60 (152.4)	773	956	1198	1389	1570	1641	2660	2883	3402	3671	3914
72 (182.9)	850	1135	1329	1547	1768	1900	2946	3254	3838	4127	4420
84 (213.4)	977	1286	1475	1718	1928	2016	3246	3694	4290	4642	4991
96 (243.9)	1088	1447	1638	1907	2033	2124	3493	3946	4800	5187	5548
108 (274.4)	1213	1599	1812	2111	2250	2351	3854	4352	5298	5713	6114
120 (304.8)	1343	1771	2008	2328	2488	2594	4248	4796	5838	6299	6741

**NOTE:** Shades to the right of the bold line, wider than 106" (269.3 cm), will be manufactured as multiple shades on one headrail at no extra charge.

## Price Charts: Fabric Shades

### Relaxed and Seamless Roman

#### Customer's Own Material (C.O.M.) Labor Only

Length up to inches (cm) ↓	Width up to inches (cm) →										
	24 (61.0)	36 (91.5)	48 (122.0)	60 (152.4)	72 (182.9)	84 (213.4)	96 (243.9)	108 (274.4)	120 (304.8)	132 (335.3)	144 (365.8)
36 (91.5)	\$201	263	314	403	462	490	629	698	912	977	1032
48 (122.0)	237	307	378	449	507	546	751	836	1070	1150	1228
60 (152.4)	278	343	431	500	564	590	955	1036	1221	1318	1406
72 (182.9)	306	407	477	556	635	682	1058	1169	1378	1482	1588
84 (213.4)	351	462	530	617	693	724	1166	1326	1540	1667	1793
96 (243.9)	391	520	589	685	730	763	1254	1417	1724	1862	1993
108 (274.4)	436	574	651	759	808	844	1384	1564	1903	2053	2196
120 (304.8)	482	636	721	836	893	932	1526	1723	2097	2262	2421

**NOTE:** Shades to the right of the bold line, wider than 106" (269.3 cm), will be manufactured as multiple shades on one headrail at no extra charge.

## Price Charts: Fabric Shades

### Looped Roman and Balloon

#### Price Group A

Length up to inches (cm) ↓	Width up to inches (cm) →								108 (274.4)	120 (304.8)	132 (335.3)	144 (365.8)
	24 (61.0)	36 (91.5)	48 (122.0)	60 (152.4)	72 (182.9)	84 (213.4)	96 (243.9)					
36 (91.5)	\$324	406	484	557	655	697	898	969	1243	1322	1401	
48 (122.0)	363	453	539	622	730	769	1063	1149	1445	1552	1652	
60 (152.4)	441	544	595	689	806	851	1290	1408	1646	1767	1886	
72 (182.9)	476	607	671	764	898	944	1467	1582	1849	1990	2122	
84 (213.4)	542	684	741	844	991	1050	1630	1788	2063	2228	2395	
96 (243.9)	592	735	821	985	1099	1162	1752	1902	2298	2473	2649	
103 (261.7)	653	810	904	1082	1208	1281	1928	2095	2527	2720	2912	

#### Price Group B

Length up to inches (cm) ↓	Width up to inches (cm) →								108 (274.4)	120 (304.8)	132 (335.3)	144 (365.8)
	24 (61.0)	36 (91.5)	48 (122.0)	60 (152.4)	72 (182.9)	84 (213.4)	96 (243.9)					
36 (91.5)	\$415	520	620	713	838	892	1149	1240	1591	1692	1793	
48 (122.0)	465	580	690	796	934	984	1361	1471	1850	1987	2115	
60 (152.4)	564	696	762	882	1032	1089	1651	1802	2107	2262	2414	
72 (182.9)	609	777	859	978	1149	1208	1878	2025	2367	2547	2716	
84 (213.4)	694	876	948	1080	1268	1344	2086	2289	2641	2852	3066	
96 (243.9)	758	941	1051	1261	1407	1487	2243	2435	2941	3165	3391	
103 (261.7)	836	1037	1157	1385	1546	1640	2468	2682	3235	3482	3727	

#### Price Group C

Length up to inches (cm) ↓	Width up to inches (cm) →								108 (274.4)	120 (304.8)	132 (335.3)	144 (365.8)
	24 (61.0)	36 (91.5)	48 (122.0)	60 (152.4)	72 (182.9)	84 (213.4)	96 (243.9)					
36 (91.5)	\$502	629	750	863	1014	1079	1390	1500	1925	2047	2170	
48 (122.0)	563	702	835	963	1130	1191	1647	1780	2239	2404	2559	
60 (152.4)	682	842	922	1067	1249	1318	1998	2180	2549	2737	2921	
72 (182.9)	737	940	1039	1183	1390	1462	2272	2450	2864	3082	3286	
84 (213.4)	840	1060	1147	1307	1534	1626	2524	2770	3196	3451	3710	
96 (243.9)	917	1139	1272	1526	1702	1799	2714	2946	3559	3830	4103	
103 (261.7)	1012	1255	1400	1676	1871	1984	2986	3245	3914	4213	4510	

**NOTES:** Shades to the right of the bold line, wider than 106" (269.3 cm), will be manufactured as multiple shades on one headrail at no extra charge.

Balloon style available to 90" (228.6 cm) width only.

## Price Charts: Fabric Shades

### Looped Roman and Balloon

#### Price Group D

Length up to inches (cm) ↓	Width up to inches (cm) →								108 (274.4)	120 (304.8)	132 (335.3)	144 (365.8)
	24 (61.0)	36 (91.5)	48 (122.0)	60 (152.4)	72 (182.9)	84 (213.4)	96 (243.9)					
36 (91.5)	\$607	761	908	1044	1227	1306	1682	1815	2329	2477	2626	
48 (122.0)	681	849	1010	1165	1367	1441	1993	2154	2709	2909	3096	
60 (152.4)	825	1019	1116	1291	1511	1595	2418	2638	3084	3312	3534	
72 (182.9)	892	1137	1257	1431	1682	1769	2749	2965	3465	3729	3976	
84 (213.4)	1016	1283	1388	1581	1856	1967	3054	3352	3867	4176	4489	
96 (243.9)	1110	1378	1539	1846	2059	2177	3284	3565	4306	4634	4965	
103 (261.7)	1225	1519	1694	2028	2264	2401	3613	3926	4736	5098	5457	

#### Price Group E

Length up to inches (cm) ↓	Width up to inches (cm) →								108 (274.4)	120 (304.8)	132 (335.3)	144 (365.8)
	24 (61.0)	36 (91.5)	48 (122.0)	60 (152.4)	72 (182.9)	84 (213.4)	96 (243.9)					
36 (91.5)	\$795	997	1189	1368	1607	1711	2203	2378	3051	3245	3440	
48 (122.0)	892	1112	1323	1526	1791	1888	2611	2822	3549	3811	4056	
60 (152.4)	1081	1335	1462	1691	1979	2089	3168	3456	4040	4339	4630	
72 (182.9)	1169	1489	1647	1875	2203	2317	3601	3884	4539	4885	5209	
84 (213.4)	1331	1681	1818	2071	2431	2577	4001	4391	5066	5471	5881	
96 (243.9)	1454	1805	2016	2418	2697	2852	4302	4670	5641	6071	6504	
103 (261.7)	1605	1990	2219	2657	2966	3145	4733	5143	6204	6678	7149	

#### Price Group F

Length up to inches (cm) ↓	Width up to inches (cm) →								108 (274.4)	120 (304.8)	132 (335.3)	144 (365.8)
	24 (61.0)	36 (91.5)	48 (122.0)	60 (152.4)	72 (182.9)	84 (213.4)	96 (243.9)					
36 (91.5)	\$875	1097	1308	1505	1768	1882	2423	2616	3356	3570	3784	
48 (122.0)	981	1223	1455	1679	1970	2077	2872	3104	3904	4192	4462	
60 (152.4)	1189	1469	1608	1860	2177	2298	3485	3802	4444	4773	5093	
72 (182.9)	1286	1638	1812	2063	2423	2549	3961	4272	4993	5374	5730	
84 (213.4)	1464	1849	2000	2278	2674	2835	4401	4830	5573	6018	6469	
96 (243.9)	1599	1986	2218	2660	2967	3137	4732	5137	6205	6678	7154	
103 (261.7)	1766	2189	2441	2923	3263	3460	5206	5657	6824	7346	7864	

**NOTES:** Shades to the right of the bold line, wider than 106" (269.3 cm), will be manufactured as multiple shades on one headrail at no extra charge.  
Balloon style available to 90" (228.6 cm) width only.

## Price Charts: Fabric Shades

### Looped Roman and Balloon

#### Customer's Own Material (C.O.M.) Labor Only

Length up to inches (cm) ↓	Width up to inches (cm) →										
	24 (61.0)	36 (91.5)	48 (122.0)	60 (152.4)	72 (182.9)	84 (213.4)	96 (243.9)	108 (274.4)	120 (304.8)	132 (335.3)	144 (365.8)
36 (91.5)	\$314	394	469	540	635	676	871	940	1206	1282	1359
48 (122.0)	352	439	523	603	708	746	1031	1115	1402	1505	1602
60 (152.4)	428	528	577	668	782	825	1251	1366	1597	1714	1829
72 (182.9)	462	589	651	741	871	916	1423	1535	1794	1930	2058
84 (213.4)	526	663	719	819	961	1019	1581	1734	2001	2161	2323
96 (243.9)	574	713	796	955	1066	1127	1699	1845	2229	2399	2570
103 (261.7)	633	786	877	1050	1172	1243	1870	2032	2451	2638	2825

**NOTES:** Shades to the right of the bold line, wider than 106" (269.3 cm), will be manufactured as multiple shades on one headrail at no extra charge.

Balloon style available to 90" (228.6 cm) width only.

## Price Charts: Fabric Shades

### Options Surcharges

Surcharges apply to all shades. See exceptions listed below on individual styles.

Width up to inches (cm) →	24 (61.0)	36 (91.5)	48 (122.0)	60 (152.4)	72 (182.9)	84 (213.4)	96 (243.9)	108 (274.4)	120 (304.8)	132 (335.3)	144 (365.8)
Valance by Width, Back Controls	\$50	75	100	125	150	175	200	225	250	275	300
Thermal or Water Repellent Liner	58	67	72	80	89	96	107	113	122	132	138
Flannel-Back Liner	78	93	100	112	124	133	147	158	168	182	190
Blackout Liner	78	93	100	112	124	133	147	158	168	182	190
Trim on Bottom of Valance Only	63	111	141	158	207	232	252	276	302	347	374
Continuous-Loop Lift	80	89	95	101	113	121	126	136	147	154	161
Cordless	108	113	128	133	143	184	190				
Motorized Lift	See motorization product information guide and price list for pricing										
Back Valance for Standard Controls	\$65 per shade										
Bottom Up/Top Down	\$132 per shade										
2 on 1 Headrail <sup>(1)</sup>	\$82 per shade										
3 on 1 Headrail <sup>(1)</sup>	\$118 per shade										
Cord Management Cleats	Clear: no charge Cord winder: \$8 Solid brass cleat: \$10 Antique brass cleat: \$5										

**(1)** Multiple shades on one headrail over 106" (269.3 cm) wide have no additional surcharge.

Length up to inches (cm) ↓	Banding Inset, Deco Tape Inset or Edge
36 (91.5)	\$114
48 (122.0)	152
60 (152.4)	190
72 (182.9)	228
84 (213.4)	266
96 (243.9)	304
108 (274.4)	342
120 (304.8)	380

Available for relaxed and seamless Roman only.

#### **Balloon Shade Exceptions:**

Due to the construction of the balloon shade, the following options are not available:

- Blackout and thermal liners
- Bottom up/top down
- Multiple shades on one headrail
- Cordless or motorized controls
- Valance (front or back)

## Price Charts: Cornices

### Premium Fabric-Wrapped Cornices: Arch, Casual, Deco, Linear, Scallop

Width up to inches (cm) →	40 (101.6)	71 (180.4)	96 (243.9)	120 (304.8)	144 (365.8)	168 (426.8)	190 (482.6)
Price Group A	\$272	490	654	817	979	1130	1299
Price Group B	348	627	837	1046	1253	1446	1662
Price Group C	421	759	1013	1266	1516	1750	2012
Price Group D	509	918	1226	1532	1834	2118	2435
Price Group E	667	1203	1606	2007	2403	2775	3191
Price Group F	734	1323	1767	2208	2643	3053	3510
Customer's Own Material (C.O.M.) Labor Only	253	456	608	760	910	1051	1208
<b>Options Surcharges</b>							
Contrast Welting	\$59	70	83	105	128	152	180
Cord Trim	62	75	89	132	174	215	260
Packaging for Widths Over 144" (365.8 cm)	N/A	N/A	N/A	N/A	N/A	90	90
Railroaded Fabric	10%	10%	10%	10%	10%	10%	10%
Corner Window <sup>(2)</sup>	15%	15%	15%	15%	15%	15%	15%
Bay Window <sup>(3)</sup>	20%	20%	20%	20%	20%	20%	20%

### Fabric-Wrapped Cornices: Contour, Curved<sup>(1)</sup>, Straight, Traditional

Width up to inches (cm) →	40 (101.6)	71 (180.4)	96 (243.9)	120 (304.8)	144 (365.8)
Price Group A	\$248	446	593	743	892
Price Group B	317	571	759	951	1142
Price Group C	384	691	918	1151	1382
Price Group D	465	836	1111	1393	1672
Price Group E	609	1095	1455	1825	2190
Price Group F	670	1205	1601	2008	2409
Customer's Own Material (C.O.M.) Labor Only	231	415	551	691	830
<b>Options Surcharges</b>					
Contrast Welting (contour, straight, and traditional styles only)	\$30	55	73	92	112
Contrast Fabric (curved style only)	33	59	77	97	116
Railroaded Fabric	10%	10%	10%	10%	10%
Corner Window <sup>(2)</sup>	15%	15%	15%	15%	15%

**(1)** Cord trim included in curved style.

**(2)** Corner window available in straight and linear styles only.

**(3)** Linear style only.



## Price Charts: Swag and Cascades

### Traditional Swag, Pole Swag, and Cascades

Number of Swags →	1	2	3	4	5	6	7	8	9	Surcharge Cascades Over 36" (91.5 cm) <sup>(1)</sup>		Swag Only <sup>(2)</sup>
Width up to inches (cm) →	42 (106.7)	71 (180.4)	96 (243.9)	120 (304.8)	144 (365.8)	168 (426.8)	192 (487.7)	216 (548.7)	240 (609.6)	37-63 (94.0-160.1)	64-84 (162.6-213.4)	42 (106.7)
Price Group A	\$670	744	857	889	924	958	990	1023	1056	141	213	221
Price Group B	858	952	1097	1138	1183	1226	1267	1309	1352	163	245	283
Price Group C	1038	1152	1327	1377	1431	1483	1533	1584	1636	196	295	343
Price Group D	1256	1394	1606	1666	1732	1794	1855	1917	1980	245	367	414
Price Group E	1645	1826	2104	2182	2269	2350	2430	2511	2594	332	497	543
Price Group F	1810	2009	2314	2400	2496	2585	2673	2762	2853	463	695	597
Customer's Own Material (C.O.M.) Labor Only	623	692	797	827	859	891	921	951	982	131	198	206
Options Surcharges												
21" (53.4 cm) Deep Swag (traditional style only)	\$64	72	73	85	86	97	99	104	108			
Contrast Lining: Cascade	52	52	52	52	52	52	52	52	52			
Interlining	56	56	56	56	56	56	56	56	56			
Trim	91	187	275	371	462	555	646	739	830			
Banding: Swag	78	154	233	310	386	464	541	616	695			

**(1)** 36" (91.5 cm) cascade is the standard size. Optional longer cascades as noted are available with surcharge.

**(2)** Swag only available on traditional style only. Priced per swag.

## Price Charts: Swag and Cascades

### Tailored Arch

Width up to inches (cm) →	40 (101.6)	71 (180.4)	96 (243.9)	120 (304.8)	144 (365.8)	168 (426.8)	192 (487.7)	216 (548.7)	240 (609.6)
Price Group A	\$419	432	514	701	869	1038	1208	1379	1547
Price Group B	536	553	658	897	1112	1329	1546	1765	1980
Price Group C	649	669	796	1085	1346	1608	1871	2136	2396
Price Group D	785	809	963	1313	1629	1946	2264	2585	2899
Price Group E	1028	1060	1262	1720	2134	2549	2966	3386	3798
Price Group F	1131	1166	1388	1892	2347	2804	3263	3725	4178
Customer's Own Material (C.O.M.) Labor Only	390	402	478	652	808	965	1123	1282	1439
<b>Options Surcharges</b>									
Contrast Lining <sup>(2)</sup>	\$52	52	52	52	52	52	52	52	52

### Rod Pocket Swag/Cascades and Rod Pocket Insert/Cascades

1½" (3.9 cm) pocket size and 36" (91.5 cm) standard length cascade; swags lined with standard light filtering lining only.

Number of Swags →	1	2	3	4	5	6	7	8	9	Surcharge Cascades Over 36" (91.5 cm) <sup>(1)</sup>
Width up to inches (cm) →	54 (137.2)	78 (198.2)	102 (259.1)	126 (320.1)	150 (381.0)	174 (442.0)	198 (503.0)	222 (563.9)	240 (609.6)	37-63 (94.0-160.1)
Price Group A	\$402	448	515	536	555	575	597	615	636	141
Price Group B	515	573	659	686	710	736	764	787	814	163
Price Group C	623	693	797	830	859	891	924	952	985	196
Price Group D	754	839	964	1004	1039	1078	1118	1152	1192	245
Price Group E	988	1099	1263	1315	1361	1412	1465	1509	1562	332
Price Group F	1087	1209	1389	1447	1497	1553	1612	1660	1718	463
Customer's Own Material (C.O.M.) Labor Only	374	417	479	498	516	535	555	572	591	131
<b>Options Surcharges</b>										
Contrast Lining: Cascade	\$52	52	52	52	52	52	52	52	52	
Interlining: Cascade	56	56	56	56	56	56	56	56	56	
Trim	91	187	275	371	462	555	646	739	830	

(1) 36" (91.5 cm) cascade is the standard size. Optional longer cascades as noted are available with surcharge.

(2) Contrast welting available at no charge, only when contrast fabric options are ordered.

### Scarf

Width up to inches (cm) →	126 (320.1)	216 (548.7)	288 (731.6)	360 (914.4)
Price Group A	\$223	444	572	705
Price Group B	285	568	732	902
Price Group C	345	687	886	1091
Price Group D	417	831	1072	1320
Price Group E	546	1089	1404	1729
Price Group F	601	1198	1544	1902
Customer's Own Material (C.O.M.) Labor Only	207	413	532	656
<b>Options Surcharges</b>				
Trim: 2 Short Sides	\$37	72	93	115
Trim: 3 Sides	87	209	278	346

**NOTE:** Scarf not available on 118" (299.8 cm) sheers.

## Price Charts: Board-Mounted Valances

### Soft Fold, Formal<sup>(3)</sup>

Lengths: 12" (30.5 cm), 15" (38.1 cm), 18" (45.8 cm)

Width up to inches (cm) →	40 (101.6)	71 (180.4)	96 (243.9)	120 (304.8)	144 (365.8)	168 (426.8)	192 (487.7)	216 (548.7)	240 (609.6)
Price Group A	\$303	344	419	730	935	1104	1272	1443	1612
Price Group B	388	440	536	934	1197	1413	1628	1847	2063
Price Group C	469	532	649	1130	1448	1710	1970	2235	2496
Price Group D	567	644	785	1367	1752	2069	2384	2704	3020
Price Group E	743	844	1028	1791	2295	2710	3123	3542	3956
Price Group F	817	928	1131	1970	2525	2981	3435	3896	4352
Customer's Own Material (C.O.M.) Labor Only	282	320	390	679	870	1027	1183	1342	1499

### Inverted Box Pleat, Tailored Flat, Tailored Scallop<sup>(3)</sup>

Lengths: 12" (30.5 cm), 15" (38.1 cm), 18" (45.8 cm)

Width up to inches (cm) →	40 (101.6)	71 (180.4)	96 (243.9)	120 (304.8)	144 (365.8)	168 (426.8)	192 (487.7)	216 (548.7)	240 (609.6)
Price Group A	\$317	350	419	649	834	1020	1204	1392	1576
Price Group B	406	448	536	831	1068	1306	1541	1782	2017
Price Group C	491	542	649	1006	1292	1580	1865	2156	2441
Price Group D	594	656	785	1217	1563	1912	2257	2609	2954
Price Group E	778	859	1028	1594	2048	2505	2957	3418	3870
Price Group F	856	945	1131	1753	2253	2756	3253	3760	4257
Customer's Own Material (C.O.M.) Labor Only	295	326	390	604	776	949	1120	1295	1466

### Options Surcharges

Width up to inches (cm) →	40 (101.6)	71 (180.4)	96 (243.9)	120 (304.8)	144 (365.8)	168 (426.8)	192 (487.7)	216 (548.7)	240 (609.6)
Lengths: add 21" (53.4 cm), 24" (61.0 cm), 27" (68.6 cm)	30%	30%	30%	30%	30%	30%	30%	30%	30%
Contrast Fabric or Banding <sup>(4)</sup>	10%	10%	10%	10%	10%	10%	10%	10%	10%
Bay Window <sup>(5)</sup>	20%	20%	20%	20%	20%	20%	20%	20%	20%
Corner Window <sup>(5)</sup>	15%	15%	15%	15%	15%	15%	15%	15%	15%

**(3)** Price of valance includes choice of one decorative option. Contrast fabric options available for a surcharge.

**(4)** Contrast welting available at no charge, only when contrast fabric or banding options are ordered.

**(5)** Bay and corner window options are not available with soft fold or formal style top treatments.

## Price Charts: Pillows

### Accent Pillows

Width up to inches (cm) →	16 x 16 (40.7 x 40.7)	20 x 20 (50.8 x 50.8)	22 x 22 (55.9 x 55.9)	12 x 16 (30.5 x 40.7)	16 x 20 (40.7 x 50.8)
Price Group A	\$75	83	91	68	75
Price Group B	96	106	117	87	96
Price Group C	116	128	141	105	116
Price Group D	140	154	169	127	140
Price Group E	183	201	221	166	183
Price Group F	201	221	243	183	201
Customer's Own Material (C.O.M.) Labor Only	70	77	85	63	70
<b>Options Surcharges</b>					
Welting	\$26	26	26	26	26
Trim	52	52	52	52	52

**NOTE:** Due to stuffing, pillow size may vary.

## Price Charts: Fabric

### Fabric

5" (12.7 cm) x 7" (17.8 cm) Swatches	No charge
½ Yard Memo Sample	\$35 per sample
Fabric by the Yard	See fabric listing



Graber is a brand of Springs Window Fashions, the Best Experience Company 

Graber and the Graber logo are registered trademarks of Springs Window Fashions, LLC.

19-0259-04 (07/17) 17-5479|S17-4841

# Customer's Own Material

## Fabric Features

Customer's Own Material (C.O.M.) . . . . .	95-96
--	-------

## C.O.M. Yardage Requirements: Draperies

All Pleated and Rod Pocket Draperies . . . . .	97
All Pleated and Rod Pocket Draperies—60" Sheers . . . . .	98
Pleated and Rod Pocket Draperies—118" Seamless Sheers (Railroaded) . . . . .	99
Pleated and Rod Pocket Draperies—118" Seamless Sheers (Not Railroaded) . . . . .	99
Roll Pleat Draperies—Butt . . . . .	100
Roll Pleat Draperies—Butt: 118" Seamless Sheers (Railroaded up to 104") . . . . .	101
Roll Pleat Draperies—Butt: 118" Seamless Sheers (Not Railroaded Over 104" Length) . . . . .	101
Roll Pleat Draperies—Overlap . . . . .	102
Roll Pleat Draperies—Overlap: 118" Seamless Sheers (Railroaded up to 104") . . . . .	103
Roll Pleat Draperies—Overlap: 118" Seamless Sheers (Not Railroaded Over 104" Length) . . . . .	103
Grommet, Plain Top, Back Tab, Tab Top, Wrapped Tab Draperies . . . . .	104
Grommet, Plain Top, Back Tab, Tab Top, Wrapped Tab Draperies—118" Seamless Sheers (Railroaded) . . . . .	105
Grommet, Plain Top, Back Tab, Tab Top, Wrapped Tab Draperies—118" Seamless Sheers (Not Railroaded) . . . . .	105
Rod Pocket Top and Bottom . . . . .	106
Tiebacks . . . . .	106

## C.O.M. Yardage Requirements: Fabric Shades

Classic Flat Roman . . . . .	107
Relaxed Roman . . . . .	107
Seamless Roman . . . . .	107
Looped Roman . . . . .	108
Balloon . . . . .	108

## C.O.M. Yardage Requirements: Cornices

Premium Fabric-Wrapped Cornices . . . . .	109
Fabric-Wrapped Cornices . . . . .	110

## C.O.M. Yardage Requirements: Swag and Cascades

Traditional Swag and Cascade . . . . .	111
Pole Swag and Cascade . . . . .	112
Tailored Arch . . . . .	113
Rod Pocket Swag and Cascade . . . . .	113
Rod Pocket Insert and Cascade . . . . .	114
Pole Scarf . . . . .	114

## C.O.M. Yardage Requirements: Board-Mounted Valances

Inverted Box Pleat . . . . .	115
Soft Fold . . . . .	115
Formal . . . . .	116
Tailored Scallop and Tailored Flat . . . . .	116
Decorative Accents: Self or Contrast Accents . . . . .	117
Decorative Accents: Inside Contrast with Self Accents . . . . .	118

## C.O.M. Yardage Requirements: Pillows

Accent Pillows . . . . .	119
--------------------------	-----



# Fabric Features

## Customer's Own Material (C.O.M.)

### C.O.M. Guidelines

- The designer is responsible for fabric and style design choices
- Not all fabrics are suitable for all product styles; SWF reserves the right to refuse any C.O.M. material that will not allow us to manufacture a product that meets our quality standards
- All fabric types follow the same special considerations as the Graber collection
- Available product styles and options are the same as the Graber collection
- Please contact customer service if you have questions regarding fabric specific restrictions prior to placing your order

### Warranty Information

- Five-year "No Questions Asked" warranty does not apply to Customer's Own Material orders
- Limited lifetime warranty for Customer's Own Material orders excludes fabric

### Understanding Your Fabric

All fabric types follow the same special considerations as the Graber collection.

- For a quick reference find a similar fabric in the Graber collection and check the pictograms on the back of the swatch
- Consider how the fabric will perform in the product style chosen; at times it may be necessary to adjust the selection of product or fabric
- Things to consider:
  - How will the fabric hang or drape?
  - Is the hand of the fabric stiff or soft?
  - Will it flair due to stiffness?
  - Is it too loosely woven to hold its shape?
  - Will it wrinkle or ripple?
  - Can the fabric be steamed or ironed?
  - Is the fabric too heavy or bulky, or not heavy enough?
- Combining—fabrics used as accent linings, color blocks, or banding should be the same weight and hand to avoid problems such as puckering and flaring
- Check for bleed through when using contrast lining for cascades; interlining is recommended to reduce bleed through on fabrics darker than the face fabric
- Antique satins, silks, and linens wrinkle easily and will require additional dressing during installation
- Natural fibers such as linens and silks can have wider variation in dye lots and slubs due to the natural construction of the fabric; these are considered inherent and part of the natural beauty of these fabrics, they are not flaws
- Tumbled or pre-washed fabrics may have variations in width, patterns, and dye lots that can affect repeat size and pattern match; additional yardage may be required in these cases
- Crinkled or crashed fabrics, due to the processing techniques, may not finish with a crisp appearance; the crinkles may relax over time creating uneven hems
- SWF reserves the right to adjust construction specifications to accommodate fabrics with special considerations; as an example, heavy weight fabrics may have a single turn header and no miter on the side hem

### Special Considerations for Patterned Fabrics

- Patterned fabrics, whether woven, printed, or embroidered are rarely straight or square; depending on the product style, adjustments will be made to try to minimize the appearance, however we cannot guarantee complete alignment
- Scale—take note of the pattern repeat vs. the width and length of your custom product; we center the patterns in manufacturing; some patterns, stripes, and plaids when centered will finish with the ends not the same in pattern and/or color
- Patterns with distinct vertical lines such as stripes are not recommended for swags due to the bias cut
- We pattern match all our joining seams; patterns that do not match up at the edge of the fabric may require additional fabric over what is noted in the yardage requirement charts

### C.O.M. Yardage Estimates

- Select a window treatment style and size from the Graber collection
- Select your fabric from your fabric vendor
- Determine the fabric width and repeat; this can typically be found on the back of the fabric swatch
- Find your product in the C.O.M. yardage requirement charts
- Based on the size and fabric repeat, estimate your fabric needs
- Don't forget to include any optional yardage, trim, or other options that might be needed for your particular window treatment
- If you have any questions or concerns, please call SWF customer service for assistance with your estimate; be prepared to provide specific details about the C.O.M. fabric, including the width, pattern repeat, and color; also, have the required information for the selected style ready for proper calculations
- Estimates may be subject to change once your order is received and reviewed
- SWF is not responsible for fabric shortages that can occur due to the type of fabric, pattern placement, or complexity of the treatment

# Fabric Features

## Customer's Own Material (C.O.M.)

### Ordering a C.O.M. Product

- Estimate the fabric or trim requirements before purchase (see instructions on previous page)
- Always order your Graber soft treatments first
- Complete the required order form(s) and email or fax them to SWF customer service
- SWF will process your C.O.M. order and email you a confirmation with instructions to place your fabric order
  - **NOTE:** Each C.O.M. order will require a separate confirmation
- When placing an order with a fabric vendor provide them with the SWF order number
- Include the SWF order number on the outside of your package; this includes fabrics sent directly by you or your fabric vendor
  - Manufacturing lead times begin when fabric is received, inspected, and approved for manufacturing
  - It is important each piece of C.O.M. sent to SWF is labeled clearly to ensure timely processing of your order
- Fabrics must be properly marked, noting the face-side and which direction is up
- Each fabric must be rolled on a tube and sealed in plastic; we do not accept flat folded materials, bedding, or used materials
- An additional flat fee may be applied to your order if additional processing is required for fabrics that arrive without proper identification or are not rolled on a tube or require ironing
- Orders that are shipped directly from your fabric vendor are your responsibility
  - This includes products made in the wrong pattern, color, dye lot, or made inside-out or upside-down
- SWF is not responsible for products produced from incorrectly marked fabrics
- Correctly labeled C.O.M. is received by SWF and processed through for inspection
- Approved materials will be placed into production and shipped within 5 business days
- If, for any reason, the fabric does not pass our inspection process, or we find additional yardage is required, SWF will contact you directly regarding replacement fabric; you will need to contact the fabric vendor for additional fabric and a call tag to return the damaged goods
- If your fabric is miscut or damaged during the production process and needs to be replaced, SWF will cover the cost of new fabric up to a maximum of \$25 per yard; in this case, we may ask you to purchase the amount needed and provide a receipt for reimbursement
  - **IMPORTANT:** Your order will be placed on hold until SWF receives new material from the fabric vendor.

### Special Considerations for Outdoor Fabrics

- Outdoor fabrics are available in the following drapery styles only: rod pocket, grommet top, tab top, plain top, back tab
- Grommets for outdoor fabrics available in round style with stainless steel finish only
- Outdoor fabric draperies are only available unlined
- Outdoor drapery fabrics are not available with trim, banding, or color blocking options
- Grommet and plain top draperies are constructed with a material at the header to provide structure; over time this material could soften with exposure to the elements



# C.O.M. Yardage Requirements: Draperies

## Custom Size Draperies

### All Pleated and Rod Pocket Draperies

#### Standard (Non-Sheer) Fabrics

Chart assumes a 54" fabric width; contact customer service to calculate other widths.

Pleated styles not available in outdoor fabrics.

Length up to (inches) ↓	Width up to (inches) →												Banding Inside or Outside (based on a pair)	Trim Inside (based on a pair)	Add for 6" Return
	15	36	58	80	100	122	144	166	188	209	213				
17¼" Valance	1¼	2¼	3¼	4¼	5¼	6¼	7¼	8¼	9¼	10½	11½	N/A	N/A	1¼	
60	2¼	4½	6¾	9	11¼	13½	15¾	18	20	22¼	24½	2	3¾	2¼	
72	2¾	5¼	7¾	10¼	13	15½	18	20½	23	25¾	28¼	2½	4¼	2¾	
84	3	6	8¾	11¼	14½	17½	20¼	23¼	26	29	32	2¾	5	3	
96	3¼	6½	9¾	13	16¼	19½	22¾	26	29	32¼	35½	3	5¾	3¼	
108	3¾	7¼	10¾	14¼	18	21½	25	28½	32	35¾	39¼	3¾	6¼	3¾	
120	4	8	11¼	15¾	19½	23½	27¼	31¼	35	39	43	3¾	7	4	
132	4¼	8½	12¾	17	21¼	25½	29¾	34	38	42¼	46½	4	7¾	4¼	
144	4¾	9¼	13¾	18¼	23	27½	32	36½	41	45¾	50¼	4¼	8¼	4¾	
156	5	10	14¾	19¾	24½	29½	34¼	39¾	44	49	54	4¾	9	5	
168	5¼	10½	15¾	21	26¼	31½	36¾	42	47	52¼	57½	5	9¾	5¼	
180	5¾	11¼	16¾	22¼	28	33½	39	44½	50	55¾	61¼	5¼	10¼	5¾	
192	6	12	17¾	23¾	29½	35½	41¼	47¼	53	59	65	5¾	11	6	
204	6¼	12½	18¾	25	31¼	37½	43¾	50	56	62¼	68½	6	11¼	6¼	
216	6¾	13¼	19¾	26¼	33	39½	46	52½	59	65¾	72¼	6¼	12¼	6¾	
225	7	13¾	20½	27¼	34¼	41	47¾	54½	61¼	68¼	75	6½	12¾	7	
Multiplier	1	2	3	4	5	6	7	8	9	10	11				
Trim — Drapery or Valance Bottom Hem	1¼	3½	5	6½	8	9¾	11¼	12¾	14½	16	17½				
<b>Rod Pocket: Header, Add</b>															
Header up to 2"	¼	¼	½	½	¾	¾	1	1	1¼	1¼	1½				
Header up to 4"	¼	½	¾	1	1¼	1½	1¾	2	2¼	2½	2¾				

Above chart does not include repeats.

For fabrics with vertical repeat use the following formula:

$$((\text{fabric vertical repeat} \times \text{multiplier}) / 36") + \text{base yardage} = \text{total yardage needed}$$

For color blocking: split length of drapery as follows, based on your order and placement, ordering ⅓ and ⅔ or ⅕ and ⅘.

For pleated styles using a pole with rings: ordered width x 1.1 = width needed for yardage determination

# C.O.M. Yardage Requirements: Draperies

## Custom Size Draperies

### All Pleated and Rod Pocket Draperies—60" Sheers

#### Sheers, Laces, and Casement Fabrics

Chart assumes a 60" fabric width; contact customer service to calculate other widths.

Pleated styles not available in outdoor fabrics.

Length up to (inches) ↓	Width up to (inches) →											Add for 6" Return
	14	34	54	74	94	114	134	154	174	194	213	
17¼" Valance	1¼	2¼	3¼	4¼	5¼	6¼	7¼	8¼	9¼	10½	11½	1¼
60	2¼	4½	6¾	9	11¼	13½	15¾	18	20	22¼	24½	2¼
72	2¾	5¼	7¾	10¼	13	15½	18	20½	23	25¾	28¼	2¾
84	3	6	8¾	11¾	14½	17½	20¼	23¼	26	29	32	3
96	3¼	6½	9¾	13	16¼	19½	22¾	26	29	32¼	35½	3¼
108	3¾	7¼	10¾	14¼	18	21½	25	28½	32	35¾	39¼	3¾
120	4	8	11¾	15¾	19½	23½	27¼	31¼	35	39	43	4
132	4¼	8½	12¾	17	21¼	25½	29¾	34	38	42¼	46½	4¼
144	4¾	9¼	13¾	18¼	23	27½	32	36½	41	45¾	50¼	4¾
156	5	10	14¾	19¾	24½	29½	34¼	39¼	44	49	54	5
168	5¼	10½	15¾	21	26¼	31½	36¾	42	47	52¼	57½	5¼
180	5¾	11¼	16¾	22¼	28	33½	39	44½	50	55¾	61¼	5¾
192	6	12	17¾	23¾	29½	35½	41¼	47¼	53	59	65	6
204	6¼	12½	18¾	25	31¼	37½	43¾	50	56	62¼	68½	6¼
216	6¾	13¼	19¾	26¼	33	39½	46	52½	59	65¾	72¼	6¾
225	7	13¾	20½	27¼	34¼	41	47¾	54½	61¼	68¼	75	7
Multiplier	1	2	3	4	5	6	7	8	9	10	11	
<b>Rod Pocket: Header, Add</b>												
Header up to 2"	¼	¼	½	½	¾	¾	1	1	1¼	1¼	1½	
Header up to 4"	¼	½	¾	1	1¼	1½	1¾	2	2¼	2½	2¾	

Above chart does not include repeats.

For fabrics with vertical repeat use the following formula:

$$((\text{fabric vertical repeat} \times \text{multiplier}) / 36") + \text{base yardage} = \text{total yardage needed}$$

For pleated styles using a pole with rings: ordered width x 1.1 = width needed for yardage determination

## C.O.M. Yardage Requirements: Draperies

### Custom Size Draperies

#### Pleated and Rod Pocket Draperies – 118" Seamless Sheers (Railroaded)

Length up to (inches) ↓	Width up to (inches) →									
	18	36	58	80	100	122	144	166	190	213
Pleated up to 98"	2½	4	5¾	7½	9¼	11	13	14¾	16¾	18¾
Rod Pocket to 96", up to 1" Header	2½	4	5¾	7½	9¼	11	13	14¾	16¾	18¾
Rod Pocket to 90", Max up to 4" Header	2½	4	5¾	7½	9¼	11	13	14¾	16¾	18¾

#### Pleated and Rod Pocket Draperies – 118" Seamless Sheers (Not Railroaded)

Length up to (inches) ↓	Width up to (inches) →					
	36	74	110	144	180	213
108	3¾	7¼	10¾	14¼	18	21½
120	4	8	11¼	15¼	19½	23½
132	4¼	8½	12¾	17	21¼	25½
144	4¾	9¼	13¾	18¼	23	27½
156	5	10	14¾	19¾	24½	29½
168	5¼	10½	15¾	21	26¼	31½
180	5¾	11¼	16¾	22¼	28	33½
192	6	12	17¾	23¾	29½	35½
204	6¼	12½	18¾	25	31¼	37½
216	6¾	13¼	19¾	26¼	33	39½
225	7	13¾	20½	27¼	34¼	41
Multiplier	1	2	3	4	5	6
<b>Rod Pocket: Header, Add</b>						
Header up to 2"	¼	¼	½	½	¾	¾
Header up to 4"	¼	½	¾	1	1¼	1½

Above charts do not include repeats.

For fabrics with vertical repeat use the following formula:

$((\text{fabric vertical repeat} \times \text{multiplier}) / 36") + \text{base yardage} = \text{total yardage needed}$

# C.O.M. Yardage Requirements: Draperies

## Custom Size Draperies

### Roll Pleat Draperies – Butt

#### Standard (Non-Sheer) Fabrics

Chart assumes a 54" fabric width; contact customer service to calculate other widths.

Pleated styles not available in outdoor fabrics.

Based on a single panel.

Length up to (inches) ↓	Width up to (inches) →									Banding Inside or Outside (based on a pair)	Trim Inside (based on a pair)
	17	44	66	89	115	137	160	186	190		
Butt 120%	17	44	66	89	115	137	160	186	190		
Butt 100%	20	49	75	100	130	156	181	190	N/A		
60	2¼	4¼	6¼	8¼	10½	12½	14½	16½	18½	2	3¼
72	2½	5	7¼	9¼	12	14½	16¼	19¼	21½	2¼	4¼
84	2¾	5½	8¼	11	13¾	16½	19¼	22	24½	2¾	5
96	3¼	6¼	9¼	12¼	15½	18½	21½	24½	27½	3	5½
108	3½	7	10¼	13¾	17	20½	23¾	27¼	30½	3¼	6¼
120	3¾	7½	11¼	15	18¾	22½	26¼	30	33½	3¾	7
132	4¼	8¼	12¼	16¼	20½	24½	28½	32½	36½	4	7¾
144	4½	9	13¼	17¼	22	26½	30¼	35¼	39½	4¼	8¼
156	4¾	9½	14¼	19	23¾	28½	33¼	38	42½	4¾	9
168	5¼	10¼	15¼	20¼	25½	30½	35½	40½	45½	5	9¾
180	5½	11	16¼	21¼	27	32½	37¼	43¼	48½	5¼	10¼
192	5¾	11½	17¼	23	28¾	34½	40¼	46	51½	5¾	11
204	6¼	12¼	18¼	24¼	30½	36½	42½	48½	54½	6	11¾
216	6½	13	19¼	25¼	32	38½	44¼	51¼	57½	6¼	12¼
225	6¾	13½	20	26¾	33¼	40	46½	53¼	59¾	6½	12¾
Multiplier	1	2	3	4	5	6	7	8	9		
Trim Bottom Hem	1¼	3½	5	6½	8	9¾	11¼	12¾	14½		

For color blocking: split length of drapery as follows, based on your order and placement, ordering ⅓ and ⅔ or ⅓ and ⅔.

### Roll Pleat Draperies – Butt

#### Sheers, Laces, and Casement Fabrics

Chart assumes a 60" fabric width; contact customer service to calculate other widths.

Pleated styles not available in outdoor fabrics.

Based on a single panel.

Length up to (inches) ↓	Width up to (inches) →							
	20	47	74	100	126	152	179	190
Butt 120%	20	47	74	100	126	152	179	190
Butt 100%	24	54	83	113	143	173	190	N/A
60	2¼	4¼	6¼	8¼	10½	12½	14½	16½
72	2½	5	7¼	9¼	12	14½	16¼	19¼
84	2¾	5½	8¼	11	13¾	16½	19¼	22
96	3¼	6¼	9¼	12¼	15½	18½	21½	24½
108	3½	7	10¼	13¾	17	20½	23¾	27¼
120	3¾	7½	11¼	15	18¾	22½	26¼	30
132	4¼	8¼	12¼	16¼	20½	24½	28½	32½
144	4½	9	13¼	17¼	22	26½	30¼	35¼
156	4¾	9½	14¼	19	23¾	28½	33¼	38
168	5¼	10¼	15¼	20¼	25½	30½	35½	40½
180	5½	11	16¼	21¼	27	32½	37¼	43¼
192	5¾	11½	17¼	23	28¾	34½	40¼	46
204	6¼	12¼	18¼	24¼	30½	36½	42½	48½
216	6½	13	19¼	25¼	32	38½	44¼	51¼
225	6¾	13½	20	26¾	33¼	40	46½	53¼
Multiplier	1	2	3	4	5	6	7	8

Above charts do not include repeats.

For fabrics with vertical repeat use the following formula:

$$((\text{fabric vertical repeat} \times \text{multiplier}) / 36") + \text{base yardage} = \text{total yardage needed}$$

## C.O.M. Yardage Requirements: Draperies

### Custom Size Draperies

#### Roll Pleat Draperies – Butt: 118" Seamless Sheers (Railroaded up to 104")

Based on a single panel.

Length up to (inches) ↓	Width up to (inches) →									
Butt 120%	20	36	59	81	100	122	145	164	190	
Roll Pleat up to 104"	1¼	2¾	4	5½	6¾	8	9½	10¾	12¼	

Length up to (inches) ↓	Width up to (inches) →									
Butt 100%	20	37	58	83	100	122	143	164	190	
Roll Pleat up to 104"	1½	2½	3½	5	6	7¼	8¼	9½	11	

#### Roll Pleat Draperies – Butt: 118" Seamless Sheers (Not Railroaded Over 104" Length)

Based on a single panel.

Length up to (inches) ↓	Width up to (inches) →			
Butt 120%	47	100	145	190
Butt 100%	54	113	164	190
120	3¼	7½	11¼	15
132	4¼	8¼	12¼	16¼
144	4½	9	13¼	17¼
156	4¾	9½	14¼	19
168	5¼	10¼	15¼	20¼
180	5½	11	16¼	21¼
192	5¾	11½	17¼	23
204	6¼	12¼	18¼	24¼
216	6½	13	19¼	25¼
225	6¾	13½	20	26¼
Multiplier	1	2	3	4

# C.O.M. Yardage Requirements: Draperies

## Custom Size Draperies

### Roll Pleat Draperies—Overlap

#### Standard (Non-Sheer) Fabrics

Chart assumes a 54" fabric width; contact customer service to calculate other widths.

Pleated styles not available in outdoor fabrics.

Based on a single panel.

Length up to (inches) ↓	Width up to (inches) →									Banding Inside or Outside (based on a pair)	Trim Inside (based on a pair)
Overlap 120%	17	40	66	89	111	137	160	182	190		
Overlap 100%	20	45	71	100	126	156	181	190	N/A		
60	2¼	4¼	6¼	8¼	10½	12½	14½	16½	18½	2	3¾
72	2½	5	7¼	9¼	12	14½	16¾	19¼	21½	2¼	4¼
84	2¾	5½	8¼	11	13¾	16½	19¼	22	24½	2¾	5
96	3¼	6¼	9¼	12¼	15½	18½	21½	24½	27½	3	5¾
108	3½	7	10¼	13¾	17	20½	23¾	27¼	30½	3¼	6¼
120	3¾	7½	11¼	15	18¾	22½	26¼	30	33½	3¾	7
132	4¼	8¼	12¼	16¼	20½	24½	28½	32½	36½	4	7¾
144	4½	9	13¼	17¼	22	26½	30¾	35¼	39½	4¼	8¼
156	4¾	9½	14¼	19	23¾	28½	33¼	38	42½	4¾	9
168	5¼	10¼	15¼	20¼	25½	30½	35½	40½	45½	5	9¾
180	5½	11	16¼	21¾	27	32½	37¾	43¼	48½	5¼	10¼
192	5¾	11½	17¼	23	28¾	34½	40¼	46	51½	5¾	11
204	6¼	12¼	18¼	24¼	30½	36½	42½	48½	54½	6	11¾
216	6½	13	19¼	25¼	32	38½	44¾	51¼	57½	6¼	12¼
225	6¾	13½	20	26¾	33¾	40	46½	53¼	59¾	6½	12¾
Multiplier	1	2	3	4	5	6	7	8	9		
Trim Bottom Hem	1¾	3½	5	6½	8	9¾	11¼	12¾	14½		

For color blocking: split length of drapery as follows, based on your order and placement, ordering ⅓ and ⅔ or ⅕ and ⅘.

### Roll Pleat Draperies—Overlap

#### Sheers, Laces, and Casement Fabrics

Chart assumes a 60" fabric width; contact customer service to calculate other widths.

Pleated styles not available in outdoor fabrics.

Based on a single panel.

Length up to (inches) ↓	Width up to (inches) →							
Overlap 120%	21	47	74	100	126	152	179	190
Overlap 100%	24	54	83	113	143	173	190	N/A
60	2¼	4¼	6¼	8¼	10½	12½	14½	16½
72	2½	5	7¼	9¼	12	14½	16¾	19¼
84	2¾	5½	8¼	11	13¾	16½	19¼	22
96	3¼	6¼	9¼	12¼	15½	18½	21½	24½
108	3½	7	10¼	13¾	17	20½	23¾	27¼
120	3¾	7½	11¼	15	18¾	22½	26¼	30
132	4¼	8¼	12¼	16¼	20½	24½	28½	32½
144	4½	9	13¼	17¼	22	26½	30¾	35¼
156	4¾	9½	14¼	19	23¾	28½	33¼	38
168	5¼	10¼	15¼	20¼	25½	30½	35½	40½
180	5½	11	16¼	21¾	27	32½	37¾	43¼
192	5¾	11½	17¼	23	28¾	34½	40¼	46
204	6¼	12¼	18¼	24¼	30½	36½	42½	48½
216	6½	13	19¼	25¼	32	38½	44¾	51¼
225	6¾	13½	20	26¾	33¾	40	46½	53¼
Multiplier	1	2	3	4	5	6	7	8

Above charts do not include repeats.

For fabrics with vertical repeat use the following formula:

$$((\text{fabric vertical repeat} \times \text{multiplier}) / 36") + \text{base yardage} = \text{total yardage needed}$$

## C.O.M. Yardage Requirements: Draperies

### Custom Size Draperies

#### Roll Pleat Draperies—Overlap: 118" Seamless Sheers (Railroaded up to 104")

Based on a single panel.

Length up to (inches) ↓	Width up to (inches) →									
Overlap 120%	21	36	59	81	100	122	145	164	190	
Roll Pleat up to 104"	1¼	2¾	4	5½	6¾	8	9½	10¾	12¼	

Length up to (inches) ↓	Width up to (inches) →									
Overlap 100%	20	37	58	83	100	122	143	164	190	
Roll Pleat up to 104"	1½	2½	3¾	5	6	7¼	8¼	9½	11	

#### Roll Pleat Draperies—Overlap: 118" Seamless Sheers (Not Railroaded Over 104" Length)

Based on a single panel.

Length up to (inches) ↓	Width up to (inches) →			
Overlap 120%	47	96	149	190
Overlap 100%	54	109	168	190
120	3¾	7½	11¼	15
132	4¼	8¼	12¼	16¼
144	4½	9	13¼	17¾
156	4¾	9½	14¼	19
168	5¼	10¼	15¼	20¼
180	5½	11	16¼	21¾
192	5¾	11½	17¼	23
204	6¼	12¼	18¼	24¼
216	6½	13	19¼	25¾
225	6¾	13½	20	26¾
Multiplier	1	2	3	4

# C.O.M. Yardage Requirements: Draperies

## Custom Size Draperies

### Grommet, Plain Top<sup>(1)</sup>, Back Tab<sup>(1)</sup>, Tab Top, Wrapped Tab Draperies

#### Standard (Non-Sheer) Fabrics

Chart assumes a 54" fabric width; contact customer service to calculate other widths.

Wrapped tab not available in outdoor fabrics.

Length up to (inches) ↓	Width up to (inches) →								Banding Inside or Outside (based on a pair)	Trim Inside (based on a pair)
	27	54	81	108	135	162	189	213		
17¼" Valance	1¼	2¼	3¼	4¼	5¼	6¼	7¼	8¼	N/A	N/A
60	2¼	4½	6¾	9	11¼	13½	15¾	18	2	3¾
72	2¾	5¼	7¾	10¼	13	15½	18	20½	2¼	4¼
84	3	6	8¾	11¼	14½	17½	20¼	23¼	2¾	5
96	3¼	6½	9¾	13	16¼	19½	22¾	26	3	5½
108	3¾	7¼	10¾	14¼	18	21½	25	28½	3¼	6¼
120	4	8	11¼	15¼	19½	23½	27¼	31¼	3¾	7
132	4¼	8½	12¾	17	21¼	25½	29¾	34	4	7¾
144	4¾	9¼	13¾	18¼	23	27½	32	36½	4¼	8¼
156	5	10	14¾	19¼	24½	29½	34¼	39¼	4¾	9
168	5¼	10½	15¾	21	26¼	31½	36¾	42	5	9¾
180	5¾	11¼	16¾	22¼	28	33½	39	44½	5¼	10¼
192	6	12	17¾	23¼	29½	35½	41¼	47¼	5¾	11
204	6¼	12½	18¾	25	31¼	37½	43¾	50	6	11¾
216	6¾	13¼	19¾	26¼	33	39½	46	52½	6¼	12¼
225	7	13¾	20½	27¼	34¼	41	47¾	54½	6½	12¾
Multiplier	1	2	3	4	5	6	7	8		
Trim—Drapery or Valance Bottom Hem	2	4	5	7	8	10	11	13		
Add for Back Tab	¼	½	¾	1	1¼	1½	1¾	2		
Add for Classic and Wrapped Tab	¾	1¼	1¾	2¼	2¾	3¼	3¾	4¼		
Add for Wrapped Tab Wrap	¼	½	½	¾	¾	1	1¼	1¼		

### Grommet, Plain Top<sup>(1)</sup>, Back Tab<sup>(1)</sup>, Tab Top, Wrapped Tab Draperies

#### Sheers, Laces, and Casement Fabrics

Chart assumes a 60" fabric width; contact customer service to calculate other widths.

Wrapped tab not available in outdoor fabrics.

Length up to (inches) ↓	Width up to (inches) →								
	25	48	72	96	120	144	168	192	213
17¼" Valance	1¼	2¼	3¼	4¼	5¼	6¼	7¼	8¼	9¼
60	2¼	4½	6¾	9	11¼	13½	15¾	18	20
72	2¾	5¼	7¾	10¼	13	15½	18	20½	23
84	3	6	8¾	11¼	14½	17½	20¼	23¼	26
96	3¼	6½	9¾	13	16¼	19½	22¾	26	29
108	3¾	7¼	10¾	14¼	18	21½	25	28½	32
120	4	8	11¼	15¼	19½	23½	27¼	31¼	35
132	4¼	8½	12¾	17	21¼	25½	29¾	34	38
144	4¾	9¼	13¾	18¼	23	27½	32	36½	41
156	5	10	14¾	19¼	24½	29½	34¼	39¼	44
168	5¼	10½	15¾	21	26¼	31½	36¾	42	47
180	5¾	11¼	16¾	22¼	28	33½	39	44½	50
192	6	12	17¾	23¼	29½	35½	41¼	47¼	53
204	6¼	12½	18¾	25	31¼	37½	43¾	50	56
216	6¾	13¼	19¾	26¼	33	39½	46	52½	59
225	7	13¾	20½	27¼	34¼	41	47¾	54½	61¼
Multiplier	1	2	3	4	5	6	7	8	9
Add for Back Tab	¼	½	¾	1	1¼	1½	1¾	2	2¼
Add for Classic and Wrapped Tab	¾	1¼	1¾	2¼	2¾	3¼	3¾	4¼	4¾
Add for Wrapped Tab Wrap	¼	½	½	¾	¾	1	1¼	1¼	1½

(1) Valances not available in back tab or plain top styles.



## C.O.M. Yardage Requirements: Draperies

### Custom Size Draperies

#### Grommet, Plain Top, Back Tab, Tab Top, Wrapped Tab Draperies— 118" Seamless Sheers (Railroaded)

Length up to (inches) ↓	Width up to (inches) →									
	18	36	58	80	100	122	144	166	190	213
Grommet and Plain Top, Max Length 98"	1¾	3	4½	6	7½	9	10½	12	13¾	15¼
Back Tab to 92": up to 2¼" Deco Pole	1¾	3	4½	6	7½	9	10½	12	13¾	15¼
Classic Tab to 88": up to 2¼" Deco Pole	1¾	3	4½	6	7½	9	10½	12	13¾	15¼
Wrapped Tab to 85": up to 2¼" Deco Pole	1¾	3	4½	6	7½	9	10½	12	13¾	15¼
Add for Wrapped Tab Wrap	¼	¼	½	½	¾	¾	¾	1	1	1

#### Grommet, Plain Top, Back Tab, Tab Top, and Wrapped Tab Draperies— 118" Seamless Sheers (Not Railroaded)

Length up to (inches) ↓	Width up to (inches) →				
	48	96	144	192	213
108	3¾	7¼	10¾	14¼	18
120	4	8	11¾	15¾	19½
132	4¼	8½	12¾	17	21¼
144	4¾	9¼	13¾	18¾	23
156	5	10	14¾	19¾	24½
168	5¼	10½	15¾	21	26¼
180	5¾	11¼	16¾	22¼	28
192	6	12	17¾	23¾	29½
204	6¼	12½	18¾	25	31¼
216	6¾	13¼	19¾	26¾	33
225	7	13¾	20½	27¼	34¼
Multiplier	1	2	3	4	5
Add for Back Tab	¼	½	¾	1	1¼
Add for Classic and Wrapped Tab	¾	1¼	1¾	2¼	2¾
Add for Wrapped Tab Wrap	¼	½	¾	1	1¼

# C.O.M. Yardage Requirements: Draperies

## Rod Pocket Top and Bottom

### Sheer Fabrics

Chart assumes a 60" fabric width; contact customer service to calculate other widths. Not available in outdoor fabrics

Length up to (inches)	Width up to (inches) →		
	20	40	50
36	1½	3	4¼
48	1¾	3½	5¼
60	2¼	4¼	6¼
72	2½	5	7¼
84	2¾	5½	8¼
96	3¼	6¼	9¼
Multiplier	1	2	3

Above chart does not include repeats.

For fabrics with vertical repeat use the following formula:

$((\text{fabric vertical repeat} \times \text{multiplier}) / 36") + \text{base yardage} = \text{total yardage needed}$

## Tiebacks

### Standard (Non-Sheer) Fabrics

Chart assumes a 54" fabric width; contact customer service to calculate other widths.

### Sheer Fabrics—Straight Tiebacks Only

Chart assumes a 60" fabric width; contact customer service to calculate other widths.

Width up to (inches) →	10	20	30	40	50	60	70
Contour	½	½	¾	¾	¾	1¼	1¼
Straight	½	½	¾	¾	¾	1	1
Straight—Sheer	¾	¾	1¼	1¼	1¼	2	2
Multiplier	1	1	2	2	2	3	3
Trim*	¾	1¼	1¼	2½	3	3½	4
Welting*	1	1	1	1	1	1	1

Above chart does not include repeats.

Fabrics with vertical repeat require extra fabric for both the shade and valance, use the following formula:

$((\text{fabric vertical repeat} \times \text{multiplier}) / 36") = \text{extra yardage required}$

$\text{total yardage} = (\text{base yardage} + \text{extra yardage}) + (\text{valance} + \text{extra yardage})$

\*Trim and welting not available with sheers, laces, casement fabrics, or outdoor fabrics.

Contour tieback not available in sheers, laces, or casement fabrics.

# C.O.M. Yardage Requirements: Fabric Shades

## Classic Flat Roman

### Standard (Non-Sheer) Fabrics

Chart assumes a 54" fabric width; contact customer service to calculate other widths.

Not available with sheers, laces, casement, or outdoor fabrics.

Length up to (inches) ↓	Width up to (inches) →		
	48	90	106 <sup>(1)</sup>
36	2	3¼	5¼
48	2¼	4½	6¾
60	2¾	5½	8
72	3¼	6¼	9¼
84	3½	7	10¼
96	4	7¾	11½
108	4¼	8½	12¾
120	4¾	9¼	13¾
Multiplier	1	2	3
Valance	¾	1½	2¼

## Relaxed Roman

### Standard (Non-Sheer) Fabrics

Charts assume a 54" fabric width; contact customer service to calculate other widths.

Not available with sheers, laces, casement, or outdoor fabrics.

Length up to (inches) ↓	Width up to (inches) →			Edge Banding
	48	90	106 <sup>(1)</sup>	
36	2¼	4¼	6¼	2¼
48	2½	4¾	7¼	2½
60	2¾	5½	8¼	2¾
72	3¼	6¼	9¼	3¼
84	3½	6¾	10¼	3½
96	3¾	7½	11¼	3¾
108	4¼	8¼	12¼	4¼
120	4½	8¾	13¼	4½
Multiplier	1	2	3	1
Valance	¾	1½	2¼	¾

## Seamless Roman

### Standard (Non-Sheer) Fabrics

Charts assume a 54" fabric width; contact customer service to calculate other widths.

Not available with sheers, laces, casement, or outdoor fabrics.

Length up to (inches) ↓	Width up to (inches) →			Edge Banding
	48	90	106 <sup>(1)</sup>	
36	1¾	3¼	4¾	1¾
48	2	3¾	5¼	2
60	2¼	4½	6¾	2¼
72	2¾	5¼	7¼	2¾
84	3	5¾	8¼	3
96	3¼	6½	9¼	3¼
108	3¾	7¼	10¼	3¾
120	4	7¾	11¼	4
Multiplier	1	2	3	1
Valance	¾	1½	2¼	¾

Above charts do not include repeats.

Fabrics with vertical repeat require extra fabric for both the shade and valance, use the following formula:

$((\text{fabric vertical repeat} \times \text{multiplier}) / 36") = \text{extra yardage required}$

$\text{total yardage} = (\text{base yardage} + \text{extra yardage}) + (\text{valance} + \text{extra yardage})$

**(1)** For multiple shades on one headrail, order yardage based on individual shade sizes.

# C.O.M. Yardage Requirements: Fabric Shades

## Looped Roman

### Standard (Non-Sheer) Fabrics

Chart assumes a 54" fabric width; contact customer service to calculate other widths.  
Not available with sheers, laces, casement, or outdoor fabrics.

Length up to (inches) ↓	Width up to (inches) →		
	48	90	106 <sup>(1)</sup>
36	2¼	4½	6¾
48	3	5¾	8½
60	3½	6¾	10¼
72	4	8	11¾
84	4½	9	13½
96	5¼	10¼	15¼
108	5¾	11¼	16¾
120	6¼	12½	18½
Multiplier	1	2	3
Valance	¾	1½	2¼

(1) For multiple shades on one headrail, order yardage based on individual shade sizes.

## Balloon

### Standard (Non-Sheer) Fabrics

Chart assumes a 54" fabric width; contact customer service to calculate other widths.  
Not available with sheers, laces, casement, or outdoor fabrics.

Length up to (inches) ↓	Width up to (inches) →			
	26	48	69	90
36	1¾	3½	5	6¾
48	2¼	4	6	8
60	2½	4¾	7	9¼
72	2¾	5½	8	10¾
84	3¼	6	9	12
96	3½	6¾	10	13¼
108	3¾	7½	11	14¾
120	4¼	8	12	16
Multiplier	1	2	3	4

Above chart does not include repeats.

Fabrics with vertical repeat require extra fabric for both the shade and valance, use the following formula:

$((\text{fabric vertical repeat} \times \text{multiplier}) / 36") = \text{extra yardage required}$

$\text{total yardage} = (\text{base yardage} + \text{extra yardage}) + (\text{valance} + \text{extra yardage})$

# C.O.M. Yardage Requirements: Cornices

## Premium Fabric-Wrapped Cornices

### Straight Cut

Not available with sheers, laces, casement, or outdoor fabrics.

Width up to (inches) →	64	120	174	190
All Styles—6"-10" Length	1½	2¼	3	3¾
All Styles—11"-21" Length	2¼	3¾	4¼	5¼
Self or Contrast Welting—Add	1	1½	2	2¼
HR > 20", Add	¾	¾	¾	¾
Multiplier	2	3	4	5

### Fabric Railroaded—Fabric is Rotated 90°

Not available with sheers, laces, casement, or outdoor fabrics.

When selecting to railroad fabric consider pattern direction, scale, and repeat. Patterns should have no or minimal repeat.

### Single Cut

Width up to (inches) →	36	64	120	174	190
All Fabrics to 21" Length	2¼	3	4½	6	6½
Self or Contrast Welting—Add	1	1	1½	2	2¼
HR Multiplier	N/A	1	1	1	1

### Side by Side Cut

Two cornices cut side by side based on parameters below.

Patterns will not be centered.

Patterns should have no or minimal repeat.

Width up to (inches) →	36	64	120	174	190
All Styles up to 13" Length with Maximum 4" Return or Dust Cover	2¼	3	4½	6	6½
All Styles up to 11" Length with Maximum 8" Return or Dust Cover	2¼	3	4½	6	6½
Self or Contrast Welting—Add	1	1	1½	2	2¼
HR Multiplier	1	1	1	1	1

### Options—Straight Cut and Fabric Railroaded

Width up to (inches) →	36 <sup>(1)</sup>	64	120	174	190
Cording Trim	4½	6	9	12	13

(1) 36" only applies to railroaded cornices.

Above charts do not include repeats.

Fabrics with vertical repeat require extra fabric for both the shade and valance, use the following formula:  
 $((\text{fabric vertical repeat} \times \text{multiplier}) / 36") = \text{extra yardage required}$

For fabrics with horizontal repeat greater than 20" add 1 yard of primary fabric

HR Multiplier

Railroaded fabrics with horizontal repeat require extra fabric using the following formula:  
 $((\text{fabric horizontal repeat} \times \text{multiplier}) / 36") = \text{extra yardage required}$

# C.O.M. Yardage Requirements: Cornices

## Fabric-Wrapped Cornices

### Straight Cut

Not available with sheers, laces, casement, or outdoor fabrics.

Straight, Contour, Traditional

Width up to (inches) →	72	126	144
All Styles	1	1½	2
Self or Contrast Welting—Add	¾	1	1¼
HR > 20", Add	½	½	½
Multiplier	2	3	4

Curved

Width up to (inches) →	72	126	144
Primary Fabric	1	1½	2
Contrast Fabric	½	¾	1
Cording Trim	5	8	9
HR > 20", Add	½	½	½
Multiplier	2	3	4

### Fabric Railroaded—Fabric is Rotated 90°

Not available with sheers, laces, casement, or outdoor fabrics.

When selecting to railroad fabric consider pattern direction, scale, and repeat.

Patterns should have no or minimal repeat.

### Single Cut

Straight, Contour, Traditional

Width up to (inches) →	36	72	126	144
All Fabrics, All Lengths	2	3	4½	5
Contrast Welting—Add	1	1	1½	2
HR Multiplier	1	1	1	1

Curved

Width up to (inches) →	36	72	126	144
Primary Fabric	2	3	4½	5
Contrast Fabric	2	3	4½	5
Cording Trim	3	5	8	9
HR Multiplier	1	1	1	1

### Side by Side Cut

Up to two cornices cut side by side for straight, contour, and traditional styles.

Up to three cornices cut side by side for curved styles.

Patterns will not be centered.

Patterns should have no or minimal repeat.

Straight, Contour, Traditional

Width up to (inches) →	36	72	126	144
All Styles, All Lengths—Includes Welting	2	3	4½	5
Contrast Welting—Bias Cut	1	1	1½	2
HR Multiplier	1	1	1	1

Curved

Width up to (inches) →	36	72	126	144
Primary Fabric	2	3	4½	5
Contrast Fabric	2	3	4½	5
Cording Trim	3	5	8	9
HR Multiplier	1	1	1	1

Above charts do not include repeats.

Fabrics with vertical repeat require extra fabric for both the shade and valance, use the following formula:

$((\text{fabric vertical repeat} \times \text{multiplier}) / 36") = \text{extra yardage required}$

For fabrics with horizontal repeat greater than 20" add 1 yard of primary fabric

HR Multiplier

Railroaded fabrics with horizontal repeat require extra fabric using the following formula:

$((\text{fabric horizontal repeat} \times \text{multiplier}) / 36") = \text{extra yardage required}$

# C.O.M. Yardage Requirements: Swag and Cascades

## Traditional Swag and Cascade

### Standard (Non-Sheer) Fabrics\*

Chart assumes a 54" fabric width; contact customer service to calculate other widths.

Not available with sheers, laces, casement, or outdoor fabrics.

Number of Swags	1	2	3	4	5	6	7	8	9
Width up to (inches) →	42	71	96	120	144	168	192	216	240
Swag Only	2	4	5¼	7¼	9¼	11½	13½	15½	17½
Swags with Self Lined Cascade	6¼	8½	10¼	12	14	15¾	17½	19¼	21¼
Swags with Contrast Lined Cascade, Face Fabric	4¼	6	8	9¾	11½	13¼	15¼	17	18¾
Contrast Lined Cascade, Contrast Fabric	2½	2½	2½	2½	2½	2½	2½	2½	2½
<b>For 63" Cascade Add:</b>									
Swags with Self Lined Cascade	3	3	3	3	3	3	3	3	3
Swags with Contrast Lined Cascade, Face Fabric	1½	1½	1½	1½	1½	1½	1½	1½	1½
Contrast Lined Cascade, Contrast Fabric	1½	1½	1½	1½	1½	1½	1½	1½	1½
<b>For 84" Cascade Add:</b>									
Swags with Self Lined Cascade	5½	5½	5½	5½	5½	5½	5½	5½	5½
Swags with Contrast Lined Cascade, Face Fabric	2¾	2¾	2¾	2¾	2¾	2¾	2¾	2¾	2¾
Contrast Lined Cascade, Contrast Fabric	2¾	2¾	2¾	2¾	2¾	2¾	2¾	2¾	2¾
<b>All Lengths:</b>									
Swag Banding	1¼	3¼	4¾	6½	8	10	11¼	12¾	14¼
Swag Trim	2	4	6	8	10	12	14	16	18
Cascade Trim	6	6	6	6	6	6	6	6	6
Contrast Welting	¼	½	½	¾	1	1	1¼	1½	1½
Multiplier	3	4	5	6	7	8	9	10	11

Above chart does not include repeats.

For fabrics with vertical repeat use the following formula:

$$((\text{fabric vertical repeat} \times \text{multiplier}) / 36") + \text{base yardage} = \text{total yardage needed}$$

For fabrics with horizontal repeat greater than 12" add 1 yard of primary fabric

\*Styles not available in sheers, laces, or casement fabrics.

# C.O.M. Yardage Requirements: Swag and Cascades

## Pole Swag and Cascade

### Standard (Non-Sheer) Fabrics\*

Chart assumes a 54" fabric width; contact customer service to calculate other widths.

Not available with sheers, laces, casement, or outdoor fabrics.

Number of Swags	1	2	3	4	5	6	7	8	9
Width up to (inches) →	42	71	96	120	144	168	192	216	240
Swags with Self Lined Cascade	6¾	8½	10¼	12	14	15¾	17½	19¼	21
Swags with Contrast Lined Cascade, Face Fabric	4½	6	8	9¾	11½	13¾	15	17	19¾
Contrast Lined Cascade, Contrast Fabric	2½	2½	2½	2½	2½	2½	2½	2½	2½
<b>For 63" Cascade Add:</b>									
Swags with Self Lined Cascade	3	3	3	3	3	3	3	3	3
Swags with Contrast Lined Cascade, Face Fabric	1½	1½	1½	1½	1½	1½	1½	1½	1½
Contrast Lined Cascade, Contrast Fabric	1½	1½	1½	1½	1½	1½	1½	1½	1½
<b>For 84" Cascade Add:</b>									
Swags with Self Lined Cascade	6¾	6¾	6¾	6¾	6¾	6¾	6¾	6¾	6¾
Swags with Contrast Lined Cascade, Face Fabric	3½	3½	3½	3½	3½	3½	3½	3½	3½
Contrast Lined Cascade, Contrast Fabric	3½	3½	3½	3½	3½	3½	3½	3½	3½
<b>All Lengths:</b>									
Swag Banding	1½	3	4¼	5¾	7	8½	9¾	11¼	12½
Swag Trim	2	4	6	8	10	12	14	16	18
Cascade Trim	6	6	6	6	6	6	6	6	6
Multiplier	3	4	5	6	7	8	9	10	11

Above chart does not include repeats.

For fabrics with vertical repeat use the following formula:

$((\text{fabric vertical repeat} \times \text{multiplier}) / 36") + \text{base yardage} = \text{total yardage needed}$

For fabrics with horizontal repeat greater than 12" add 1 yard of primary fabric

\*Styles not available in sheers, laces, or casement fabrics.



## C.O.M. Yardage Requirements: Swag and Cascades

### Tailored Arch

#### Standard (Non-Sheer) Fabrics\*

Chart assumes a 54" fabric width; contact customer service to calculate other widths.

Not available with sheers, laces, casement, or outdoor fabrics.

Width up to (inches) →	60	82	104	126	148	170	192	214	240
Self Lined	7¼	9¼	11½	13¼	15¼	17	18¾	20¾	22½
Contrast Lined: Face Fabric	4	5	5¾	6¾	7¾	8½	9½	10½	11¼
Contrast Lined: Lining Fabric	4	5	5¾	6¾	7¾	8½	9½	10½	11¼
Multiplier—Face Fabric	3	4	5	6	7	8	9	10	11

### Rod Pocket Swag and Cascade

#### Standard (Non-Sheer) Fabrics\*

Chart assumes a 54" fabric width; contact customer service to calculate other widths.

Not available with sheers, laces, casement, or outdoor fabrics.

Number of Swags	1	2	3	4	5	6	7	8	9
Width up to (inches) →	54	78	102	126	150	174	198	222	240
Swags with Self Lined Cascade	4¾	7	9¼	11½	13½	15¾	18	20¾	22½
Swags with Contrast Lined Cascade, Face Fabric	3½	5¾	8	10¼	12½	14¾	17	19	21¼
Contrast Lined Cascade, Contrast Fabric	1¼	1¼	1¼	1¼	1¼	1¼	1¼	1¼	1¼
<b>For 63" Cascade Add:</b>									
Swags with Self Lined Cascade	1½	1½	1½	1½	1½	1½	1½	1½	1½
Swags with Contrast Lined Cascade, Face Fabric	1	1	1	1	1	1	1	1	1
Contrast Lined Cascade, Contrast Fabric	1	1	1	1	1	1	1	1	1
<b>All Lengths:</b>									
Swag Trim	1½	3	4¼	5½	6¾	8¼	9½	11	12¼
Cascade Trim	4	4	4	4	4	4	4	4	4
Multiplier	2	3	4	5	6	7	8	9	10

Above charts do not include repeats.

For fabrics with vertical repeat use the following formula:

$$((\text{fabric vertical repeat} \times \text{multiplier}) / 36") + \text{base yardage} = \text{total yardage needed}$$

For fabrics with horizontal repeat greater than 12" add 1 yard of primary fabric

\*Styles not available in sheers, laces, or casement fabrics.

# C.O.M. Yardage Requirements: Swag and Cascades

## Rod Pocket Insert and Cascade

### Standard (Non-Sheer) Fabrics\*

Chart assumes a 54" fabric width; contact customer service to calculate other widths.

Not available with sheers, laces, casement, or outdoor fabrics.

Width up to (inches) →	54	78	102	126	150	174	198	222	240
Insert with Self Lined Cascade	3½	4¼	5¼	6¼	7	8	9	9¾	10¾
Insert with Contrast Lined Cascade, Face Fabric	2¼	3¼	4	5	6	6¾	7¾	8¾	9½
Contrast Lined Cascade, Contrast Fabric	1¼	1¼	1¼	1¼	1¼	1¼	1¼	1¼	1¼
<b>For 63" Cascade Add:</b>									
Insert with Self Lined Cascade	1½	1½	1½	1½	1½	1½	1½	1½	1½
Insert with Contrast Lined Cascade, Face Fabric	1	1	1	1	1	1	1	1	1
Contrast Lined Cascade, Contrast Fabric	1	1	1	1	1	1	1	1	1
<b>All Lengths:</b>									
Insert Trim	1¼	3¼	4¾	6¼	7¾	9¼	11	12½	14
Multiplier	2	3	4	5	6	7	8	9	10

Above charts do not include repeats (see formula at bottom of page for fabrics with repeats).

## Pole Scarf

### Standard (Non-Sheer) Fabrics\*

Chart assumes a 54" fabric width; contact customer service to calculate other widths.

Not available with sheers, laces, casement, or outdoor fabrics.

Width up to (inches) →	126	216	288	360
Self Lined	7	12	16	20
Trim—2 Short Sides	½	½	½	½
Trim—3 Sides	6¾	9½	11½	13½
60" Sheer—Unlined	3½	6	8	10

For fabrics with vertical repeat use the following formula:

$((\text{fabric vertical repeat} \times \text{multiplier}) / 36") + \text{base yardage} = \text{total yardage needed}$

For fabrics with horizontal repeat greater than 12" add 1 yard of primary fabric

\*Styles not available in sheers, laces, or casement fabrics.

# C.O.M. Yardage Requirements: Board-Mounted Valances

## Inverted Box Pleat

### Standard (Non-Sheer) Fabrics\*

Chart assumes a 54" fabric width; contact customer service to calculate other widths.

Not available with sheers, laces, casement, or outdoor fabrics.

Length up to (inches) ↓	Width up to (inches) →					
	44	88	132	176	220	240
12	2 <sup>3</sup> / <sub>4</sub>	4 <sup>1</sup> / <sub>4</sub>	6	7 <sup>3</sup> / <sub>4</sub>	9 <sup>1</sup> / <sub>2</sub>	10 <sup>1</sup> / <sub>4</sub>
15	3	4 <sup>3</sup> / <sub>4</sub>	6 <sup>3</sup> / <sub>4</sub>	8 <sup>1</sup> / <sub>2</sub>	10 <sup>3</sup> / <sub>4</sub>	11 <sup>1</sup> / <sub>4</sub>
18	3 <sup>1</sup> / <sub>4</sub>	5 <sup>1</sup> / <sub>4</sub>	7 <sup>1</sup> / <sub>4</sub>	9 <sup>1</sup> / <sub>4</sub>	11 <sup>1</sup> / <sub>4</sub>	12 <sup>1</sup> / <sub>4</sub>
21	3 <sup>1</sup> / <sub>2</sub>	5 <sup>1</sup> / <sub>2</sub>	7 <sup>3</sup> / <sub>4</sub>	10	12 <sup>1</sup> / <sub>4</sub>	13 <sup>3</sup> / <sub>4</sub>
24	3 <sup>3</sup> / <sub>4</sub>	6	8 <sup>1</sup> / <sub>2</sub>	10 <sup>3</sup> / <sub>4</sub>	13	14 <sup>1</sup> / <sub>4</sub>
27	4	6 <sup>1</sup> / <sub>2</sub>	9	11 <sup>1</sup> / <sub>2</sub>	14	15 <sup>1</sup> / <sub>4</sub>
Multiplier—Face Fabric	3	5	7	9	11	12
<b>Contrast Options</b>						
Contrast Kick Pleat—12", 15", 18" Length	1 <sup>1</sup> / <sub>2</sub>	2 <sup>1</sup> / <sub>4</sub>	3	4 <sup>1</sup> / <sub>4</sub>	5	5
Contrast Kick Pleat—21", 24", 27" Length	2	3	4	5 <sup>3</sup> / <sub>4</sub>	6 <sup>3</sup> / <sub>4</sub>	7 <sup>3</sup> / <sub>4</sub>
Multiplier—Contrast Kick Pleat	2	3	4	6	7	7
Contrast Banding	<sup>3</sup> / <sub>4</sub>	1	1 <sup>1</sup> / <sub>2</sub>	1 <sup>3</sup> / <sub>4</sub>	2 <sup>1</sup> / <sub>4</sub>	2 <sup>1</sup> / <sub>2</sub>
Multiplier—Contrast Banding	3	5	7	9	11	12
Contrast Welting	<sup>1</sup> / <sub>2</sub>	<sup>1</sup> / <sub>2</sub>	<sup>1</sup> / <sub>2</sub>	<sup>3</sup> / <sub>4</sub>	<sup>3</sup> / <sub>4</sub>	<sup>3</sup> / <sub>4</sub>

## Soft Fold

### Standard (Non-Sheer) Fabrics\*

Chart assumes a 54" fabric width; contact customer service to calculate other widths.

Not available with sheers, laces, casement, or outdoor fabrics.

Length up to (inches) ↓	Width up to (inches) →					Stirrups or Ties Self or Contrast Fabric
	38	90	140	200	240	
12	3 <sup>3</sup> / <sub>4</sub>	4 <sup>1</sup> / <sub>4</sub>	5 <sup>1</sup> / <sub>4</sub>	6 <sup>1</sup> / <sub>4</sub>	7 <sup>1</sup> / <sub>4</sub>	<sup>3</sup> / <sub>4</sub>
15	3 <sup>3</sup> / <sub>4</sub>	5	6 <sup>1</sup> / <sub>4</sub>	7 <sup>1</sup> / <sub>2</sub>	8 <sup>3</sup> / <sub>4</sub>	1
18	3 <sup>3</sup> / <sub>4</sub>	5 <sup>1</sup> / <sub>4</sub>	6 <sup>3</sup> / <sub>4</sub>	8 <sup>1</sup> / <sub>4</sub>	9 <sup>3</sup> / <sub>4</sub>	1
21	4 <sup>1</sup> / <sub>4</sub>	6	7 <sup>3</sup> / <sub>4</sub>	9 <sup>1</sup> / <sub>2</sub>	11 <sup>1</sup> / <sub>4</sub>	1
24	4 <sup>3</sup> / <sub>4</sub>	6 <sup>3</sup> / <sub>4</sub>	8 <sup>3</sup> / <sub>4</sub>	10 <sup>3</sup> / <sub>4</sub>	12 <sup>3</sup> / <sub>4</sub>	1 <sup>1</sup> / <sub>4</sub>
27	5 <sup>1</sup> / <sub>4</sub>	7 <sup>1</sup> / <sub>2</sub>	9 <sup>3</sup> / <sub>4</sub>	12	14 <sup>1</sup> / <sub>4</sub>	1 <sup>1</sup> / <sub>4</sub>
Multiplier	2	3	4	5	6	1
Contrast Welting	<sup>1</sup> / <sub>2</sub>	<sup>1</sup> / <sub>2</sub>	<sup>3</sup> / <sub>4</sub>	<sup>3</sup> / <sub>4</sub>	1	N/A

Above chart does not include repeats.

For fabrics with vertical repeat use the following formula:

((fabric vertical repeat x multiplier)/36") + base yardage = total yardage needed

\*Styles not available in sheers, laces, or casement fabrics.

## C.O.M. Yardage Requirements: Board-Mounted Valances

### Formal (Base Styles Do Not Include Decorative Accents)

#### Standard (Non-Sheer) Fabrics\*

Chart assumes a 54" fabric width; contact customer service to calculate other widths.

Not available with sheers, laces, casement, or outdoor fabrics.

Length up to (inches) ↓	Width up to (inches) →									
	47	68	90	112	134	156	178	200	222	240
12	3¼	4¼	4¼	5¼	5¼	7	7	8¼	8½	9¼
15	3½	4¾	4¾	6¼	6¼	7¾	7¾	9	9	10½
18	4	5½	5½	7	7	8¾	8¾	10¼	10¼	12
21	4¼	6¼	6¼	8	8	9¼	9¼	11½	11½	13½
24	4¾	6¾	6¾	8¾	8¾	10¾	10¾	12¾	12¾	14¾
27	5¼	7½	7½	9¼	9¼	12	12	14	14	16¼
Multiplier	2	3	3	4	4	5	5	6	6	7
Contrast Welting	½	½	½	½	½	¾	¾	¾	¾	¾

### Tailored Scallop and Tailored Flat (Base Styles Do Not Include Decorative Accents)

#### Standard (Non-Sheer) Fabrics\*

Chart assumes a 54" fabric width; contact customer service to calculate other widths.

Not available with sheers, laces, casement, or outdoor fabrics.

Length up to (inches) ↓	Width up to (inches) →									
	47	68	90	112	134	156	178	200	222	240
12	1¾	2¾	2¾	3½	3½	4½	4½	5¼	5¼	6¼
15	2	3	3	4	4	4¾	4¾	5¾	5¾	6¾
18	2¼	3¼	3¼	4¼	4¼	5¼	5¼	6¼	6¼	7¼
21	2¼	3½	3½	4½	4½	5¾	5¾	6¾	6¾	8
24	2½	3¾	3¾	5	5	6	6	7¼	7¼	8½
27	2¾	4	4	5¼	5¼	6½	6½	7¾	7¾	9
Multiplier	2	3	3	4	4	5	5	6	6	7
Contrast Welting	½	½	½	½	½	¾	¾	¾	¾	¾
Contrast Banding – Tailored Flat Only	½	¾	¾	1	1	1	1	1¼	1¼	1½

Above chart does not include repeats.

For fabrics with vertical repeat use the following formula:

$$((\text{fabric vertical repeat} \times \text{multiplier}) / 36") + \text{base yardage} = \text{total yardage needed}$$

\*Styles not available in sheers, laces, or casement fabrics.

# C.O.M. Yardage Requirements: Board-Mounted Valances

## Decorative Accents: Self or Contrast Accents

### Standard (Non-Sheer) Fabrics\*

Chart assumes a 54" fabric width; contact customer service to calculate other widths.

Not available with sheers, laces, casement, or outdoor fabrics.

Width up to (inches) →	47	68	90	112	134	156	178	200	222	240
<b>Ascot, Reverse Ascot, Double Reverse Ascot, Reverse Bell, Double Stack, Reverse Double Stack, Necktie, Reverse Necktie</b>										
12", 15", 18" Length	1½	2¼	3	3	3½	4¼	4¼	5	5¾	5¾
21", 24", 27" Length	2	3	4	4	4¾	5¾	5¾	6¾	7¾	7¾
Multiplier	2	3	4	4	5	6	6	7	8	8
<b>Double Necktie</b>										
12", 15", 18" Length	¾	4¼	6¼	6¼	8	9½	9½	11	12½	12½
21", 24", 27" Length	4¼	6¼	8¼	8¼	10½	12½	12½	14½	16½	16½
Multiplier	2	3	4	4	5	6	6	7	8	8
<b>Stirrup</b>										
12", 15", 18" Length	1	1	1	1	1¾	1¾	1¾	1¾	1¾	1¾
21", 24", 27" Length	1¼	1¼	1¼	1¼	2¼	2¼	2¼	2¼	2¼	2¼
Multiplier	1	1	1	1	2	2	2	2	2	2
<b>Tie</b>										
12", 15", 18" Length	1	2	2	2	2¾	2¾	2¾	3¾	3¾	3¾
21", 24", 27" Length	1¼	2½	2½	2½	3½	3½	3½	4¾	4¾	4¾
Multiplier	1	2	2	2	3	3	3	4	4	4
<b>Kick Pleat</b>										
12", 15", 18" Length	¾	¾	1½	1½	1½	1½	2¼	2¼	2¼	2¼
21", 24", 27" Length	1	1	2	2	2	2	3	3	3	3
Multiplier	1	1	2	2	2	2	3	3	3	3

Above charts do not include repeats (see formula at bottom of page for fabrics with repeats).

For fabrics with vertical repeat use the following formula:

$((\text{fabric vertical repeat} \times \text{multiplier}) / 36") + \text{base yardage} = \text{total yardage needed}$

\*Styles not available in sheers, laces, or casement fabrics.

# C.O.M. Yardage Requirements: Board-Mounted Valances

## Decorative Accents: Inside Contrast with Self Accents

### Standard (Non-Sheer) Fabrics\*

Chart assumes a 54" fabric width; contact customer service to calculate other widths.

Not available with sheers, laces, casement, or outdoor fabrics.

Width up to (inches) →	47	68	90	112	134	156	178	200	222	240
<b>Reverse Ascot, Double Reverse Ascot, Reverse Bell, Reverse Necktie</b>										
Primary Fabric— 12", 15", 18" Length	¾	1½	1½	1½	2¼	2¼	2¼	3	3	3
Contrast Fabric— 12", 15", 18" Length	¾	1½	1½	1½	2¼	2¼	2¼	3	3	3
Primary Fabric— 21", 24", 27" Length	1	2	2	2	3	3	3	4	4	4
Contrast Fabric— 21", 24", 27" Length	1	2	2	2	3	3	3	4	4	4
Multiplier—Primary and Contrast Fabrics	1	2	2	2	3	3	3	4	4	4
<b>Double Necktie</b>										
Primary Fabric— 12", 15", 18" Length	1	1¾	1¾	1¾	2½	2½	2½	3¼	3¼	3¼
Contrast Fabric— 12", 15", 18" Length	1	1¾	1¾	1¾	2½	2½	2½	3¼	3¼	3¼
Primary Fabric— 21", 24", 27" Length	1¼	2¼	2¼	2¼	3¼	3¼	3¼	4¼	4¼	4¼
Contrast Fabric— 21", 24", 27" Length	1¼	2¼	2¼	2¼	3¼	3¼	3¼	4¼	4¼	4¼
Multiplier—Primary and Contrast Fabrics	1	2	2	2	3	3	3	4	4	4

Above charts do not include repeats (see formula at bottom of page for fabrics with repeats).

For fabrics with vertical repeat use the following formula:

$((\text{fabric vertical repeat} \times \text{multiplier}) / 36") + \text{base yardage} = \text{total yardage needed}$

\*Styles not available in sheers, laces, or casement fabrics.

## C.O.M. Yardage Requirements: Pillows

### Accent Pillows

#### Standard (Non-Sheer) Fabrics\*

Chart assumes a 54" fabric width; contact customer service to calculate other widths.

Not available with sheers, laces, casement, or outdoor fabrics.

	Square			Rectangle	
	16" x 16"	20" x 20"	22" x 22"	12" x 16"	16" x 20"
Pillow with Plain Edge	¾	¾	¾	¾	¾
Welting (Self or Contrast)	1	1	1	1	1
Trim Yards	2	2½	2¾	1¾	2¼
Multiplier	1	1	1	1	1

Above charts do not include repeats (see formula at bottom of page for fabrics with repeats).

For fabrics with vertical repeat use the following formula:

$((\text{fabric vertical repeat} \times \text{multiplier}) / 36") + \text{base yardage} = \text{total yardage needed}$

\*Styles not available in sheers, laces, or casement fabrics.



Graber is a brand of Springs Window Fashions, the Best Experience Company 

Graber and the Graber logo are registered trademarks of Springs Window Fashions, LLC.

19-0259-04 (07/17) 17-5479|S17-4841