GRABER | DELIGHT IN EVERY DETAIL

Graber Drapery & Roman Shades
US Price Guide

January 2026

ARTISAN DRAPERY, FABRIC SHADES AND TOP TREATMENTS

Product Information Guide

Fabric Features and Considerations

Fabric Considerations 2-3
Key for Fabric Style List 4
Fabric Style List 5-13
Trim Styles 14

Drapery

Features 17-20
Size Considerations 21
Specifications 22-25
Finishing Options 26-27

Fabric Shades

Features 31-33
Options 34-35
Size Considerations 36-37

Top Treatments and Pillows

Top Treatments Features 41-42
Top Treatments Options and Size Considerations 43-48
Pillows Features and Options 49

Measuring Instructions

How to Measure for Drapery 53-55
How to Measure for Shades 56-58
How to Measure for Top Treatments 59-61
Specifications 62-65

Customer's Own Material (C.O.M.)

Fabric Features 69-70
C.O.M. Yardage Requirements: Draperies 71-80
C.O.M. Yardage Requirements: Fabric Shades 81-82
C.O.M. Yardage Requirements: Cornices 83-84
C.O.M. Yardage Requirements: Swag and Cascades 85-88
C.O.M. Yardage Requirements: Board-Mounted Valances 89-92
C.O.M. Yardage Requirements: Pillows 93

WARNING/MISE EN GARDE

STRANGULATION HAZARD — Young children can be strangled by cords. To prevent strangulation, purchase cordless products or products with inaccessible cords. Immediately remove this product if a cord longer than 22 cm or a loop exceeding 44 cm around becomes accessible.

RISQUE D'ÉTRANGLEMENT — Les enfants en bas âge peuvent s'étrangler avec des cordes. Pour éviter l'étranglement, acheter les produits sans corde ou les produits dont les cordes ne sont pas accessibles. Enlevez immédiatement ce produit si une corde mesurant plus de 22 cm devient accessible ou si le contour d'une boucle de plus de 44 cm devient accessible.

75-4027-01

GRABER®

MARCH 2023

10017-111 (03/23) | 22-388850

Fabric Considerations

Color Variation

- Fabric appearance can vary based on lighting and selected liner
- Fabric can fade gradually over time; fading can occur at a faster rate if exposed to direct sunlight
- Color may vary between dye lots; to ensure color consistency, please order draperies, shades, top treatments, and/or cut yardage at the same time
- If using contrast lining, it is recommended that the lining color be lighter than the primary fabric, or that interlining be used, to avoid color bleed through

Appearance

- Stretching and Shrinking can occur; amounts will vary depending on climatic conditions as well as fiber content
- Wrinkling is an inherent characteristic of natural fabrics; please be aware that products may have wrinkling; most wrinkles will fall out after product is hung; see content label on product for ironing and steaming recommendations
- Seamless Roman, relaxed Roman, and balloon style shades have small stitches (used to attach the cord rings), which may be visible on the front of the shade

Weight

- Due to fabric construction and weight variation, restrictions may apply; blackout and dimout liners are restricted on specific fabric and product styles due to weight; see fabric list for details
- Due to the lightweight and occasional open weave construction, all sheers, casements, and laces are only available in drapery, drapery style valances, and tiebacks; 60" wide sheers, casements, and laces are also available in scarves
- When choosing fabrics for banding and color blocking, it is important to keep the construction of the fabrics similar in weight and style to assure fabrics will hang well together
- Heavyweight fabrics and liners may require a modified header or hem construction
- Draperies and decorative panels in rod pocket style are not available with blackout liner

Liner Options

- Sheers, laces, and casement fabrics are available unlined only
- Standard: a cotton/polyester liner that drapes and hangs nicely; the most commonly used liner; standard on draperies, shades, and top treatments, excluding sheer fabrics
- Blackout: a polyester liner blocks light from entering the room through the fabric, making it an ideal choice for day sleepers, nurseries, and entertainment rooms; due to the multiple layers used in the construction of this liner, it will have a stiffer hand and there may be restrictions by product and fabric style; we have developed blackout solutions for our products, but due to stitching there may still be minimal light seepage
- Dimout: a cotton/polyester liner helps to block out excessive heat and cold; due to its thermal qualities, this liner will have a stiffer hand; an excellent choice for those interested in energy efficiency; due to the weight and stiffness there may be restrictions by product and fabric style
- Interlining: a cotton flannel liner that is used between the main fabric and liner to add additional weight and protection; recommended for lightweight fabrics such as silk and silk blends; can be used with standard and water repellent liners

Swatches and Cut Yardage

- 5" x 7" swatches are available to order at no charge; limit 10 per order; dye lots may vary between swatches and production
- ½ yard memo samples are available to order at a surcharge for customers requiring a full repeat; dye lots may vary between memo samples and production
- Fabric by the yard is available for those customers who would like to make additional products not available in the program; minimum order is 1 yard; sold in 1 yard increments; dye lots may vary; not covered under warranty

Assembled in the USA

- All our soft products are hand crafted by artisans in the USA, assuring high quality and timely delivery

Fabric Considerations

Patterns

Prints and patterns may be interrupted at the center split when drapery pairs are ordered.



Fabrics with vertical stripes or prints will not have a consistent and uniform appearance from pleat to pleat or panel to panel on draperies. We recommend a plain top drapery style on a rod with rings to allow flexibility during installation.



Swags are cut on the bias.
As a result, the direction of patterns (stripes, plaids, etc) will appear diagonal.

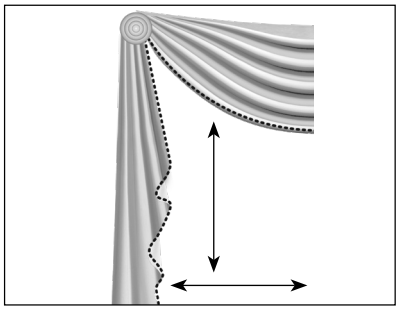

As a result of pole scarf installation, direction of patterns (stripes, plaids, etc) will shift from vertical on the sides to horizontal as it drapes across the window.

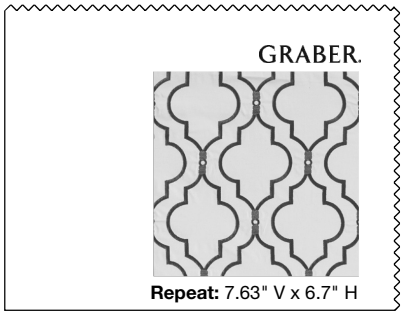

Measurements for vertical and horizontal repeats are approximate.

Seamless



Classic Flat



Looped



Fabrics with prints and patterns will be interrupted at each sewn pleat in classic flat and looped Roman shades. Seamless or relaxed fabric shades are recommended if you do not want a pattern interruption in your fabric shade.

All products will be paneled to cover widths wider than fabric width. Patterns are matched at seams.

Shades will be seamed vertically in three panels (¼, ½, and ¼). Seams may be visible.

Fabric Features

Key for Fabric Style List

Key to Fabric Type	
PAT/PRT	Pattern/Print
SLD	Solid
SHR	Sheer

Key to Ironing	
Lo	Iron: low setting
Med/Lo	Iron: medium/low setting
Med	Iron: medium setting
Med/Hi	Iron: medium/high setting
Hi	Iron: high setting
No	Do not iron

Key to Steaming	
Yes	Light steam OK
No	Do not steam

Key to Pictograms

For each fabric style, we use the following pictograms to indicate the product styles and options available in that fabric. Use this information to identify fabrics that are perfectly suited to the desired application. Please note the identified fabrics that have restrictions to blackout and interlining due to fabric weight or construction. Sheers, casements, and laces are available unlined only.

- Numbers that are not crossed out indicate styles that are available in the corresponding fabric
- An X through a number indicates that the style is not available in that fabric
- Fire retardant symbol indicates that the fabric is fire retardant

Drapery Styles



1. 3 Finger Pinch & 3 Finger Inverted Pleat
2. All other pleated styles
3. Specialty (Grommet, Tabs, Rod Pocket, Plain Top)
4. Rod Pocket Top and Bottom

Fabric Shade Styles

1. Looped Roman
2. Classic Flat Roman
3. Seamless Roman
4. Relaxed Roman
5. Balloon

Cornices



1. Fabric-Wrapped/ Premium Fabric-Wrapped
2. Fabric-Wrapped—Curved

Fire Retardant

Passes NFPA 701

Swags

1. Traditional Swag and Cascades
2. Pole Swag and Cascades
3. Rod Pocket Swag/Insert and Cascades
4. Scarf
5. Tailored Arch

Valances

1. Formal
2. Inverted Box Pleat
3. Soft Fold
4. Tailored Flat
5. Tailored Scallop

Contrast Fabric

1. Contrast Cascade Lining
2. Contrast Fabrics—Top Treatments
3. Contrast Fabrics—Inset Shade Banding

Fabric Features

Fabric Style List

Fabric Name	Price Group	Fabric Type	Fabric Content	Fabric Width (inches)	Fabric Repeat		Iron Setting	Steam	Fabric Exceptions						Passes NFPA 701	Motorized Max Shade Area
					Vertical (inches)	Horizontal (inches)										
Absolute	D	Pattern	87% polyester/ 11% cotton/ 2% linen	56	8.38	9.25	No	Y	①②③ ~~④~~	①~~②~~③ ④⑤	①②	①②③ ④⑤	①②③ ④⑤	~~①~~②~~③~~		3
Affinity	F	Pattern	80% cotton/ 20% linen	57	24.75	27	Med/Hi	N	①②③ ~~④~~	①②③ ④⑤	①②	①②③ ④⑤	①②③ ④⑤	①②~~③~~		4
Ainslie	D	Pattern	58% polyester/ 42% cotton	55	7.5	9.1	Med	N	①②③ ~~④~~	①②③ ④⑤	①②	①②③ ④⑤	①②③ ④⑤	①②~~③~~		4
Alea	A	Pattern	100% cotton	55	26.25	27	No	Y	①②③ ~~④~~	①②③ ④⑤	①②	①②③ ④⑤	①②③ ④⑤	①②~~③~~		3
Arcadia	B	Pattern	52% polyester/ 48% cotton	56		13.75	Med	Y	①②③ ~~④~~	①②③ ④⑤	①②	①②③ ④⑤	①②③ ④⑤	①②~~③~~		3
Artesso(2)	D	Pattern	56% polyester/ 44% cotton	57		2.75	Med	N	①②③ ~~④~~	①②③ ④⑤	①②	①②③ ④⑤	①②③ ④⑤	①②~~③~~		3
Aspirational	E	Performance Outdoor	100% acrylic	55		9	Lo	N	①②③ ~~④~~	①②③ ④⑤	①②	①②③ ④⑤	①②③ ④⑤	①②~~③~~		3
Assurance	E	Pattern	64% polyester/ 25% viscose/ 11% linen	55	25.25	7	Lo	Y	①②③ ~~④~~	①~~②~~③ ④⑤	①②	①②③ ④⑤	①②③ ④⑤	~~①~~②~~③~~		5
Athens	F	Pattern	70% viscose/ 30% linen	55	12.25	13.13	No	Y	①②③ ~~④~~	①②③ ④⑤	①②	①②③ ④⑤	①②③ ④⑤	①②~~③~~		5
Atmosphere(1)(2)	A	Sheer	100% polyester	118			Med/Lo	Y	①②③ ④	~~①~~~~②~~~~③~~ ~~④~~~~⑤~~	~~①~~~~②~~	~~①~~~~②~~~~③~~ ~~④~~~~⑤~~	~~①~~~~②~~~~③~~ ~~④~~~~⑤~~	~~①~~~~②~~~~③~~		N/A
Avid	D	Pattern	100% cotton	56	6.25	6	Lo	N	①②③ ~~④~~	①②③ ④⑤	①②	①②③ ④⑤	①②③ ④⑤	①②~~③~~		4
Avro(2)	E	Pattern	52% polyester/ 48% cotton	56	6.25	6.5	Lo	N	①②③ ~~④~~	~~①~~~~②~~③ ④⑤	①②	①②③ ④⑤	①②③ ④⑤	~~①~~~~②~~~~③~~		6
Beach Chalet	D	Performance Outdoor	100% acrylic	55		6.63	Lo	Y	①②③ ~~④~~	①②③ ④⑤	①②	①②③ ④⑤	①②③ ④⑤	①②~~③~~		3
Bianca	F	Pattern	65% cotton/ 35% polyester	55	9	8.62	Med	Y	①②③ ~~④~~	①②③ ④⑤	①②	①②③ ④⑤	①②③ ④⑤	①②~~③~~		3
Birch(2)	F	Pattern	50% cotton/ 50% polyester	56	6.25	6.5	Med	N	~~①~~②③ ~~④~~	①②③ ④⑤	~~①~~~~②~~	~~①~~~~②~~~~③~~ ~~④~~~~⑤~~	①②③ ④⑤	~~①~~~~②~~~~③~~		5
Bisque	D	Performance Outdoor	100% acrylic	55			Med/Lo	Y	①②③ ~~④~~	①②③ ④⑤	①②	①②③ ④⑤	①②③ ④⑤	①②~~③~~		3

(1) Not available with blackout lining
(2) Not available with interlining

*Pricing for 118" fabrics starts at 96" length.

Fabric Features

Fabric Style List

Fabric Name	Price Group	Fabric Type	Fabric Content	Fabric Width (inches)	Fabric Repeat Vertical (inches)	Fabric Repeat Horizontal (inches)	Iron Setting	Steam	Fabric Exceptions						Passes NFPA 701	Motorized Max Shade Area
Bloomscape	E	Pattern	55% linen/ 45% cotton	57	27	27	Med/Lo	N	①②③ ~~④~~	①~~②~~③ ④⑤	①②	①②③ ④⑤	①②③ ④⑤	①②~~③~~		3
Bountiful	D	Pattern	100% polyester	57	25.25	27	Hi	Y	①②③ ~~④~~	①②③ ④⑤	①②	①②③ ④⑤	①②③ ④⑤	①②~~③~~		4
Brandywine	E	Pattern	100% cotton	54	12.25	12.63	Lo	N	①②③ ~~④~~	①②③ ④⑤	①②	①②③ ④⑤	①②③ ④⑤	①②~~③~~		3
Breadth(1)(2)	B	Sheer	100% polyester	116	10.13	11	Lo	Y	①②③ ④	~~②~~~~③~~ ~~④~~~~⑤~~	~~②~~~~③~~	~~①~~~~②~~~~③~~ ~~④~~~~⑤~~	~~①~~~~②~~~~③~~ ~~④~~~~⑤~~	~~①~~~~②~~~~③~~		N/A
Brooke	D	Pattern	88% rayon/ 12% cotton	54	12.5	10.25	Med	Y	①②③ ~~④~~	①~~②~~③ ④⑤	①②	①②③ ④⑤	①②③ ④⑤	①②~~③~~		3
Burnham	D	Pattern	55% linen/ 45% viscose	55	24	13.5	Med	N	①②③ ~~④~~	①②③ ④⑤	①②	①②③ ④⑤	①②③ ④⑤	①②~~③~~		4
Bursche(2)	C	Solid	100% polyester	54			Med	Y	①②③ ~~④~~	①②③ ④⑤	①②	①②③ ④⑤	①②③ ④⑤	①②~~③~~		5
Callahan	A	Solid	100% cotton	54			Med	N	①②③ ~~④~~	①②③ ④⑤	①②	①②③ ④⑤	①②③ ④⑤	①②③		3
Candor	B	Solid	66% polyester/ 21% cotton/ 13% linen	55			Med/Hi	Y	①②③ ~~④~~	①②③ ④⑤	①②	①②③ ④⑤	①②③ ④⑤	①②~~③~~		2
Carver	E	Pattern	52% polyester/ 48% cotton	56	12.38	6.5	Lo	Y	①②③ ~~④~~	①~~②~~③ ④⑤	①②	①②③ ④⑤	①②③ ④⑤	~~①~~~~②~~~~③~~		5
Casita	E	Pattern	62% cotton/ 38% polyester	55	2.25	3	Med/Hi	Y	①②③ ~~④~~	①~~②~~③ ④⑤	①②	①②③ ④⑤	①②③ ④⑤	①②~~③~~		4
Castillo(1)(2)	F	Pattern	73% cotton/ 27% polyester	56	9.63	10.75	Med	N	①②③ ~~④~~	①~~②~~③ ④⑤	①②	~~①~~~~②~~~~③~~ ~~④~~~~⑤~~	~~①~~~~②~~~~③~~ ~~④~~~~⑤~~	~~①~~~~②~~~~③~~		6
Chalkdust	D	Solid	100% linen	54			Lo	N	①②③ ~~④~~	①②③ ④⑤	①②	①②③ ④⑤	①②③ ④⑤	①②~~③~~		4
Checkerloom	F	Pattern	70% polyester/ 30% cotton	54	26.13	26.63	Lo	N	①②③ ~~④~~	~~①~~~~②~~③ ④⑤	①②	①②③ ④⑤	①②③ ④⑤	①②~~③~~		5
Chopin(1)(2)	A	Sheer	75% polyester/ 25% cotton	55		1.5	Med/Lo	Y	①②③ ④	~~①~~~~②~~~~③~~ ~~④~~~~⑤~~	~~①~~~~②~~	~~①~~~~②~~~~③~~ ④~~⑤~~	~~①~~~~②~~~~③~~ ~~④~~~~⑤~~	~~①~~~~②~~~~③~~		N/A
Chrysanthemum(2)	D	Pattern	100% polyester	57	10	14	Lo	N	~~①~~②③ ~~④~~	~~①~~~~②~~③ ④~~⑤~~	①②	~~①~~~~②~~~~③~~ ~~④~~~~⑤~~	~~①~~~~②~~~~③~~ ~~④~~~~⑤~~	~~①~~~~②~~~~③~~		6

(1) Not available with blackout lining
(2) Not available with interlining

*Pricing for 118" fabrics starts at 96" length.

Fabric Features

Fabric Style List

Fabric Name	Price Group	Fabric Type	Fabric Content	Fabric Width (inches)	Fabric Repeat		Iron Setting	Steam	Fabric Exceptions						Passes NFPA 701	Motorized Max Shade Area
					Vertical (inches)	Horizontal (inches)										
Circumference	E	Pattern	70% polyester/ 30% cotton	54	3	3	Med/Lo	N	①②③ ~~④~~	~~①~~~~②~~③ ④⑤	①②	①②③ ④⑤	①②③ ④⑤	①②~~④~~		5
Cloud Metal	D	Performance Healthy Home	100% polyester	57			Med	Y	①②③ ~~④~~	①②③ ④⑤	①②	①②③ ④⑤	①②③ ④⑤	①②~~④~~		2
Cloverleaf	E	Pattern	70% polyester/ 30% linen	55	4.75	4.75	Hi	Y	①②③ ~~④~~	①~~②~~③ ④⑤	①②	①②③ ④⑤	①②③ ④⑤	①②~~④~~		5
Conceptual	C	Pattern	78% polyester/ 14% cotton/ 8% linen	56	6	6	Med/Lo	N	①②③ ~~④~~	①②③ ④⑤	①②	①②③ ④⑤	①②③ ④⑤	①②~~④~~		4
Confidence	C	Pattern	100% polyester	55	26.25	13.25	Med/Lo	Y	①②③ ~~④~~	①②③ ④⑤	①②	①②③ ④⑤	①②③ ④⑤	①②~~④~~		4
Cooperative	F	Pattern	52% cotton/ 48% viscose	55	12.5	17.75	Med/Lo	N	①②③ ~~④~~	①②③ ④⑤	①②	①②③ ④⑤	①②③ ④⑤	①②~~④~~		5
Corelli[2]	E	Pattern	70% polyester/ 30% cotton	54	18.38	16.63	Med	N	①②③ ~~④~~	①~~②~~③ ④⑤	①②	①②③ ④⑤	①②③ ④⑤	①②~~④~~		6
Countryside	E	Pattern	85% cotton/ 15% viscose	54	15.38	17	Med	N	①②③ ~~④~~	~~①~~~~②~~③ ④⑤	①②	①②③ ④⑤	①②③ ④⑤	①②~~④~~		3
Diversions	C	Pattern	94% polyester/ 6% cotton	58	5.5	3.63	Med	N	①②③ ~~④~~	①~~②~~③ ④⑤	①②	①②③ ④⑤	①②③ ④⑤	①②~~④~~		3
Downpour	D	Solid	79% polyester/ 21% rayon	57			Med	N	①②③ ~~④~~	~~①~~~~②~~③ ④⑤	①②	①②③ ④⑤	①②③ ④⑤	①②~~④~~		4
Dreamscape	D	Pattern	55% linen/ 45% rayon	56	27	27	Lo	N	①②③ ~~④~~	①②③ ④⑤	①②	①②③ ④⑤	①②③ ④⑤	①②~~④~~		4
Driftless[1][2]	B	Sheer Recycled	100% recycled polyester	118			Hi	Y	①②③ ④	~~①~~~~②~~~~③~~ ~~④~~~~⑤~~	~~①~~~~②~~	~~①~~~~②~~~~③~~ ~~④~~~~⑤~~	~~①~~~~②~~~~③~~ ~~④~~~~⑤~~	~~①~~~~②~~~~③~~		N/A
EarthWise[2]	F	Performance Outdoor	100% acrylic	55	27	26.5	Med	Y	①②③ ~~④~~	①②③ ④⑤	①②	①②③ ④⑤	①②③ ④⑤	①②~~④~~		5
Ellipse[2]	D	Pattern	53% viscose rayon/ 33% polyester/ 14% cotton	55	5.75	6.63	Med	N	~~①~~②③ ~~④~~	~~①~~~~②~~③ ④⑤	①②	①②③ ④⑤	①②③ ④⑤	~~①~~~~②~~~~③~~		6
Enchanting	D	Pattern	100% cotton	61	24.25	28	Med/Lo	Y	①②③ ~~④~~	①②③ ④⑤	①②	①②③ ④⑤	①②③ ④⑤	①②~~④~~		2
Enlightened[2]	E	Pattern	70% polyester/ 30% cotton	54	9.5	8.5	Med/Lo	N	~~①~~②③ ~~④~~	~~①~~~~②~~③ ④⑤	①②	①②③ ④⑤	①②③ ④⑤	~~①~~②~~④~~		6

(1) Not available with blackout lining
(2) Not available with interlining

*Pricing for 118" fabrics starts at 96" length.

Fabric Features

Fabric Style List

Fabric Name	Price Group	Fabric Type	Fabric Content	Fabric Width (inches)	Fabric Repeat Vertical (inches)	Fabric Repeat Horizontal (inches)	Iron Setting	Steam	Fabric Exceptions						Passes NFPA 701	Motorized Max Shade Area
EnviroLiving	E	Pattern Recycled	100% polyester	55	0.75	0.75	Med	Y	①②③ ⓧ	①②③ ④⑤	①②	①②③ ④⑤	①②③ ④⑤	ⓧ②ⓧ		5
Environment	F	Pattern	52% polyester/ 48% cotton	55	6.5	6.75	Med/Lo	N	①②③ ⓧ	①②③ ④⑤	①②	①②③ ④⑤	①②③ ④⑤	①②ⓧ		5
Esperance	B	Pattern	67% polyester/ 33% cotton	56	3.13	6.81	Lo	N	①②③ ⓧ	①②③ ④⑤	①②	①②③ ④⑤	①②③ ④⑤	①②ⓧ		3
Florabar	D	Pattern	55% linen/ 45% viscose	56	24.25	24.25	Lo	N	①②③ ⓧ	①②③ ④⑤	①②	①②③ ④⑤	①②③ ④⑤	①②ⓧ		4
Focus	E	Pattern	70% cotton/ 30% polyester	54	3.5	8.88	Lo	N	①②③ ⓧ	ⓧⓧ③ ④ⓧ	①②	①②③ ④⑤	①②③ ④⑤	ⓧ②ⓧ		4
Frond Mist	E	Pattern	61% cotton/ 39% polyester	55	14.75	13.63	Med	N	①②③ ⓧ	①②③ ④⑤	①②	①②③ ④⑤	①②③ ④⑤	①②ⓧ		4
Galilee(1)(2)	A	Sheer	100% polyester	120			Med	Y	①②③ ④	ⓧⓧⓧ ⓧⓧ	ⓧⓧ	ⓧⓧⓧ ⓧⓧ	ⓧⓧⓧ ⓧⓧ	ⓧⓧⓧ		N/A
Garden	F	Pattern	46% viscose/ 28% polyester/ 26% cotton	54	12.5	17.25	Med	N	①②③ ⓧ	①ⓧ③ ④⑤	①②	①②③ ④⑤	①②③ ④⑤	①②ⓧ		5
Genuine(1)(2)	B	Sheer	54% linen/ 32% cotton/ 14% polyester	55		1.88	Med	Y	①②③ ④	ⓧⓧⓧ ⓧⓧ	ⓧⓧ	ⓧⓧⓧ ④ⓧ	ⓧⓧⓧ ⓧⓧ	ⓧⓧⓧ		N/A
Gjusta	D	Pattern	87% polyester/ 11% cotton/ 2% linen	56	8.38	4.63	Lo	N	①②③ ⓧ	①ⓧ③ ④⑤	①②	①②③ ④⑤	①②③ ④⑤	①②ⓧ		4
Gratitude	C	Pattern	67% polyester/ 33% viscose	55	8.5	9	Med/Lo	N	①②③ ⓧ	①②③ ④⑤	①②	①②③ ④⑤	①②③ ④⑤	①②ⓧ		3
Grayson	E	Performance Outdoor	100% acrylic	56			Lo	N	①②③ ⓧ	①②③ ④⑤	①②	①②③ ④⑤	①②③ ④⑤	①②ⓧ		3
Gridblock(2)	E	Pattern	100% polyester	55	3.88	3.5	Med	Y	①②③ ⓧ	ⓧⓧ③ ④⑤	①②	ⓧⓧⓧ ⓧⓧ	①②③ ④⑤	ⓧⓧⓧ		6
Hama	C	Pattern	78% polyester/ 14% cotton/ 8% linen	56	26	18	Med	N	①②③ ⓧ	①②③ ④⑤	①②	①②③ ④⑤	①②③ ④⑤	①②ⓧ		4
Harmonious	B	Solid	67% polyester/ 33% cotton	54			Med/Lo	Y	①②③ ⓧ	①②③ ④⑤	①②	①②③ ④⑤	①②③ ④⑤	①②ⓧ		3
Hearthstone(2)	E	Pattern	100% polyester	55		3.5	Med	Y	①②③ ⓧ	①②③ ④⑤	①②	①②③ ④⑤	①②③ ④⑤	ⓧ②ⓧ		6

(1) Not available with blackout lining
(2) Not available with interlining

*Pricing for 118" fabrics starts at 96" length.

Fabric Features

Fabric Style List

Fabric Name	Price Group	Fabric Type	Fabric Content	Fabric Width (inches)	Fabric Repeat		Iron Setting	Steam	Fabric Exceptions						Passes NFPA 701	Motorized Max Shade Area
					Vertical (inches)	Horizontal (inches)										
Hellene	E	Pattern	55% linen/ 45% cotton	57	14.25	13.5	Med/Lo	Y	①②③ ~~④~~	①②③ ④⑤	①②	①②③ ④⑤	①②③ ④⑤	①②~~④~~		3
Hypnotic	E	Pattern	55% cotton/ 20% polyester/ 15% rayon/ 5% linen	56	7.63	4.5	Med/Lo	N	①②③ ~~④~~	~~①~~~~②~~③ ④⑤	①②	①②③ ④⑤	①②③ ④⑤	①②~~④~~		3
Ibiza	F	Performance Outdoor	100% acrylic	55	5.25		Lo	Y	①②③ ~~④~~	①②③ ④⑤	①②	①②③ ④⑤	①②③ ④⑤	①②~~④~~		4
Iconic	E	Performance Outdoor	100% acrylic	55		2.75	Lo	Y	①②③ ~~④~~	①②③ ④⑤	①②	①②③ ④⑤	①②③ ④⑤	①②~~④~~		3
Imagination	C	Pattern	78% polyester/ 14% cotton/ 8% linen	56	9	9	Med	Y	①②③ ~~④~~	~~①~~~~②~~③ ④⑤	①②	①②③ ④⑤	①②③ ④⑤	①②~~④~~		4
Kazlo	B	Solid	75% polyester/ 25% viscose	54			Med	N	①②③ ~~④~~	①②③ ④⑤	①②	①②③ ④⑤	①②③ ④⑤	①②~~④~~		3
Kelsey	E	Pattern	54% polyester/ 46% cotton	56	6.25	8.88	Lo	Y	①②③ ~~④~~	①②③ ④⑤	①②	①②③ ④⑤	①②③ ④⑤	①②~~④~~		4
Kings Garden	D	Pattern	55% linen/ 45% viscose	56	26.25	27	Lo	N	①②③ ~~④~~	①②③ ④⑤	①②	①②③ ④⑤	①②③ ④⑤	①②~~④~~		4
Kingsbury	F	Pattern	58% polyester/ 18% linen/ 15% viscose/ 9% cotton	55	9.25	17.25	Med	N	①②③ ~~④~~	①②③ ④⑤	①②	①②③ ④⑤	①②③ ④⑤	①②~~④~~		4
Liana	E	Pattern	100% polyester	57	7	7	Lo	N	①②③ ~~④~~	①~~②~~③ ④⑤	①②	①②③ ④⑤	①②③ ④⑤	①②~~④~~		2
Maisonette	C	Pattern	75% polyester/ 25% cotton	55	2	1.75	No	Y	①②③ ~~④~~	①~~②~~③ ④⑤	①②	①②③ ④⑤	~~①~~②③ ④⑤	~~①~~~~②~~~~④~~		4
Manning	D	Performance Outdoor	100% acrylic	55			No	Y	①②③ ~~④~~	①②③ ④⑤	①②	①②③ ④⑤	①②③ ④⑤	①②~~④~~		3
Meadowlark	C	Pattern	100% cotton	55	13.5	27	Med/Hi	Y	①②③ ~~④~~	①~~②~~③ ④⑤	①②	①②③ ④⑤	①②③ ④⑤	①②~~④~~		4
Meditations	F	Pattern	100% polyester	55	1.63	1.75	Hi	Y	①②③ ~~④~~	①~~②~~③ ④⑤	①②	①②③ ④⑤	①②③ ④⑤	①②~~④~~		5
Meredith	B	Solid	60% cotton/ 40% polyester	57			No	N	①②③ ~~④~~	①②③ ④⑤	①②	①②③ ④⑤	①②③ ④⑤	①②~~④~~		2
Mikado	C	Pattern	100% cotton	58	16.25	27.25	No	Y	①②③ ~~④~~	①②③ ④⑤	①②	①②③ ④⑤	①②③ ④⑤	①②~~④~~		4

(1) Not available with blackout lining
(2) Not available with interlining

*Pricing for 118" fabrics starts at 96" length.

Fabric Features

Fabric Style List

Fabric Name	Price Group	Fabric Type	Fabric Content	Fabric Width (inches)	Fabric Repeat		Iron Setting	Steam	Fabric Exceptions						Passes NFPA 701	Motorized Max Shade Area
					Vertical (inches)	Horizontal (inches)										
Monorail	F	Pattern	73% cotton/ 27% polyester	55	12.75	10.75	Lo	N	①②③ ~~④~~	~~①~~~~②~~③ ④⑤	①②	①②③ ④⑤	①②③ ④⑤	①②~~④~~		5
Mysterious	F	Pattern	52% polyester/ 48% cotton	54	9.25	13.25	Lo	N	~~①~~②③ ~~④~~	~~①~~~~②~~③ ④⑤	①②	~~①~~~~②~~~~③~~ ~~④~~~~⑤~~	~~①~~~~②~~~~③~~ ~~④~~~~⑤~~	~~①~~~~②~~~~③~~		4
Mystical	D	Pattern	100% polyester	55	5.75	7	Med/Lo	Y	①②③ ~~④~~	~~①~~~~②~~③ ④⑤	①②	①②③ ④⑤	①②③ ④⑤	①②~~④~~		4
Newleaf	B	Pattern	67% polyester/ 33% cotton	56	12.38	13.63	Lo	Y	①②③ ~~④~~	①②③ ④⑤	①②	①②③ ④⑤	①②③ ④⑤	①②~~④~~		3
Pageantry	D	Pattern	62% polyester/ 38% cotton	56	13.75	9.13	Med/Lo	N	①②③ ~~④~~	①~~②~~③ ④⑤	①②	①②③ ④⑤	①②③ ④⑤	①②~~④~~		3
Painterly	D	Pattern	100% cotton	57	26.75	26.5	Lo	N	①②③ ~~④~~	①②③ ④⑤	①②	①②③ ④⑤	①②③ ④⑤	①②~~④~~		4
Palatial	B	Pattern	67% polyester/ 33% cotton	56	4.75	4.5	Med	Y	①②③ ~~④~~	①~~②~~③ ④⑤	①②	①②③ ④⑤	①②③ ④⑤	①②~~④~~		3
Pascoe(1)(2)	E	Solid	100% polyester	57			No	Y	~~①~~②③ ~~④~~	~~①~~~~②~~③ ④~~⑤~~	~~①~~~~②~~	~~①~~~~②~~~~③~~ ~~④~~~~⑤~~	~~①~~~~②~~~~③~~ ~~④~~~~⑤~~	~~①~~~~②~~~~③~~		6
Pastoral	D	Pattern	55% linen/ 45% rayon	55	25.25	27	Lo	Y	①②③ ~~④~~	①~~②~~③ ④	①②	①②③ ④	①②③ ④	①②~~④~~		4
Piazza	A	Pattern	100% cotton	55		0.38	Lo	N	①②③ ~~④~~	①②③ ④⑤	①②	①②③ ④⑤	①②③ ④⑤	①②~~④~~		2
Posy	F	Pattern	55% linen/ 45% cotton	56	24.88	27.25	Lo	N	①②③ ~~④~~	①~~②~~③ ④⑤	①②	①②③ ④⑤	①②③ ④⑤	①②~~④~~		4
Primavera	C	Solid	100% polyester	55			Med/Lo	Y	①②③ ~~④~~	①②③ ④⑤	①②	①②③ ④⑤	①②③ ④⑤	①②~~④~~		4
Prologue(1)(2)	B	Sheer	100% polyester	118	6.38	39.5	Med	Y	①②③ ④	~~①~~~~②~~~~③~~ ~~④~~~~⑤~~	~~①~~~~②~~	~~①~~~~②~~~~③~~ ~~④~~~~⑤~~	~~①~~~~②~~~~③~~ ~~④~~~~⑤~~	~~①~~~~②~~~~③~~		N/A
Quietude(1)(2)	B	Sheer	50% cotton/ 50% polyester	118		1.25	Med/Lo	N	①②③ ④	~~①~~~~②~~~~③~~ ~~④~~~~⑤~~	~~①~~~~②~~	~~①~~~~②~~~~③~~ ~~④~~~~⑤~~	~~①~~~~②~~~~③~~ ~~④~~~~⑤~~	~~①~~~~②~~~~③~~		N/A
Rainfall	C	Pattern	100% cotton	55	12	13	Hi	N	①②③ ~~④~~	①②③ ④⑤	①②	①②③ ④⑤	①②③ ④⑤	①②~~④~~		3
Raleigh	C	Solid	55% linen/ 45% viscose	55			Lo	Y	①②③ ~~④~~	①②③ ④⑤	①②	①②③ ④⑤	①②③ ④⑤	①②~~④~~		3

(1) Not available with blackout lining
(2) Not available with interlining

*Pricing for 118" fabrics starts at 96" length.

Fabric Features

Fabric Style List

Fabric Name	Price Group	Fabric Type	Fabric Content	Fabric Width (inches)	Fabric Repeat Vertical (inches)	Fabric Repeat Horizontal (inches)	Iron Setting	Steam	Fabric Exceptions						Passes NFPA 701	Motorized Max Shade Area
Reflection	D	Solid	100% polyester	54			Med	Y	①②③ ⓧ	ⓧⓧ③ ④⑤	①②	①②③ ④⑤	①②③ ④⑤	①②ⓧ		4
Refuge(2)	E	Solid	61% cotton/ 39% polyester	54			Med	Y	①②③ ⓧ	①②③ ④⑤	①②	①②③ ④⑤	①②③ ④⑤	ⓧ②ⓧ		4
Richland	E	Solid Recycled	100% polyester	55			Med/Lo	N	①②③ ⓧ	①②③ ④⑤	①②	①②③ ④⑤	①②③ ④⑤	①②ⓧ		4
Rutherford	C	Solid	95% polyester/ 5% linen color 6790: 100% polyester	55			Med	Y	①②③ ⓧ	①②③ ④⑤	①②	①②③ ④⑤	①②③ ④⑤	①②ⓧ		4
Sandoval(1)(2)	D	Solid	100% polyester	57			No	Y	ⓧ②③ ⓧ	ⓧⓧ③ ④ⓧ	ⓧⓧ	ⓧⓧⓧ ⓧⓧ	ⓧⓧⓧ ⓧⓧ	ⓧⓧⓧ		6
Sea Paisley	C	Pattern	100% cotton	57	26.63	26.63	Med/Lo	N	①②③ ⓧ	①②③ ④⑤	①②	①②③ ④⑤	①②③ ④⑤	①②ⓧ		3
Seafront	D	Performance Outdoor	100% acrylic	55			Lo	N	①②③ ⓧ	①②③ ④⑤	①②	①②③ ④⑤	①②③ ④⑤	①②ⓧ		3
Simplicity(1)(2)	A	Sheer	100% polyester	60/118			Med/Lo	Y	①②③ ④	ⓧⓧⓧ ⓧⓧ	ⓧⓧ	ⓧⓧⓧ ④ⓧ	ⓧⓧⓧ ⓧⓧ	ⓧⓧⓧ	•	N/A
Skipping Rocks(2)	F	Pattern	70% viscose/ 30% linen	55	9.5	8.75	Med	Y	①②③ ⓧ	ⓧⓧ③ ④⑤	①②	①②③ ④⑤	①②③ ④⑤	ⓧⓧⓧ		5
Soliloquy	C	Solid	100% polyester	55			Med/Lo	N	①②③ ⓧ	①②③ ④⑤	①②	①②③ ④⑤	①②③ ④⑤	①②ⓧ		5
Spargel	C	Solid	100% polyester	57	2.75	4.75	Med	Y	①②③ ⓧ	①②③ ④⑤	①②	①②③ ④⑤	①②③ ④⑤	①②ⓧ		3
Stanton	B	Solid	100% polyester	54			Lo	Y	①②③ ⓧ	①②③ ④⑤	①②	①②③ ④⑤	①②③ ④⑤	①②ⓧ		2
Steward	D	Pattern	57% cotton/ 35% polyester/ 8% linen	56		7	Lo	Y	ⓧⓧ③ ⓧ	①②③ ④⑤	①②	①②③ ④⑤	①②③ ④⑤	①②ⓧ		5
Sustained(2)	E	Pattern	79% polyester/ 21% cotton	56	1.25	1	Med/Lo	N	①②③ ⓧ	①②③ ④⑤	①②	①②③ ④⑤	①②③ ④⑤	ⓧ②ⓧ		4
Symbiotic	D	Pattern	55% linen/ 45% rayon	56	27	27	Lo	N	①②③ ⓧ	①②③ ④⑤	①②	①②③ ④⑤	①②③ ④⑤	①②ⓧ		4
Textile	D	Pattern	100% polyester	57	13.63	13.75	Hi	Y	①②③ ⓧ	①②③ ④⑤	①②	①②③ ④⑤	①②③ ④⑤	①②ⓧ		4

(1) Not available with blackout lining
(2) Not available with interlining

*Pricing for 118" fabrics starts at 96" length.

Fabric Features

Fabric Style List

Fabric Name	Price Group	Fabric Type	Fabric Content	Fabric Width (inches)	Fabric Repeat Vertical (inches)	Fabric Repeat Horizontal (inches)	Iron Setting	Steam	Fabric Exceptions						Passes NFPA 701	Motorized Max Shade Area
Thistlerock(2)	E	Pattern	75% polyester/ 25% linen	54	9.38	8.5	Med/Hi	N	①②③ ~~④~~	~~①~~~~②~~③ ④⑤	①②	①②③ ④⑤	①②③ ④⑤	①②~~④~~		5
Thrive(2)	F	Pattern	46% viscose/ 28% polyester/ 26% cotton	55	18	13	Hi	N	~~①~~②③ ~~④~~	~~①~~~~②~~③ ④⑤	①②	①②③ ④⑤	~~①~~~~②~~~~③~~ ④~~⑤~~	~~①~~②~~④~~		6
Tuzee(1)(2)	A	Sheer	100% polyester	117			Med	N	①②③ ④	~~①~~~~②~~~~③~~ ~~④~~~~⑤~~	~~①~~~~②~~	~~①~~~~②~~~~③~~ ~~④~~~~⑤~~	~~①~~~~②~~~~③~~ ~~④~~~~⑤~~	~~①~~~~②~~~~③~~		N/A
Tyrell	C	Solid	51% cotton/ 49% polyester	56			Med/Lo	N	①②③ ~~④~~	①②③ ④⑤	①②	①②③ ④⑤	①②③ ④⑤	①②~~④~~		4
Undertones	D	Pattern	100% cotton	57	26.38	26.88	Med	Y	①②③ ~~④~~	①②③ ④⑤	①②	①②③ ④⑤	①②③ ④⑤	①②~~④~~		3
Uplifting	F	Pattern	55% linen/ 45% rayon	56	13.25	27.25	Lo	N	①②③ ~~④~~	①~~②~~③ ④⑤	①②	①②③ ④⑤	①②③ ④⑤	①②~~④~~		4
Valor	D	Pattern	100% cotton	57	13.5	13.38	Med/Lo	N	①②③ ~~④~~	①~~②~~③ ④⑤	①②	①②③ ④⑤	①②③ ④⑤	①②~~④~~		3
Veil(1)(2)	A	Sheer	100% polyester	60/118			Lo	Y	①②③ ④	~~①~~~~②~~~~③~~ ~~④~~~~⑤~~	~~①~~~~②~~	~~①~~~~②~~~~③~~ ④~~⑤~~	~~①~~~~②~~~~③~~ ~~④~~~~⑤~~	~~①~~~~②~~~~③~~	●	N/A
Venetian	D	Pattern	55% linen/ 45% rayon color 5490 89% cotton / 11% rayon	57	25.25	27	Lo	Y	①②③ ~~④~~	①②③ ④⑤	①②	①②③ ④⑤	①②③ ④⑤	①②~~④~~		4
Viewpoint(1)(2)	F	Pattern	35% rayon/ 33% cotton/ 23% polyester/ 9% linen	55	7		Med/Lo	Y	~~①~~②③ ~~④~~	~~①~~~~②~~③ ④⑤	①②	①②③ ④⑤	~~①~~~~②~~~~③~~ ~~④~~~~⑤~~	~~①~~~~②~~~~③~~		6
Wexler(1)(2)	F	Performance Outdoor	100% acrylic	56	12.63	6.75	Lo	Y	①②③ ~~④~~	①②③ ④~~⑤~~	①②	①②③ ④⑤	①②③ ④⑤	①②~~④~~		5
Whimsical	A	Pattern	100% cotton	55	9	9	Med/Lo	N	①②③ ~~④~~	~~①~~~~②~~③ ④⑤	①②	①②③ ④⑤	①②③ ④⑤	①②~~④~~		3
Wonder	E	Pattern	52% cotton/ 26% rayon/ 18% polyester/ 4% linen	56	7.75	4.25	Lo	N	①②③ ~~④~~	~~①~~~~②~~③ ④⑤	①②	①②③ ④⑤	①②③ ④⑤	①②~~④~~		4
Woodblock	D	Pattern	55% linen/ 45% viscose	55	26.5	26.75	Lo	N	①②③ ~~④~~	①②③ ④⑤	①②	①②③ ④⑤	①②③ ④⑤	①②~~④~~		4
Zen(1)(2)	A	Sheer	100% polyester	118			Med	Y	①②③ ④	~~①~~~~②~~~~③~~ ~~④~~~~⑤~~	~~①~~~~②~~	~~①~~~~②~~~~③~~ ~~④~~~~⑤~~	~~①~~~~②~~~~③~~ ~~④~~~~⑤~~	~~①~~~~②~~~~③~~	●	N/A

(1) Not available with blackout lining
(2) Not available with interlining

*Pricing for 118" fabrics starts at 96" length.

Fabric Features

Fabric Style List

Fabric Name	Price Group	Fabric Type	Fabric Content	Fabric Width (inches)	Fabric Repeat		Iron Setting	Steam	Fabric Exceptions						Passes NFPA 701	Motorized Max Shade Area
					Vertical (inches)	Horizontal (inches)										
Liners																
Blackout	A	LINER	100% polyester	54	0	0	N/A	N/A	①②⊗⊗	⊗⊗⊗⊗⊗	⊗⊗	⊗⊗⊗⊗⊗	⊗⊗⊗⊗⊗	⊗⊗⊗		N/A
Interlining		LINER	100% cotton	56	0	0	N/A	N/A	⊗⊗⊗⊗	⊗⊗⊗⊗⊗	⊗⊗	⊗⊗⊗⊗⊗	⊗⊗⊗⊗⊗	⊗⊗⊗		N/A
Standard	A	LINER	60% polyester/ 40% cotton	54	0	0	N/A	N/A	①②⊗⊗	⊗⊗⊗⊗⊗	⊗⊗	⊗⊗⊗⊗⊗	⊗⊗⊗⊗⊗	⊗⊗⊗		N/A
Dimout	A	LINER	50% cotton/ 50% polyester	54½	0	0	N/A	N/A	①②⊗⊗	⊗⊗⊗⊗⊗	⊗⊗	⊗⊗⊗⊗⊗	⊗⊗⊗⊗⊗	⊗⊗⊗		N/A

Fabric Features

Fabric Style List

Fabric Name	Fabric Type	Fabric Content	Fabric Width (inches)	Fabric Repeat		Iron Setting	Steam	Fabric Exceptions						Passes NFPA 701
				Vertical (inches)	Horizontal (inches)									
Trim														
Brush Fringe	TRIM	100% polyester	1½	N/A	N/A	No	N	①②③ ⓧ	①②③ ④⑤	ⓧⓧ	①②③ ④⑤	ⓧⓧⓧ ⓧⓧ	N/A	
Ball Fringe	TRIM	100% polyester	1⅜	N/A	N/A	No	N	①②③ ⓧ	①②③ ④⑤	ⓧⓧ	①②③ ④⑤	ⓧⓧⓧ ⓧⓧ	N/A	
Gimp	TRIM	51% cotton/ 43% acetate/ 6% polyester	7/16	N/A	N/A	No	N	①②③ ⓧ	①②③ ④⑤	ⓧⓧ	ⓧⓧⓧ ⓧⓧ	ⓧⓧⓧ ⓧⓧ	N/A	
Teardrop Crystal Bead Trim	TRIM	80% acrylic/ 20% polyester	1	N/A	N/A	No	N	ⓧⓧⓧ ⓧ	①②③ ④⑤	ⓧⓧ	ⓧⓧⓧ ⓧⓧ	ⓧⓧⓧ ⓧⓧ	N/A	
Cord	TRIM	Varies by style	¼, ⅜	N/A	N/A	No	N	ⓧⓧⓧ ⓧ	ⓧⓧⓧ ⓧⓧ	①②	ⓧⓧⓧ ⓧⓧ	ⓧⓧⓧ ⓧⓧ	N/A	
Deco Tape	TRIM	Varies by style	2	N/A	N/A	No	N	ⓧⓧⓧ ⓧ	①②③ ④⑤	ⓧⓧ	ⓧⓧⓧ ⓧⓧ	ⓧⓧⓧ ⓧⓧ	N/A	•

Drapery

Features

Features and Benefits of Our Drapery . . . 17
Drapery Styles . . . 18
Drapery Styles Hardware Summary . . . 19
Drapery Draws . . . 20
Support Brackets . . . 20
Decorative Panels . . . 20
Sheers . . . 20

Size Considerations

Drapery Styles Minimums and Maximums . . . 21

Specifications

Pleated . . . 22
Roll Pleat . . . 22
Rod Pocket Top . . . 23
Rod Pocket Top and Bottom . . . 23
Plain Top . . . 23
Grommet Top . . . 24
Tab Styles . . . 25
Decorative Panels . . . 25

Finishing Options

Color Blocking . . . 26
Edge Banding . . . 26
Trim . . . 26
Tiebacks . . . 27
Tieback Options . . . 27

Features

Features and Benefits of Our Drapery

Drapery Fullness



Fullness is based on the style and width of your custom drapery. This results in evenly spaced fullness, providing depth and a luxurious look.

Hidden Seams

For pleated style draperies seams fall to the back of the pleat or fold, making them less noticeable. Seam placement cannot be controlled in specialty styles.

Patterns Matched at Seams



All our seamed drapes have patterns matched to assure the pattern is continuous across the drape, creating visual continuity.

Pre-Pinned Draperies



Pleated draperies are pre-pinned based on rod specifications for easy installation.

Decorative Panels

Available in one-width and two-width options in pinch pleat, rod pocket, grommet, and back tab styles.

Rod Pocket and Tab Tops

Rod pocket and tab sizes are determined based on the diameter of the rod specified at the time of order.

Spring Back

Pleated drapes on a pole with rings may “spring back” slightly from their closed position. Manufacturing will add 10% to the width of drapery to allow for privacy and prevent light gap.

Double Turned Hem



Double turned hem provides weight and stability. Weights are added to each corner of the drapery.

Lining



Liners are added to the back of all drapes (except sheer fabrics) to help protect the fabric from outside elements and increase energy efficiency.

Mitered Corners



Mitered corners come standard on all drapery styles.

Modified Straight Hem



Due to construction and/or weight of certain fabrics, a modified hem may be required. These hems will not have mitered corners.

Interlining



Placed between the main fabric and liner, interlining adds weight while creating a more opaque look. Recommended for lightweight fabrics.

Features

Drapery Styles

Pleated	Rod Pocket	Specialty
Box Pleat	Rod Pocket Top (D, V)	 Back Tab (D)
 Cartridge Pleat (V)	Rod Pocket Top and Bottom	Classic Tab (V)
 Inverted Pleat (V)		Grommet Top (D, V)
 Two Finger Inverted Pleat (V)		Plain Top
Pinch Pleat (D, V)	**Roll Pleat** 	 Wrapped Tab (V)
 Two Finger Pinch Pleat (D, V)		
Reverse Pleat (V)		

D-Available in Decorative Panels
V-Available in Valances
NOTE: Drapery hardware is not included with draperies.

Features

Drapery Styles Hardware Summary

	Drapery Styles					
	 Grommet Top	Plain Top	Pleated	Rod Pocket	Roll Pleat	Tab Tops
Rod Type						
 **Board-Mounted**[2]			•			
Curtain Rod			•	•		
Decorative Pole	•			• Top only		•
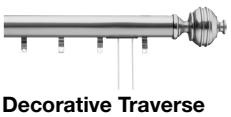 **Decorative Traverse**			•			
Traverse Rod			•			
Decorative Pole with Rings		•	•	• Slouch application		
Sash or Tension				• Top and bottom only		
Roll Pleat Rod[1]					•	
 **Motorized**[3]			•		•	

(1) See Graber® Artisan drapery hardware catalog for roll pleat rod specifications and pricing.
(2) Board-Mount not available with decorative panels.
(3) See Graber Glydea™ drapery motorized track product information guide for specifications and pricing.

Features

Drapery Draws

Pair—Center or Split Draw

Panel—One Way Draw Right

Panel—One Way Draw Left

Stationary Panels—Custom-Sized Panels that are Non-Functional

Support Brackets

Support Brackets

- Support brackets required on wider rods prevent the following draperies from fully traversing:
  - Grommet top
  - All tab styles
  - Rod pocket
  - Styles mounted on a pole with rings

Decorative Panels

Decorative Panels

- Preset widths—available in only one or two fabric widths and made-to-order lengths
- Wide width fabrics are not available as deco panels

Sheers

- Wide width sheers are railroaded in draperies up to 96" tall. This allows your sheer to be free of seams.

Outdoor

- Outdoor draperies are available in the following drapery styles only: rod pocket, grommet top, tab top, plain top, back tab
- Grommets for outdoor draperies available in round style with stainless steel finish only
- Outdoor draperies are only available unlined
- Not available with trim, banding, or color blocking options

Size Considerations

Drapery Styles Minimums and Maximums

	Drapery Styles							
	Pleated	**Roll Pleat**	**Rod Pocket**	**Rod Pocket: Top and Bottom**	**Plain Top**	**Tab Tops**	**Grommet Top**	**Deco Panels**
Fullness								
Approximate Fullness: Drapery Fabrics	2.5:1	100% 120%	2.5:1		2:1	2:1	2:1	Based on drapery fabric width
Approximate Fullness: Sheers	3:1	100% 120%	3:1	3:1	2.5:1	2.5:1	2.5:1	Based on drapery fabric width
Draperies								
Minimum Width per Panel (inches)	15	13	15	5	19	19	19	1 fabric width approximately 20"
Minimum Width per Pair (inches)	30	26	30		38	38	38	
Maximum Width per Panel or Pair (inches)	213	190	213	50	213	213	213	2 fabric widths approximately 40"
Minimum Length (inches)	18	18	18	18	18	18	18	18
Maximum Length (inches)	225	225	225	98	225	225	224	224
Valances								
Minimum Width (inches)	15		15			19	19	
Maximum Width (inches)	213		213			213	213	
Minimum Length (inches)	12		12			12	12	
Maximum Length (inches)	17¾		17¾			17¾	17¾	
Returns								
Drapery: 0", 2", 3", 4", 5", 6", 7", 8"	•		•					Return and leading edge both 4"
Roll Pleat Drapery: Approx. 3½"		•						
Valances: 0", 2", 3", 4", 5", 6", 7", 8"	•		•					
Headings								
4" Double Turned Headers with Buckram (some exceptions will apply based on fabric weight or construction)	•				•	Back tab	•	• (excluding rod pocket)

Specifications

Pleated

Box Pleat[1]

Cartridge Pleat

Inverted Pleat[2]

Pinch Pleat

Reverse Pleat

(1) Recommended for stationary application only.
(2) Not recommended for sheers.

Pin Hook Placement
All pleated styles come pre-pinned based on the chosen rod selection.



Pin Hook

Rod Type	Top of Pin from Top Edge of Drapery (inches)
Decorative Traverse Rod with Glides	¼
Curtain Rod	½
Decorative Traverse Rod with Rings	½
Pole with Rings	½
Motorized Rod	½
Board Mounted Drape—Ceiling Mount	1
Board Mounted Drape—Wall Mount	1¼
Ceiling Mounted Traverse Rod	1¼
Standard Traverse Rod	1½
Alternative Traverse Rod	1¾



Board-Mounted
Pleated draperies up to 95" wide can be ordered with a board-mounted option.

Decorative panels are not available with board-mount option.

Estimated Pleat Count Chart		
Drapery Width (inches)	**Pair**	**Panel**
20	—	5
24	—	6
40	10	10
60	16	15
80	20	20
100	26	25
120	30	30
140	36	35
160	40	38
Add for leading edge and returns	4	2



Leading Edge
Approximately 4"

NOTES: This chart is a general guideline. There may be slight variations based on fabric width and seam placement.
When using a pole with rings, multiply your width by 1.1 to determine drapery width for pleat count chart above.

Roll Pleat

Roll Pleat

Overlap Panels

Butt Panels

NOTE: See drapery hardware product information guide for control options.

Specifications

Rod Pocket Top

Rod Pocket Top

- Heading sizes available: 0", 1", 2", 3", and 4"
- Rod pocket size is determined by rod selection
- Decorative pole with rings used when creating a slouch style
- Due to construction, rod pocket draperies not available with blackout liner

Rod Type and Diameter	**Pocket Size** (inches)
1" Curtain Rod	2
1" Decorative Pole	2
1⅜" Decorative Pole	2½
2" Decorative Pole	4
2¼" Decorative Pole	4
3" Decorative Pole	5½
Decorative Pole with Rings	4
Sash or Tension Rod	1½

Rod Pocket Top and Bottom

Rod Pocket
Top and Bottom

- Available unlined in sheers, laces, and casements only
- Heading sizes available: 0", 1", and 2"
- Rod pocket size: 1½"

Plain Top

Plain Top

- Installed using a decorative pole with rings

Suggested Number of Clip Rings[3]		
Drapery Width (inches)	**Pair**	**Panel**
20	—	7
24	14	12
40	20	17
60	24	22
80	30	27
100	34	32

(3) This chart can also be used to create a slouched drapery using a rod pocket drapery with no heading.

Specifications

Grommet Top

		Decorative Pole		
	Decorative Pole Choice	**1" Decorative Pole**	**1⅜" Decorative Pole**	**2" and 2¼" Decorative Pole**
	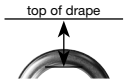 **Distance to Top of Drape**	**Approximately 1¼"**	**Approximately 1"**	**Approximately ¾"**
Grommet Style	**Round**	•	•	•
	Square	•	•	
	Diamond	•		
Grommet Colors and Numbers	**Black—39**	•	•	•
	Brushed Nickel—45	•	•	•
	Vintage Gold—15	•	•	•
	Aged Pewter—16	•	•	
	Bronze—2	•	•	
	Golden Bronze—19	•	•	•
	Satin Brass—18	•	•	•
	Stainless—07 only available for outdoor draperies	•		

- Finished drapery length includes additional fabric above the grommet top opening (see chart at the left); adjustment is added to the ordered length by manufacturing
- Support brackets on wider poles prevent this drapery style from fully traversing
- Grommet top not available on 3" decorative poles

Specifications

Tab Styles

Back Tab

Front

Back

Classic Tab

Wrapped Tab

Self Wrap

Contrast Wrap

	Tab Length		
Rod Type and Diameter	**Back Tab** (inches)	**Classic Tab** (inches)	**Wrapped Tab** (inches)
1" Decorative Pole	4	3½	5
1⅜" Decorative Pole	4	3½	5
2" Decorative Pole	4	4½	6
2¼" Decorative Pole	4½	4½	6
3" Decorative Pole	6	5½	7

NOTES: Tab length will be determined based on rod selected.
Tab length is included in finished length with classic and wrapped tabs.

Decorative Panels

	Pinch Pleated	**Rod Pocket**	**Grommet**	**Back Tab**
Standard				
Features	Standard pin set: ½"; Leading edge both sides: 4"	Rod pocket size: 4"; Heading: none Accommodates rod diameter up to: 2"	Grommet accommodates rod diameters up to: 1"; Grommet style: round (choice of color);	Back tab accommodates rod diameters up to: 2" Tab length: 4"
Options				
Liners: Dimout	•	•	•	•
Liners: Blackout	•		•	•

- Available in one-width or two-width wide panels
- See fabric style list for fabric width
- No additional calculations made to length; ordered length equals finished length
- Standard liner comes on all; alternative liners are available for a surcharge except sheers, casement, and laces
- Liner-only decorative panels: available in pinch pleat and rod pocket styles only

Finishing Options for Draperies and Decorative Panels

Color Blocking[1]

⅓ Bottom

⅓ Top

⅕ Bottom

⅕ Top

- Secondary color is the ⅓ or ⅕ portion of the drapery
- Not available in conjunction with banding or trim
- When selecting secondary fabric please note that fabrics of similar weight, thickness and construction provide the best appearance

Edge Banding[1]

Inside Edge

Inside and Outside Edges

Outside Edge

- 3" accent edge banding
- Banding can be attached on the inside edge, outside edge, or inside and outside edges
- Not available in conjunction with color blocking or trim
- When selecting secondary fabric please note that fabrics of similar weight, thickness and construction provide the best appearance

Trim[1]

Inside Edge

Bottom Hem

Inside Edge and Bottom Hem

Inset Gimp

- Trim can be attached on the inside edge, bottom hem, or inside edge and bottom hem
- Not available in conjunction with banding or color blocking
- Gimp only can be attached inset 2" from inside edge

(1) Not available on sheers, laces, or casement fabrics

Finishing Options

Tiebacks


Straight


Contour

Tieback Options

Self-Welting

Contrast Welting

Cord

Brush Fringe


Globe Fringe

Beaded Trim

Ring Fastener

	Folded Length Sizes								Depth Sizes
	5"	10"	20"	30"	40"	50"	60"	70"	4"
Straight Tieback	•	•	•	•	•	•	•	•	•
Contour Tieback		•	•	•	•	•	•	•	•

NOTES: Sold as single units.
Sheers and casement fabrics available straight style only; not available with self or contrast welting.
Laces not available.

Fabric Shades

Features

Features and Benefits of Our Shades 31-32
Safety Features of Our Shades 32
Motorized Lift 33

Options

Fabric Shade Styles 34-35

Size Considerations

Cord Lift Shades 36
Continuous-Loop Lift Shades 36
Cordless Lift Shades: Looped Roman, Classic Flat Roman, Seamless Roman, Relaxed Roman 37
Depth Requirements for Inside Mount 37

Features

Features and Benefits of Our Shades

Blackout Feature



Classic flat, seamless, and relaxed shades with blackout liner are constructed to minimize pinholes and light seepage.

Front Control Option



Shade comes off the back of the headrail with controls placed in the front. Color coordinated cords and tassels on standard control.

Hidden Support Rods

Create even folds without the hassle of training the pleats. All shades except balloon have hidden support rods included in the price.

Snap-In Install Brackets

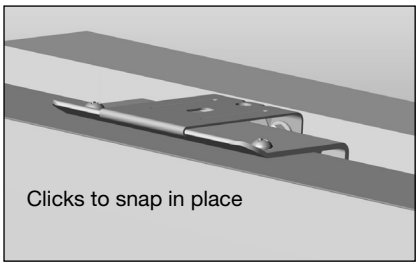

No struggling with wing nuts. Our snap-in brackets make installation quick and easy.

Seamless Lining



To prevent shadows from the lining seams, our lining is seamless on all shades except balloon style.

Multi-Shade Option

Multiple shades on one headrail available in two-on-one with cord lift or continuous loop lift, and three-on-one with continuous loop lift or cordless lift controls only.

Bottom Up/Top Down Controls

Raise or lower your shade from the bottom or the top for privacy and light control. Cord lift with color coordinated cords and tassels. Not available in multi-shade.

Fabric-Wrapped Wood Headrail



All our headrails are wrapped with self fabric for a beautifully finished look.

Patterns Matched at Seams



All our seamed shades have patterns matched to assure the pattern is continuous across the shade.

Adjustable Returns

Returns are standard on outside mount shades and valances, and are designed for flexibility on the job site.

Fabric Valance

Attached valance is free with front control and bottom up/top down. Valance is available with a surcharge on back controls. (Minimum valance length on front controls is 8"). Please note we cannot guarantee alignment with shade.

Back Valance

Back valance coordinates with liner; standard on back control with cordless lift, continuous-loop lift, or motorized lift option. Available for a surcharge on cord lift.

Features

Features and Benefits of Our Shades

Edge and Inset Accent



2" edge or inset banding, or decorative tape option on seamless and relaxed styles. Standard on valance when ordered on shade. Not available on multi-shade valances.

Valance Trim



Decorative trim options, available on the bottom of the valance, highlight the custom look of your shade.

Safety Features of Our Shades

Single Pull Cordless Lift Option



Hidden ring for operation of patented cordless lift system available on all shade styles except balloon.

Motorized Lift Option

Operate your shades from virtually anywhere in your home. Provides ease of operation for hard to reach or large windows.

Continuous-Loop Lift Option

Single continuous-loop metal bead chain allows you to raise and lower your shade smoothly and easily. Great for larger shades.

Safety Cord Shroud with Metal Rings

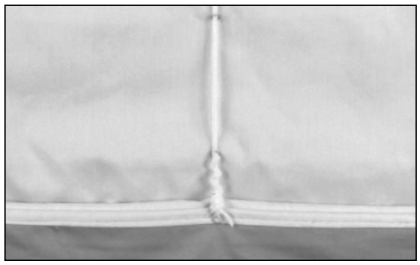

Prevents cord from being easily pulled away from the shade and forming a loop.

Cord Management Options

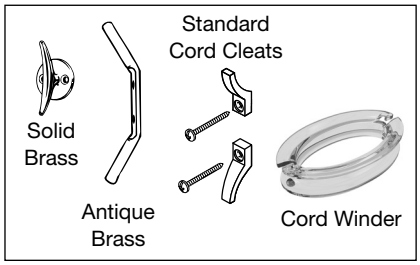

Standard clear cord cleat comes with every shade. Cord winder and decorative cord cleats are available for a surcharge.

Features

Motorized Lift

- Refer to motorization product information guide for additional options, sizing, and pricing
- Window treatments can be operated from virtually anywhere in the home
- Provides easy operation of hard-to-reach or large window coverings
- Efficiently manages energy (heat gain and loss)
- Operate multiple window treatments simultaneously or individually
- A safer alternative to accessible cords that are traditionally used to operate window coverings; ideal for homes with children and pets
- Easily integrated with home automation systems
- Low voltage motorization requires no costly electrical hard-wiring
- Multiple control options available

NOTE: Motorization components and accessories have a five-year limited warranty, excluding batteries.

Options

Fabric Shade Styles

Option surcharges may apply. See price charts for details.	Control Choices (back control is standard on all control options)					Lining Choices			Shade Options			
	Cordless Lift	Motorized Lift	Continuous-Loop Lift	Cord Lift	Non-Operational	Standard: Included on All Shades	Dimout	Blackout	Bottom Up/ Top Down	Front Control	Upturned Headrail	Front Valance: 6", 8", 10"
Looped Roman Shade	•	•	•	•	•	•	•	•	•	•	•	•
Classic Flat Roman Shade	•	•	•	•	•	•	•	•	•	•	•	•
Seamless Roman Shade	•	•	•	•	•	•	•	•	•	•	•	•
Relaxed Roman Shade	•	•	•	•	•	•	•	•		•	•	•
Balloon Shade			•	•	•	•	•					
Cordless Lift	•					•	•	•		•		•
Motorized Lift		•				•	•			•		•
Continuous-Loop Lift			•			•	•	•		•		•
Cord Lift				•		•	•	•	•	•	•	•
Non-Operational					•	•	•	•		•	•	•
Bottom Up/ Top Down				•		•	•	•	•			•
Front Control	•	•	•	•	•	•	•	•		•	•	8" min.

Options

Fabric Shade Styles

Option surcharges may apply. See price charts for details.	Shade Options					Finishing Options					Information	
	Back Valance	Corner Window	Bay Window	Multiple Shades Two-On-One Headrail	Multiple Shades Three-On-One Headrail	Inset Banding	Edge Banding	Decorative Tape	Decorative Cord Cleats	Valance Trim	Coordinating Cords and Tassels	Pattern Interruption
Looped Roman Shade	•	•	•	•	•				•	•	•	•
Classic Flat Roman Shade	•	•	•	•	•				•	•	•	•
Seamless Roman Shade	•	•	•	•	•	•	•	•	•	•	•	
Relaxed Roman Shade	•	•	•	•	•	•	•	•	•	•	•	
Balloon Shade	•								•			
Cordless Lift	•	•	•			•	•	•		•		•
Motorized Lift	•	•	•			•	•	•		•		•
Continuous-Loop Lift	•	•	•	•	•	•	•	•		•		•
Cord Lift	•	•	•	•		•	•	•	•	•		•
Non-Operational	•	•	•	•	•	•	•	•		•		•
Bottom Up/ Top Down						•	•	•	•	•	•	•
Front Control				•	•	•	•	•	• Cord lift	•	• Cord lift	•

Size Considerations

Cord Lift Shades

Shade Style	Cord Lift Shade				Multiple Shades on One Headrail*					Bottom Up/Top Down Shade**			
	Width		Length		Width			Length		Width		Length	
	Min (inches)	Max (inches)	Min (inches)	Max (inches)	Min Panel (inches)	Max Panel (inches)	Max Shade (inches)	Min Shade (inches)	Max Shade (inches)	Min (inches)	Max (inches)	Min (inches)	Max (inches)
Looped Roman	12	106	18	103	12	106	144	18	103	16	74	18	103
Classic Flat Roman	12	106	18	120	12	106	144	18	120	16	74	18	120
Seamless Roman	12	106	18	120	12	106	144	18	120	16	74	18	120
Relaxed Roman	12	106	18	120	12	106	144	18	120	Not available			
Balloon	24	90	18	103	Not available								

NOTES: For all inside mount applications, ⅜" deduction is taken by the manufacturer on ordered width.
Cord length on shades is approximately ⅓ the length of the shade.
*Cord lift multi-shade available in two-on-one only.
**Cord lift bottom up/top down not available in multi-shade.

Continuous-Loop Lift Shades

Shade Style	Continuous-Loop Lift Shade				Multiple Shades on One Headrail				
	Width		Length		Width			Length	
	Min (inches)	Max (inches)	Min (inches)	Max (inches)	Min Panel (inches)	Max Panel (inches)	Max Shade (inches)	Min Shade (inches)	Max Shade (inches)
Looped Roman	24	106	18	100	24	106	144	18	100
Classic Flat Roman	24	106	18	100	24	106	144	18	100
Seamless Roman	24	106	18	100	24	106	144	18	100
Relaxed Roman	24	106	18	100	24	106	144	18	100
Balloon	28	90	18	100	Not available				

NOTES: For all inside mount applications, ⅜" deduction is taken by the manufacturer on ordered width.
Beaded chain length is approximately ¾ the length of the shade. Specific lengths may be requested.
Chain tensioner must be installed for the shade to operate correctly.
Three-on-one multi-shade requires common left or common right controls. Center shade will not have individual control.

Size Considerations

Cordless Lift Shades: Looped Roman, Classic Flat Roman, Seamless Roman, Relaxed Roman

Minimum and Maximum Cordless Shades: Standard, Dimout

NOTE: Minimum width 18", minimum length 18". Shaded area indicates headrail size, see below for details.

NOTE: Multi-shade combined width cannot exceed 144" and single-shade minimums and maximums apply within the configuration.

Length up to (inches) ↓ / Width up to (inches) →	18	24	30	36	42	48	54	60	66	72	78	84	90	96
24														
30														
36														
42														
48														
54														
60														
66														
72														
78														
84														
90	N/A	N/A												
96	N/A	N/A												
102	N/A	N/A	N/A											
108	N/A	N/A	N/A											

Minimum and Maximum Cordless Lift Shades: Blackout

NOTE: Minimum width 18", minimum length 18". Shaded area indicates headrail size, see below for details.

Length up to (inches) ↓ / Width up to (inches) →	18	24	30	36	42	48	54	60	66	72	78	84	90	96
24														
30														
36														
42														
48														
54														
60														
66														
72														
78														
84														
90	N/A	N/A	N/A											N/A
96	N/A	N/A	N/A										N/A	N/A
102	N/A	N/A	N/A									N/A	N/A	N/A
108	N/A	N/A	N/A								N/A	N/A	N/A	N/A

NOTE: For all inside mount applications, 3/8" deduction is taken in manufacturing on the ordered width to allow for fabric thickness.

NOTE: Shades of different sizes in the same room may have different headrail depths. Contact customer service if these need to be the same depth.

Depth Requirements for Inside Mount

	Headrail Dimensions (inches)	Partially recessed headrail in window casing/ molding **Minimum Depth Mount** (inches)	Fully recessed headrail in window casing/ molding **Flush with Casing** (inches)
Cord Lift	1½ D x ⅝ L	¾	2⅜
Upturned Headrail[1]	⅝ D x 1½ L	1	1¼
Continuous-Loop Lift/ Motorized Lift	2¼ D x ⅝ L	¾	3⅛
Cordless Lift: Areas Shaded Dark	1½ D x ⅝ L	¾	2⅜
Cordless Lift: Areas Shaded Light	2¼ D x ⅝ L	¾	3⅛

(1) For direct mount, front control shades add ¾" to the mounting depths for clearance of the pleat tabs and rings. Upturned headrail is direct mount only, mounting brackets are not available.

Top Treatments and Pillows

Features

Features and Benefits of Our Top Treatments and Pillows 41

Top Treatments Features

Top Treatment Styles 42

Top Treatments Options and Size Considerations

Premium Fabric-Wrapped Cornices 43
Fabric-Wrapped Cornices 43
Swag and Cascades 44
Traditional Swag and Cascades 45
Pole Swag and Cascades 45
Rod Pocket Swag and Cascades 45
Board-Mounted Valances 46
Board-Mounted Valance Decorative Accents 47
Board-Mounted Valance Minimums and Maximums 48

Pillows Features and Options

Pillows 49

Features

Features and Benefits of Our Top Treatments and Pillows

Premium Fabric-Wrapped Cornices



Premium fabric-wrapped cornices have a wood base and a self fabric dust cover.

Fabric-Wrapped Cornices



Fabric-wrapped cornices are light weight and easy to install.

Contrast Welting

Contrast welting on premium fabric-wrapped cornices and select fabric-wrapped styles.

Dust Cover

Premium fabric-wrapped cornices and board-mounted top treatments come with a fabric-wrapped dust cover.

No Dust Cover

Fabric-wrapped cornices do not come with a dust cover.

Curved Cornice Contrast

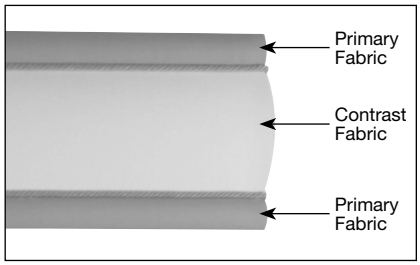

Fabric-wrapped curved cornice comes with decorative cording and contrast center option.

No Returns

No returns on inside mount cornices and board-mounted top treatments. Image shows outside mount to show detail only.

Returns

Returns available on left side, right side, or both sides on all cornices and most board-mounted top treatments.

Customized Board-Mounted Top Treatments



Select from five base valance silhouettes and choose one of our design options to create a unique valance design.

Contrast Cascade Lining



Contrast cascade lining available with or without interlining.

Asymmetrical Cascades

Pole swag and cascades available with asymmetrical cascades. The concealed rod pockets create the look of a scarf with easy installation.

Decorative Pillows

Decorative pillows add pops of color to any room décor. Available in five shape and size options.

Features

Top Treatment Styles

Cornices		Swags and Cascades	Board-Mounted Valances[1]
Premium Fabric-Wrapped	**Fabric-Wrapped**		
Arch	Contour	Traditional Swag/Cascade	 Formal (shown with bell)
Casual	 Curved	Pole Swag	Soft Fold (shown without accent)
Deco	Straight	Tailored Arch	Inverted Box Pleat (shown with kick pleat)
Linear	Traditional	Rod Pocket Swag/Cascade	Tailored Flat (shown with kick pleat)
Scallop		Rod Pocket Insert/Cascade	Tailored Scallop (shown with kick pleat)
		Scarf	

(1) See board-mounted valance decorative accents for options.

Options and Size Considerations

Premium Fabric-Wrapped Cornices

	Arch	Casual	Deco	Scallop	Linear
Features and Options					
Base Construction	Wood	Wood	Wood	Wood	Wood
Dust Cover[1]	●	●	●	●	●
Welting: Self or Contrast	●	●	●	●	●
Cording	●	●	●	●	●
Corner/Bay Window					Mitered corners
Railroaded Fabric[2]	●	●	●	●	●
Minimums and Maximums					
Minimum Width (inches)	20				
Maximum Width (inches)	190				
Lengths Available (inches)	9-21 in 1" increments				6-21 in 1" increments
Returns[3] (inches)	2-8 in 1" increments				
Dust Cover Depth (inches)	Outside mount: return size Inside mount: 3				
Oversize Fee (inches)	144 or wider				
Hinged (inches)	95				

Fabric-Wrapped Cornices

	Contour	Curved[4]	Traditional	Straight
Features and Options				
Base Construction	Synthetic	Synthetic	Synthetic	Synthetic
Welting: Self or Contrast	●		●	●
Cording		●		
Contrast Fabric		●		
Corner Window				Butt/bypass
Railroaded Fabric[2]	●	●	●	●
Minimums and Maximums				
Minimum Width (inches)	20			
Maximum Width (inches)	144			
Lengths Available (inches)	12			6, 8, 10, 12
Returns[3] (inches)	3, 6			

(1) Dust cover top is covered with face fabric; dust cover bottom is covered with White liner.
(2) Fabric will be rotated 90 degrees when railroaded.
(3) Returns available on left side only, right side only, or both sides.
(4) Curved style comes standard with cording as shown.

Options and Size Considerations

Swag and Cascades

	Traditional Swag/Cascade	Pole Swag[1]	Rod Pocket Swag/Cascade	Rod Pocket Insert/Cascade	Tailored Arch	Scarf[2]
Features and Options						
Lining	Swag: standard liner; when cascades are interlined, swag will have flannel-back liner Cascade: self or contrast lined (interlining can be added for a surcharge)				Self or contrast lined	Sheers, casements & laces: unlined only All other fabrics: self lined
Banding	Swag: 5" bottom edge	Swag: 5" bottom edge				
Trim	Swag: bottom edge Cascade: inside edge	Swag: bottom edge Cascade: inside edge	Swag: bottom edge Cascade: inside edge	Insert: bottom edge Cascade: NA		2 short sides or 2 short sides and 1 long side
Welting	Self or contrast[3]				Self or contrast[3]	
Install	Board-mounted	Decorative pole	Curtain rod or decorative pole	Curtain rod or decorative pole	Board-mounted	Decorative hardware
Dust Cover	•				•	
Swag Only	•					
Minimums and Maximums						
Minimum Width (inches)	32					1 width[4]
Maximum Width (inches)	240					1 width[4]
Minimum Length: Swag or Inset (inches)	17	Approximately 17	17	Short point 15	Short point 15	
Maximum Length: Swag or Inset (inches)	21	Approximately 17	17	17		
Minimum Length: Cascades (inches)	36	36[1]	36	36	36	
Maximum Length: Cascades (inches)	84	84[1]	63	63	36	
Minimum Length: Scarfs (inches)						60
Maximum Length: Scarfs (inches)						360
Returns (inches) (left side only, right side only, or both sides)	2-8 in 1" increments				2-8 in 1" increments	
Swag Only Dust Cover Depth (inches)	2-8 in 1" increments					

(1) Cascades may be offset, longest length will determine price. Short cascade will fall to the front, long cascade will fall to the back.
(2) Sheers, laces, and casement fabrics in 60" or less. See fabric listing or back of swatch for width of fabric.
(3) Contrast welting is only available when contrast cascade or swag banding is selected.
(4) See fabric listing or back of fabric swatch for width of fabric.
Cascade face coverage for traditional or pole mounted swag/cascade is approximately 12".

Options and Size Considerations

Traditional Swag and Cascades

Face Width (inches) →	42	71	96	120	144	168	192	216	240
# of Swags	1	2	3	4	5	6	7	8	9

Swag Overlap Options:



Left Over Right



Center Dominant
(odd number of swags only)

Right Over Left

Cascade Position Options:



Cascades Over Swag



Cascades Under Swag

Pole Swag and Cascades

Face Width (inches) →	42	71	96	120	144	168	192	216	240
# of Swags	1	2	3	4	5	6	7	8	9

Swag Overlap Options:

Offset Cascades
(short cascade will fall to the front)

Cascades Over Swag

Cascades Under Swag

Cascade Position Options:

Left Over Right



Right Over Left

Rod Pocket Swag and Cascades

Face Width (inches) →	54	78	102	126	150	174	198	222	240
# of Swags	1	2	3	4	5	6	7	8	9

Options

Board-Mounted Valances

	Valance Style				
Decorative Accent	 **Formal**[1] (shown with bell)	**Soft Fold**[1] (shown without accent)	**Inverted Box Pleat**[1] (shown with kick pleat)	**Tailored Flat**[1] (shown with kick pleat)	**Tailored Scallop**[1] (shown with kick pleat)
Banding[2]			•	•	
Bell	•			•	•
Reverse Bell	•			•	•
Kick Pleat			•	•	•
 Necktie	•			•	•
Reverse Necktie				•	•
Double Necktie	•			•	•
Stirrup	•	•		•	•
Ties	•	•		•	•

(1) Price of valance includes choice of one decorative option.
(2) Banding available on select styles, surcharge applies.

Options

Board-Mounted Valance Decorative Accents

Banding (surcharge applies)



Bell



Bell Entire Contrast



Reverse Bell

Reverse Bell Entire Contrast



Reverse Bell Inside Contrast



Kick Pleat

Kick Pleat Inside Contrast

Stirrup



Stirrup Entire Contrast

Tie

Tie Entire Contrast



Necktie



Necktie Entire Contrast

Reverse Necktie



Reverse Necktie Entire Contrast

Reverse Necktie Inside Contrast

Double Necktie

Double Necktie Entire Contrast

Double Necktie Inside Contrast

NOTE: Contrast options available for a surcharge.

Options and Size Considerations

Board-Mounted Valance Minimums and Maximums

	Formal[1] (shown with bell)	**Soft Fold**[1] (shown without accent)	**Inverted Box Pleat**[1] (shown with kick pleat)	**Tailored Flat**[1] (shown with kick pleat)	**Tailored Scallop**[1] (shown with kick pleat)
Features and Options					
Side Legs	•	•			
Self or Contrast Welting[2]	•	•	•	•	•
Specialty Windows: Bay or Corner			•	•	•
Minimums and Maximums					
Minimum Width (inches)	32				
Maximum Width (inches)	240				
Length Available (inches)	12, 15, 18, 21, 24, 27				
Inside Mount			•	•	•
Outside Mount Returns (inches)	2 to 8 in 1" increments				
Dust Cover Depth (inches)	Outside mount: return size Inside mount: 3				
Hinged Over 95"			•	•	•

(1) Price of valance includes choice of one decorative option. Contrast fabric and banding options available for a surcharge.
(2) Contrast welting is only available when contrast fabric is chosen for another option.

Soft Fold Count	
Top Treatment Length (inches)	**Number of Folds**
12	3
15	4
18	4
21	5
24	6
27	6

Features

Pillows

- All pillows feature a zipper closure
- A stuffed insert is used inside each pillow

Square
- 16" x 16"
- 20" x 20"
- 22" x 22"

Rectangle
- 12" x 16"
- 16" x 20"

NOTE: Pillow inserts can be used for outdoor applications. If pillow is being used outdoor both the main fabric and the welting fabric must be outdoor performance fabrics.

Options

Pillows

Welting

Contrast Welting

Teardrop Trim

Measuring Instructions

How to Measure for Drapery

Drapery Styles and Hardware Summary 53
Drapery Width 54
Drapery Length 55

How to Measure for Shades

Measuring Guidelines 56
Bay Windows 57
Corner Windows 58

How to Measure for Top Treatments

Measuring Guidelines 59
Board-Mounted Top Treatments 60
Bay and Corner Windows 60
Butt/Bypass—Corner Windows Only 60
Premium Fabric-Wrapped Cornices 61
Fabric-Wrapped Cornices 61
Scarves 61

Specifications

Installation Information 62-63

How to Measure for Drapery

Drapery Styles and Hardware Summary

Type of Rod	Drapery Style	Face Width	Length	Return Projection	Minimum Recommended Rod Placement	Other Considerations
Curtain Rod	Pleated or decorative panels, with valance over them Rod pocket	Bracket to bracket	Top of rod to desired length	Wall to front of rod	4" to 5" above the glass	When ordering a rod pocket drapery, the heading is NOT included in the finished length
Decorative Pole	Grommet top Rod pocket Tab styles	Inside finial to inside finial	Top of pole to desired length		6½" to 7" above the glass	When ordering a rod pocket drapery, the heading is NOT included in the finished length
Decorative Traverse	Pleated	Inside finial to inside finial	With slides: bottom of rod to desired length With rings: bottom of ring to desired length	Wall to front of rod	6½" to 7" above the glass	Returns are strongly recommended to prevent light seepage
Traverse Rod	Pleated	Bracket to bracket	Top of rod to desired length	Wall to front of rod	4" to 5" above the glass	Typical projections—single traverse rod: 3½" double traverse rod: 5½" Returns offered: 2", 4", 6"
 **Decorative Pole with Rings**	Pleated Plain top Rod pocket	Inside finial to inside finial	Using eyelet: bottom of ring to desired length Using clip: hinge of clip to desired length	Wall to front of rod	6½" to 7" above the glass	
Sash or Tension	Top and bottom rod	Bracket to bracket	Top of top sash rod to bottom of bottom sash rod		Sash rod: 1" to 2" above and below the glass Tension rod: desired length	When ordering a rod pocket drapery, the heading is NOT included in the finished length
Roll Pleat Rod	Roll pleat (100 or 120 fullness)	End to end	Bottom of rod	Approximately 3½"	5" to 6" above the glass	Specify butt or overlap master glides when ordering
 **Motorized**	Pleated Roll pleat	End to end	Bottom of rod		5" to 6" above the glass	Specify butt or overlap master glides when ordering

How to Measure for Drapery

Drapery Width

Consider the look you want to create when determining the type of drapery hardware and its placement. Rod type and placement determine the width and length of the draperies needed. General guidelines follow.

Width
There are only two measurements you need to determine the width of the drapery: the face width to be covered and the projection of the rod.

Determining the Width of the Area to be Covered	
Minimum Rod Placement Face Width = glass width + 8" (4" per side)	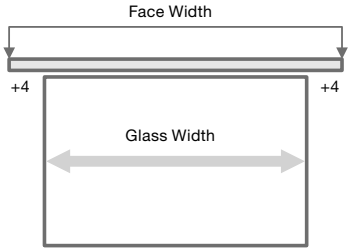
Stack Back Consideration Additional wall coverage may be needed in order for the drapery to stack back off the glass when opened. The general rule is that the total stack back needed is approximately ⅓ the width of the window. Additional width may be needed for heavy or bulky fabrics. Face Width = glass width + total stack back	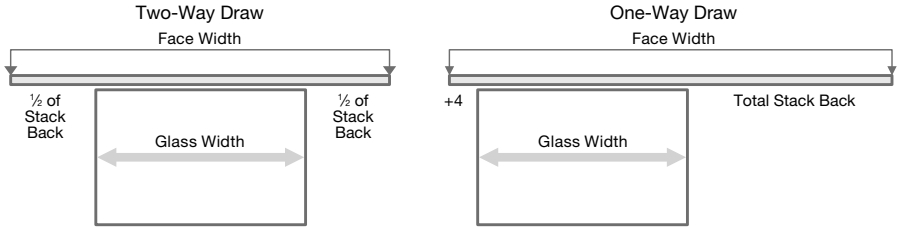
Bracket to Bracket Face Width	
Inside Finial to Inside Finial Face Width	
End to End Face Width	
Return Projection Measure from the wall to the face of the rod.	

How to Measure for Drapery

Drapery Length

Determine your drapery style and the type of drapery hardware you will use (see drapery styles and hardware summary chart for pairing options.)

Length
There are only two measurements you need to determine the length of the drapery: the length you want to be covered and the starting point of the drapery.

Determine Your Starting Point (based on the type of rod and style of drapery you have chosen)			
Type of Drapery	**Starting Point**	**Type of Drapery**	**Starting Point**
Pleated	 top of rod • Traverse rod • Curtain rod	Rod Pocket Top and Bottom	top of top rod • Sash rods • Tension rods • Length does not include headers bottom of bottom rod
	bottom of rod • Decorative traverse rod with glides • Motorized rod		
	 bottom of ring • Decorative traverse rod with rings • Decorative pole with rings	Grommet Top	top of pole • Decorative pole (length does not include fabric above the rod)
Roll Pleat	bottom of rod • Roll pleat rod • Motorized roll pleat rod	Tab	 top of pole • Decorative pole
Plain Top	 top of clip hinge • Decorative pole with clip rings		 top of pole • Decorative pole • Length includes tabs
Rod Pocket	top of pole • Decorative pole (length does not include heading)		 top of pole • Decorative pole • Length includes tabs

Determine the Length to be Covered: the bottom stopping point of your drapery. The five most popular styles are below.

Measure from above starting point.

Sill
Top of sill less ½"

Apron
Bottom of apron plus 1"

Floor[1]
Top of floor less ½"

Trouser
Top of floor plus 2"

Puddle
Top of floor plus 6"-10"

(1) When using a drapery under another drapery, 1" above floor is recommended.

How to Measure for Shades

Measuring Guidelines

Measuring for an Inside Mount

Inside Mount:
Window treatments are installed inside the window casing.

Use a steel tape measure for taking measurements.

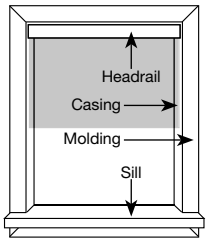

1. Measure Depth:
See chart below to determine if window casing has enough depth for an inside mount window treatment.

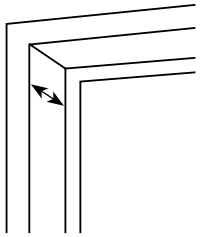

2. Measure Width:
Measure the inside width of window casing in three places; record narrowest measurement.

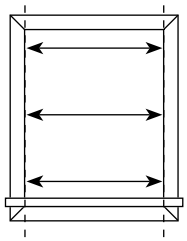

3. Measure Length:
Measure the inside length from the top of window casing to the top of the sill in three places; record longest measurement.

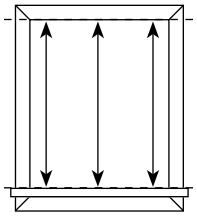

NOTE: Do not take any deductions for clearance. The manufacturer will take necessary deductions for a perfect fit.

Fabric Shades Control Type	Minimum Depth Needed for Inside Mount (inches)	Depth Needed for Flush Mount[1] (inches)
Cord Lift	¾	2⅜
Upturned Headrail[2]	1¼	1
Continuous-Loop Lift	¾	3⅛
Motorized Lift	¾	3⅛
Cordless Lift	See cordless size considerations chart	See cordless size considerations chart

(1) Flush mount includes headrail and fabric and is approximate. This can vary by fabric and shade style.
(2) For direct mount, front control shades add ¾" to the mounting depths for clearance of the pleat tabs and rings. Upturned headrail is direct mount only, mounting brackets are not available.

Measuring for an Outside Mount

Outside Mount:
Window treatments are installed outside the window casing.

Use a steel tape measure for taking measurements.

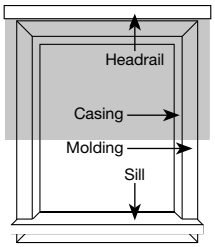

1. Determine Headrail Location:
Determine if headrail will be on molding or above molding and mark the spot.

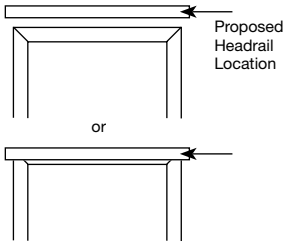

2. Measure Width:
Measure exact width to be covered; we recommend 1½" overlap on each side of the window (3") total) for optimum light control and privacy; record measurement.

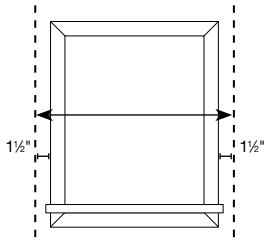

3. Measure Length:
Measure exact length to be covered, including desired overlap (typically from 1" above the molding to bottom of sill or apron); record measurement.

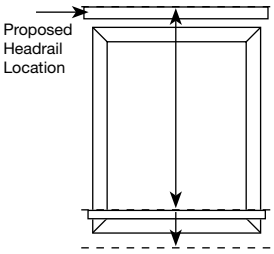

NOTE: The manufacturer makes no deductions on outside mount installations.

Measuring for a Relaxed and Balloon Shade

Relaxed and Balloon Shade:
Tend to "toe-in" at the bottom; inside mounts or multiple shades on one headrail are not recommended.

Use a steel tape measure for taking measurements.

1. Measure Length:
Measure to the short point on the bottom edge.

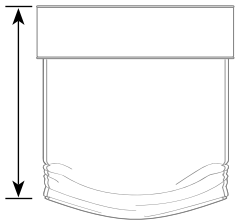

How to Measure for Shades

Bay Windows

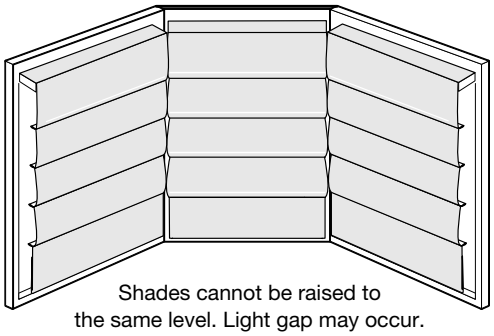

Shades cannot be raised to the same level. Light gap may occur.

- Pull cords can be on the right or left side of each shade, locating cords opposite of the corner is recommended
- Depending on the angle, some corner shades cannot be raised to the same length
- Horizontal panel alignment between shades cannot be guaranteed
- Price as standard shades, no additional surcharge
- Headrails will not be mitered
- Valances will not be mitered
- For bottom up/top down cord lift shades the corner controls may be hard to reach

NOTE: Manufacturer will take appropriate deductions for proper fit.
DO NOT order as a bay window if you do not want manufacturer to take deductions.

Measuring Information: Three-Sided Bay Window

Shown without projection.

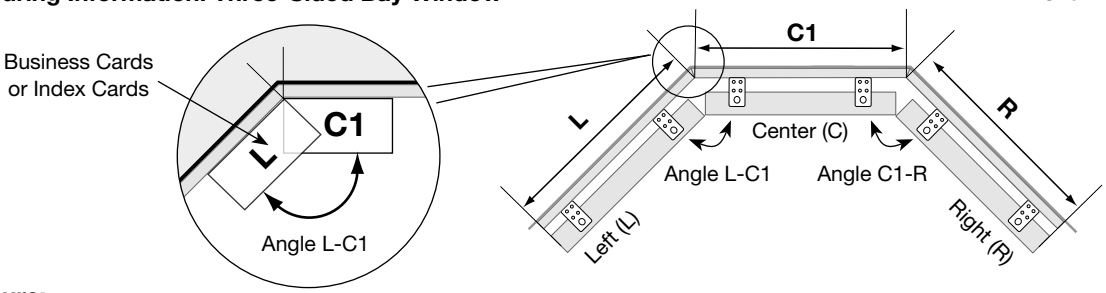

Measure:

L and R: Width of each side window from the corners on the mounting surface to the point you would like to cover.

C1: Width of the center window on the mounting surface from corner to corner.

Angle L-C1: Angle between the (L) and (C1) windows.

Angle C1-R: Angle between the (C1) and (R) windows.

Projection: If needed for ceiling mount: the depth of the trim or molding the shade will be mounted above.

Measuring Information: Four-Sided Bay Window

Shown with projection.

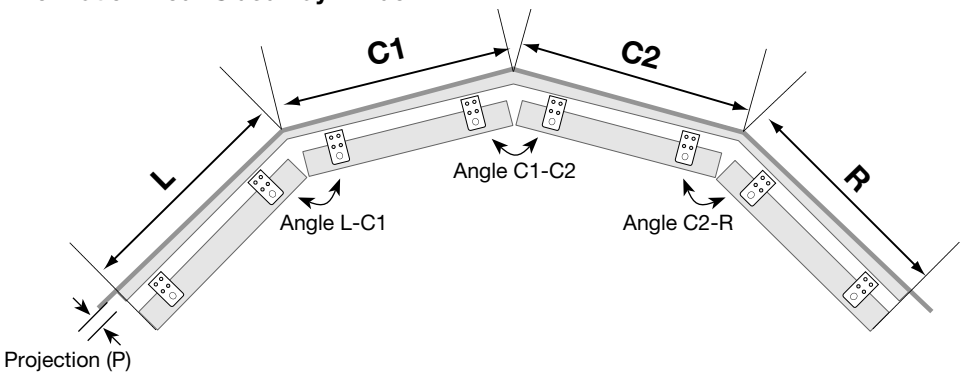

L and R: Width of each side window from the corners on the mounting surface to the point you would like to cover.

C1, C2: Width of each center window on the mounting surface from corner to corner.

Angle L-C1: Angle between the (L) and (C1) windows.

Angle C1-C2: Angle between the (C1) and (C2) windows.

Angle C2-R: Angle between the (C2) and (R) windows.

Projection: If needed for ceiling mount: the depth of the trim or molding the shade will be mounted above.

NOTE: The projection (P) distance is needed to correctly calculate deductions for ceiling mount installations where the shades are mounted to clear molding. All projection distances must match for correct deductions to be calculated.
For additional windows on bays with up to five sides continue with number progression for center shade sizes (C1, C2, C3, …) and angles (angle C1-C2, angle C2-C3, …) as needed.
Measure each bay angle using a protractor or angle finder or use two business cards in each bay corner as illustrated above and fax to customer service.
The angle to use between adjacent center bay windows along a straight section of wall is 180° (degrees).

How to Measure for Shades

Corner Windows

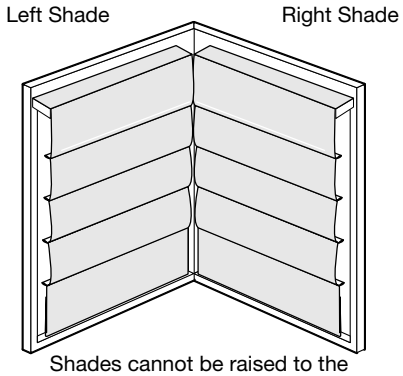

Shades cannot be raised to the same level. Light gap may occur.

- Corner shades are used to butt two shades together in a corner window
- Pull cords can be on the right or left side of each shade, locating cords opposite of the corner is recommended
- Depending on the angle, some corner shades cannot be raised to the same length
- Horizontal panel alignment between shades cannot be guaranteed
- Price as standard shades, no additional surcharge
- Headrails will not be mitered
- Valances will not be mitered
- For bottom up/top down cord lift shades the corner controls will be hard to reach

NOTE: Manufacturer will take appropriate deductions for proper fit.
DO NOT order as a corner shade if you do not want manufacturer to take deductions.

Mounting Options	
Mounting on a Wall or Molding: Measure the width of each window from the corner on the mounting surface (molding or wall) to the point you would like to cover.	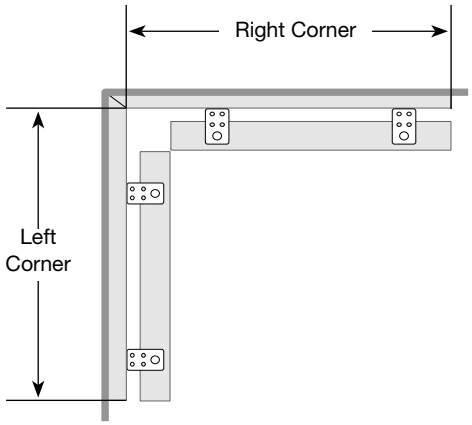
Mounting Above the Molding: Measure the width of each window from the corner on the mounting surface to the point you would like to cover. Projection measurement is the distance needed to clear any molding or obstructions that the shade will be mounted above.	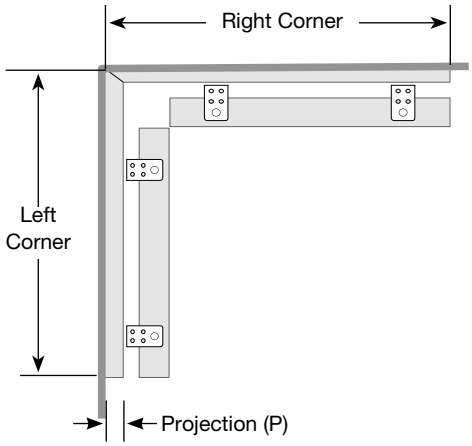

NOTE: The projection (P) distance is needed to correctly calculate deductions for ceiling mount installations where the shades are mounted to clear molding. All projection distances must match for correct deductions to be calculated.

How to Measure for Top Treatments

Measuring Guidelines

Tips for Getting Started:

1. Use a steel tape measure. Measure to the nearest ⅛".
2. Take measurements at the top of window, as not all windows are perfectly square.
3. If ordering top treatments for multiple windows, make sure to measure each window individually.

Mounting Options	
Outside Mount: 1. Measure window width including molding (see figure 1). 2. Add any additional width desired, especially if hanging curtain panels or sheers under cornice (see figure 2). Round up to the nearest full inch. 3. Recommended 2" minimum clearance on face and sides when mounting over a drapery (see figure 3). 4. Recommended 1" when mounting over inside mount treatments.	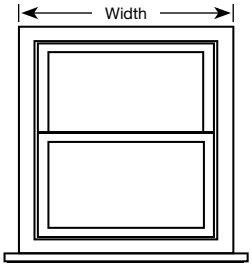 (figure 1) 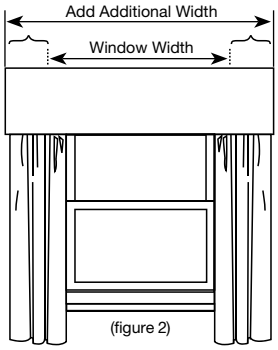 (figure 2) 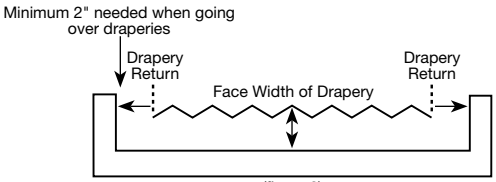 (figure 3)
Inside Mount: 1. Measure the exact width of the window opening at the very top of the casing (see figure 4). 2. Measure the exact width of the window opening down from the top, depending on the desired length of top treatments being ordered.	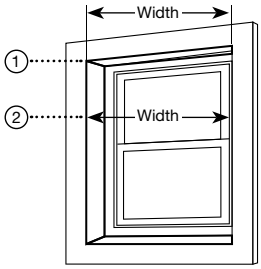 (figure 4)

NOTE: Measure twice and document the smaller dimension, as not all window openings are perfectly square.
Length options vary by styles; see individual style specification pages.

How to Measure for Top Treatments

Board-Mounted Top Treatments

Measure Notes:
- An inside mount cornice has a depth of 3" (mounting board/dust cover)
- Measure depth of window casing to determine if it will accommodate an inside mount
- Determine inside or outside mount

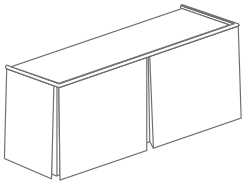

Outside Mount (side view)

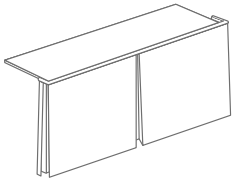

Inside Mount (side view)

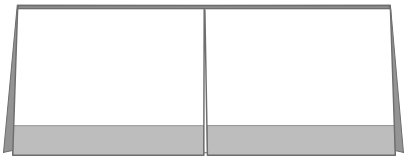

Example: Kick Pleat



Finished width will be approximately ⅛" wider than ordered width.
Soft fold and formal valance—approximately 1" wider than ordered width.

Bay and Corner Windows

- Available in select board-mounted valances and linear premium fabric-wrapped cornice
- Measure bay angle using protractor or angle finder, or use two business cards in bay corner as illustrated.

Shown without projection.

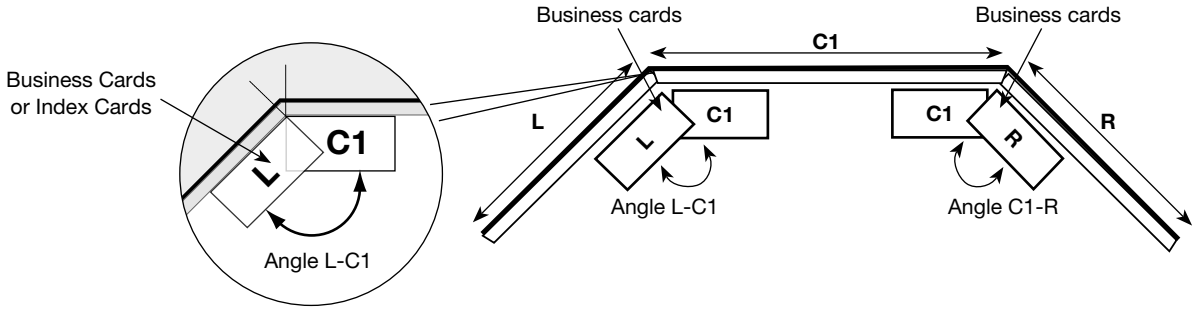

Measure:

L and R: Width of each side window from the corners on the mounting surface to the point you would like to cover.

C1: Width of the center window on the mounting surface from corner to corner.

Angle L-C1: Angle between the (L) and (C1) windows.

Angle C1-R: Angle between the (C1) and (R) windows.

Butt/Bypass—Corner Windows Only

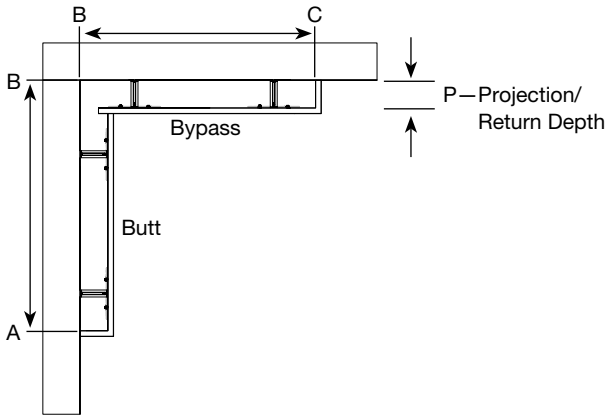

- Fabric-wrapped cornices—straight style only
- Shown as outside mount with returns
- Outside mount projection = return depth
- Inside mount—projection is specified by the customer
- Excludes curved cornice

Measure:

Left Cornice: Width from corner (B) to the outside desired width (A).

Right Cornice: Width from corner (B) to the outside desired width (C).

Projection/ Return Depth (P): Depth from wall to back of cornice.

Choose Either: Left butt/right bypass (as shown in image) or left bypass/right butt.

NOTE: Face of cornice will be approximately ¾" greater than the ordered projection/return measurement.

How to Measure for Top Treatments

Premium Fabric-Wrapped Cornices

Measure Notes:
- An inside mount cornice has a depth of 3" (mounting board/dust cover)
- Measure depth of window casing to determine if it will accommodate an inside mount
- Determine inside or outside mount
- Face width will be approximately 1½" wider than the ordered width
- Inside mount will be approximately ½" less than the ordered width

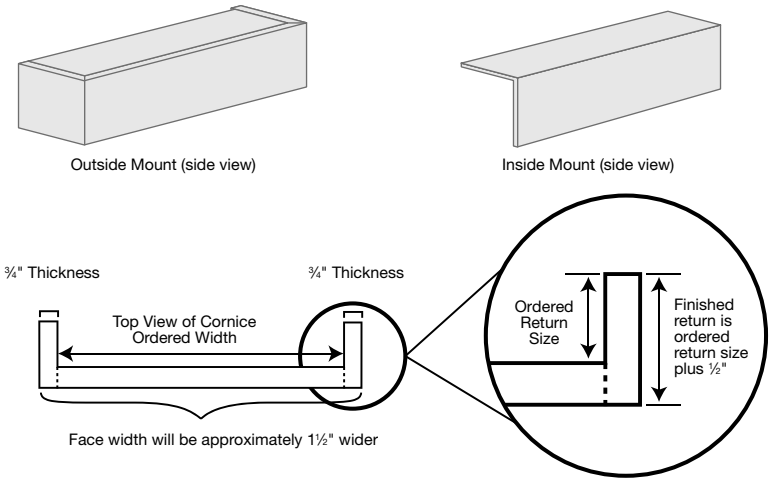

Fabric-Wrapped Cornices

Measure Notes:
- Determine inside or outside mount
- Outside mount face width on the curved cornice will be approximately 2½" wider than the ordered width
- Outside mount face width on the other fabric-wrapped cornice styles will be 1½" wider than the ordered width
- Inside mount will be approximately ½" less than the ordered width

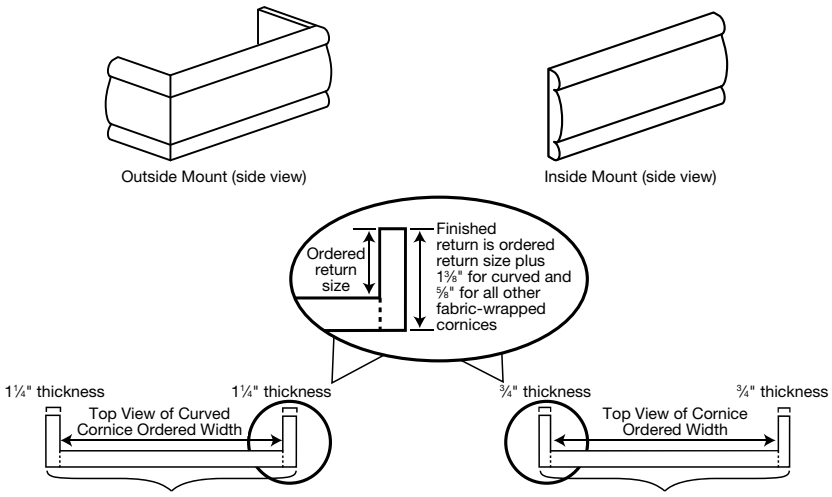

Scarves

Width:
- Width on a scarf is one full width of fabric; this is standard and does not have to be noted at time of order

Length:
- Measure width to be covered
- Measure the length you want the scarf to drop down on the left and right sides
- Add 18" to 30" if you plan to loop the scarf around the curtain rod or drop it in the center
- Add an additional 6" to 10" per side if you want it to puddle on the floor
- Add these figures together to get the approximate scarf ordered length

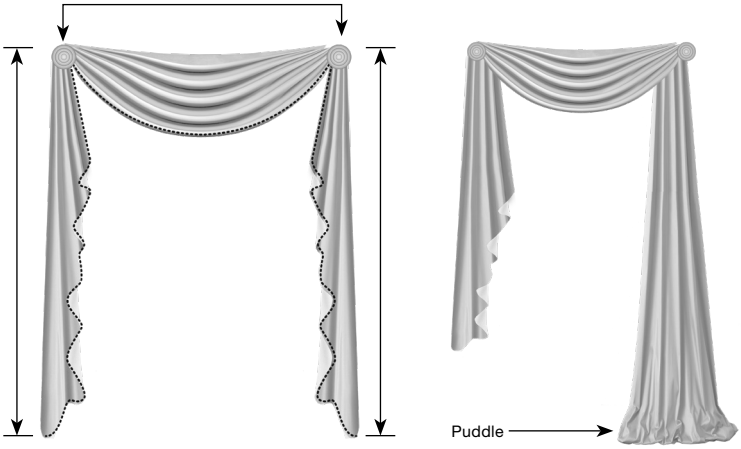

Specifications

Installation Information

Fabric Content Label Locations
- Draperies: header of draperies
- Shades: bottom hem of shade
- Top treatments: return edge or hem of top treatment
- Pillows: edge of pillow



1. Fabric content
2. Manufacturer identification
3. Manufacturer location
4. Cleaning instructions
5. Iron and steam allowances
6. Order #
7. Date of Order

Iron and Steaming
This information is for light touch-ups when installing soft products; most wrinkles will fall out naturally once the product has been hanging for 10-14 days

- It is EXTREMELY important to follow the iron and steaming guidelines provided on the label
- When ironing or steaming a product, you should ALWAYS do this on the back side of the product to avoid marking or damaging the face of the fabric
- When steaming, use a low steam setting and avoid actually touching the fabric with the steamer

Steaming Correctly

Steaming Incorrectly

PDF copies of installation instructions are available at graberdirect.com

Specifications

Installation Information

Dressing

- Draperies: start at the top of the drapery and gently dress the folds of the drapery down to the bottom hem

Dressing Your Drapery

- Shades: smooth the fabric along the pleats or support rods, and raise and lower the shade a few times to make sure the shade is pleating smoothly as it is raised and lowered
- Top treatments: gently smooth the fabric of your top treatment following the folds and lines of the design; check and smooth out the welting if necessary

PDF copies of installation instructions are available at graberdirect.com

Customer's Own Material

Fabric Features

Customer's Own Material (C.O.M.) 67-68

C.O.M. Yardage Requirements: Draperies

All Pleated and Rod Pocket Draperies 69
All Pleated and Rod Pocket Draperies—60" Sheers. 70
Pleated and Rod Pocket Draperies—118" Seamless Sheers (railroaded) 71
Pleated and Rod Pocket Draperies—118" Seamless Sheers (not railroaded) 71
Roll Pleat Draperies—Butt. 72
Roll Pleat Draperies—Butt: 118" Seamless Sheers (railroaded up to 104") 73
Roll Pleat Draperies—Butt: 118" Seamless Sheers (not railroaded over 104" length) 73
Roll Pleat Draperies—Overlap. 74
Roll Pleat Draperies—Overlap: 118" Seamless Sheers (railroaded up to 104") 75
Roll Pleat Draperies—Overlap: 118" Seamless Sheers (not railroaded over 104" length) 75
Grommet, Plain Top, Back Tab, Tab Top, Wrapped Tab Draperies 76
Grommet, Plain Top, Back Tab, Tab Top, Wrapped Tab Draperies—118" Seamless Sheers (railroaded) 77
Grommet, Plain Top, Back Tab, Tab Top, Wrapped Tab Draperies—118" Seamless Sheers (not railroaded) 77
Rod Pocket Top and Bottom 78
Tiebacks. 78

C.O.M. Yardage Requirements: Fabric Shades

Classic Flat Roman 79
Relaxed Roman 79
Seamless Roman. 79
Looped Roman 80
Balloon 80

C.O.M. Yardage Requirements: Cornices

Premium Fabric-Wrapped Cornices 81
Fabric-Wrapped Cornices 82

C.O.M. Yardage Requirements: Swag and Cascades

Traditional Swag and Cascade 83
Pole Swag and Cascade 84
Tailored Arch 85
Rod Pocket Swag and Cascade 85
Rod Pocket Insert and Cascade 86
Pole Scarf. 86

C.O.M. Yardage Requirements: Board-Mounted Valances

Inverted Box Pleat 87
Soft Fold. 87
Formal 88
Tailored Scallop and Tailored Flat 88
Decorative Accents: Self or Contrast Accents 89
Decorative Accents: Inside Contrast with Self Accents 90

C.O.M. Yardage Requirements: Pillows

Accent Pillows 91

Fabric Features

Customer's Own Material (C.O.M.)

C.O.M. Guidelines
- The designer is responsible for fabric and style design choices
- Not all fabrics are suitable for all product styles; SWF reserves the right to refuse any C.O.M. material that will not allow us to manufacture a product that meets our quality standards
- Only available for fabrics up to 60" wide
- All fabric types follow the same special considerations as the Graber collection
- Available product styles and options are the same as the Graber collection
- Please contact customer service if you have questions regarding fabric specific restrictions prior to placing your order

Warranty Information
- Five-year "No Questions Asked" warranty does not apply to Customer's Own Material orders
- Limited lifetime warranty for Customer's Own Material orders excludes fabric

Understanding Your Fabric
All fabric types follow the same special considerations as the Graber collection.
- For a quick reference find a similar fabric in the Graber collection and check the pictograms on the back of the swatch
- Consider how the fabric will perform in the product style chosen; at times it may be necessary to adjust the selection of product or fabric
- Things to consider:
  - Upholstery fabric is not recommended, and pre-approval is suggested
  - If using fabrics with heavy embroidery or an open weave pre-approval is suggested
  - Fabrics with thread floats longer than 3/8" are prone to damage in manufacturing
  - Knit velvets tend to have a slippery surface with makes straight seeming very difficult. These fabrics will not be accepted for Classic Flat or Looped Shades
  - Manufacturing processes can crush the pile on velvets or chenille fabrics causing marks
  - To achieve a blackout appearance blackout fabrics must be paired with a blackout liner
- Combining—fabrics used as accent linings, color blocks, or banding should be similar weight and hand to avoid problems such as puckering and flaring
- Check for bleed through when using contrast lining for cascades; interlining is recommended to reduce bleed through on fabrics darker than the face fabric
- Antique satins, silks, and linens wrinkle easily and will require additional dressing during installation
- Natural fibers such as linens and silks can have wider variation in dye lots and slubs due to the natural construction of the fabric; these are considered inherent and part of the natural beauty of these fabrics, they are not flaws
- Tumbled or pre-washed fabrics may have variations in width, patterns, and dye lots that can affect repeat size and pattern match; additional yardage may be required in these cases
- Due to the processing techniques, crinkled or crashed fabrics may not finish with a crisp appearance; the crinkles may relax over time creating uneven hems
- SWF reserves the right to adjust construction specifications to accommodate fabrics with special considerations; as an example, heavy weight fabrics may have a single turn header and no miter on the side hem

Special Considerations for Patterned Fabrics
- Patterned fabrics, whether woven, printed, or embroidered are rarely straight or square; depending on the product style, adjustments will be made to try to minimize the appearance, however we cannot guarantee complete alignment
- Scale—take note of the pattern repeat vs. the width and length of your custom product; we center the patterns in manufacturing; some patterns, stripes, and plaids when centered will finish with the ends not the same in pattern and/or color
- Patterns with distinct vertical lines such as stripes are not recommended for swags due to the bias cut
- We pattern match all our joining seams; patterns that do not match up at the edge of the fabric may require additional fabric over what is noted in the yardage requirement charts

C.O.M. Yardage Estimates
- Select a window treatment style and size from the Graber collection
- Select your fabric from your fabric vendor
- Determine the fabric width and repeat; this can typically be found on the back of the fabric swatch
- Find your product in the C.O.M. yardage requirement charts
- Based on the size and fabric repeat, estimate your fabric needs
- Don't forget to include any optional yardage, trim, or other options that might be needed for your particular window treatment
- If you have any questions or concerns, please call SWF customer service for assistance with your estimate; be prepared to provide specific details about the C.O.M. fabric, including the width, pattern repeat, and color; also, have the required information for the selected style ready for proper calculations
- Estimates may be subject to change once your order is received and reviewed
- SWF is not responsible for fabric shortages that can occur due to the type of fabric, pattern placement, or complexity of the treatment

Fabric Features

Customer''s Own Material (C.O.M.)

Ordering a C.O.M. Product

- Estimate the fabric or trim requirements before purchase (see instructions on previous page)
- Always order your Graber soft treatments first
- Complete the required order form(s) and email or fax them to SWF customer service
- SWF will process your C.O.M. order and email you a confirmation with instructions to place your fabric order
  - **NOTE:** Each C.O.M. order will require a separate confirmation
- When placing an order with a fabric vendor provide them with the SWF order number
- Include the SWF order number on the outside of your package; this includes fabrics sent directly by you or your fabric vendor
  - Manufacturing lead times begin when fabric is received, inspected, and approved for manufacturing
  - It is important each piece of C.O.M. sent to SWF is labeled clearly to ensure timely processing of your order
- Fabrics must be properly marked, noting the face-side and which direction is up
- Each fabric must be rolled on a tube and sealed in plastic; we do not accept flat folded materials, bedding, or used materials
- An additional flat fee may be applied to your order if additional processing is required for fabrics that arrive without proper identification or are not rolled on a tube or require ironing
- Orders that are shipped directly from your fabric vendor are your responsibility
  - This includes products made in the wrong pattern, color, dye lot, or made inside-out or upside-down
- SWF is not responsible for products produced from incorrectly marked fabrics
- Correctly labeled C.O.M. is received by SWF and processed through for inspection
- Approved materials will be placed into production and shipped within 5 business days
- If, for any reason, the fabric does not pass our inspection process, or we find additional yardage is required, SWF will contact you directly regarding replacement fabric; you will need to contact the fabric vendor for additional fabric and a call tag to return the damaged goods
- If your fabric is miscut or damaged during the production process and needs to be replaced, SWF will cover the cost of new fabric up to a maximum of $25 per yard; in this case, we may ask you to purchase the amount needed and provide a receipt for reimbursement
  - **IMPORTANT:** Your order will be placed on hold until SWF receives new material from the fabric vendor.

Special Considerations for Outdoor Fabrics

- Outdoor fabrics are available in the following drapery styles only: rod pocket, grommet top, tab top, plain top, back tab
- Grommets for outdoor fabrics available in round style with stainless steel finish only
- Outdoor fabric draperies are only available unlined
- Outdoor drapery fabrics are not available with trim, banding, or color blocking options

C.O.M. Yardage Requirements: Draperies

Custom Size Draperies

All Pleated and Rod Pocket Draperies

Standard (Non-Sheer) Fabrics
Chart assumes a 54" fabric width; contact customer service to calculate other widths.
Pleated styles not available in outdoor fabrics.

Length up to (inches) ↓	Width up to (inches) → 15	36	58	80	100	122	144	166	188	209	213	Banding Inside or Outside (based on a pair)	Trim Inside (based on a pair)	Add for 6" Return
17¾" Valance	1¼	2¼	3¼	4¼	5¼	6¼	7¼	8¼	9¼	10½	11½	N/A	N/A	1¼
60	2¼	4½	6¾	9	11¼	13½	15¾	18	20	22¼	24½	2	3¾	2¼
72	2¾	5¼	7¾	10¼	13	15½	18	20½	23	25¾	28¼	2¼	4¼	2¾
84	3	6	8¾	11¾	14½	17½	20¼	23¼	26	29	32	2¾	5	3
96	3¼	6½	9¾	13	16¼	19½	22¾	26	29	32¼	35½	3	5¾	3¼
108	3¾	7¼	10¾	14¼	18	21½	25	28½	32	35¾	39¼	3¼	6¼	3¾
120	4	8	11¾	15¾	19½	23½	27¼	31¼	35	39	43	3¾	7	4
132	4¼	8½	12¾	17	21¼	25½	29¾	34	38	42¼	46½	4	7¾	4¼
144	4¾	9¼	13¾	18¼	23	27½	32	36½	41	45¾	50¼	4¼	8¼	4¾
156	5	10	14¾	19¾	24½	29½	34¼	39¼	44	49	54	4¾	9	5
168	5¼	10½	15¾	21	26¼	31½	36¾	42	47	52¼	57½	5	9¾	5¼
180	5¾	11¼	16¾	22¼	28	33½	39	44½	50	55¾	61¼	5¼	10¼	5¾
192	6	12	17¾	23¾	29½	35½	41¼	47¼	53	59	65	5¾	11	6
204	6¼	12½	18¾	25	31¼	37½	43¾	50	56	62¼	68½	6	11¾	6¼
216	6¾	13¼	19¾	26¼	33	39½	46	52½	59	65¾	72¼	6¼	12¼	6¾
225	7	13¾	20½	27¼	34¼	41	47¾	54½	61¼	68¼	75	6½	12¾	7
Multiplier	1	2	3	4	5	6	7	8	9	10	11			
Trim—Drapery or Valance Bottom Hem	1¾	3½	5	6½	8	9¾	11¼	12¾	14½	16	17½			
Rod Pocket: Header, Add														
Header up to 2"	¼	¼	½	½	¾	¾	1	1	1¼	1¼	1½			
Header up to 4"	¼	½	¾	1	1¼	1½	1¾	2	2¼	2½	2¾			

Above chart does not include repeats.
For fabrics with vertical repeat use the following formula:
((fabric vertical repeat x multiplier)/36") + base yardage = total yardage needed

For color blocking: split length of drapery as follows, based on your order and placement, ordering ⅓ and ⅔ or ⅕ and ⅘.

For pleated styles using a pole with rings: ordered width x 1.1 = width needed for yardage determination

C.O.M. Yardage Requirements: Draperies

Custom Size Draperies

All Pleated and Rod Pocket Draperies—60" Sheers

Sheers, Laces, and Casement Fabrics
Chart assumes a 60" fabric width; contact customer service to calculate other widths.
Pleated styles not available in outdoor fabrics.

Length up to (inches) ↓ / Width up to (inches) →	14	34	54	74	94	114	134	154	174	194	213	Add for 6" Return
17¾" Valance	1¼	2¼	3¼	4¼	5¼	6¼	7¼	8¼	9¼	10½	11½	1¼
60	2¼	4½	6¾	9	11¼	13½	15¾	18	20	22¼	24½	2¼
72	2¾	5¼	7¾	10¼	13	15½	18	20½	23	25¾	28¼	2¾
84	3	6	8¾	11¾	14½	17½	20¼	23¼	26	29	32	3
96	3¼	6½	9¾	13	16¼	19½	22¾	26	29	32¼	35½	3¼
108	3¾	7¼	10¾	14¼	18	21½	25	28½	32	35¾	39¼	3¾
120	4	8	11¾	15¾	19½	23½	27¼	31¼	35	39	43	4
132	4¼	8½	12¾	17	21¼	25½	29¾	34	38	42¼	46½	4¼
144	4¾	9¼	13¾	18¼	23	27½	32	36½	41	45¾	50¼	4¾
156	5	10	14¾	19¾	24½	29½	34¼	39¼	44	49	54	5
168	5¼	10½	15¾	21	26¼	31½	36¾	42	47	52¼	57½	5¼
180	5¾	11¼	16¾	22¼	28	33½	39	44½	50	55¾	61¼	5¾
192	6	12	17¾	23¾	29½	35½	41¼	47¼	53	59	65	6
204	6¼	12½	18¾	25	31¼	37½	43¾	50	56	62¼	68½	6¼
216	6¾	13¼	19¾	26¼	33	39½	46	52½	59	65¾	72¼	6¾
225	7	13¾	20½	27¼	34¼	41	47¾	54½	61¼	68¼	75	7
Multiplier	1	2	3	4	5	6	7	8	9	10	11	
Rod Pocket: Header, Add												
Header up to 2"	¼	¼	½	½	¾	¾	1	1	1¼	1¼	1½	
Header up to 4"	¼	½	¾	1	1¼	1½	1¾	2	2¼	2½	2¾	

Above chart does not include repeats.
For fabrics with vertical repeat use the following formula:
((fabric vertical repeat x multiplier)/36") + base yardage = total yardage needed

For pleated styles using a pole with rings: ordered width x 1.1 = width needed for yardage determination

C.O.M. Yardage Requirements: Draperies

Custom Size Draperies

Pleated and Rod Pocket Draperies—118" Seamless Sheers (railroaded)

Length up to (inches) ↓ / Width up to (inches) →	18	36	58	80	100	122	144	166	190	213
Pleated up to **98"**	2½	4	5¾	7½	9¼	11	13	14¾	16¾	18¾
Rod Pocket to **96"**, up to 1" Header	2½	4	5¾	7½	9¼	11	13	14¾	16¾	18¾
Rod Pocket to **90"**, Max up to 4" Header	2½	4	5¾	7½	9¼	11	13	14¾	16¾	18¾

Pleated and Rod Pocket Draperies—118" Seamless Sheers (not railroaded)

Length up to (inches) ↓ / Width up to (inches) →	36	74	110	144	180	213
108	3¾	7¼	10¾	14¼	18	21½
120	4	8	11¾	15¾	19½	23½
132	4¼	8½	12¾	17	21¼	25½
144	4¾	9¼	13¾	18¼	23	27½
156	5	10	14¾	19¾	24½	29½
168	5¼	10½	15¾	21	26¼	31½
180	5¾	11¼	16¾	22¼	28	33½
192	6	12	17¾	23¾	29½	35½
204	6¼	12½	18¾	25	31¼	37½
216	6¾	13¼	19¾	26¼	33	39½
225	7	13¾	20½	27¼	34¼	41
Multiplier	1	2	3	4	5	6
Rod Pocket: Header, Add						
Header up to 2"	¼	¼	½	½	¾	¾
Header up to 4"	¼	½	¾	1	1¼	1½

Above charts do not include repeats.
For fabrics with vertical repeat use the following formula:
((fabric vertical repeat x multiplier)/36") + base yardage = total yardage needed

C.O.M. Yardage Requirements: Draperies

Custom Size Draperies

Roll Pleat Draperies—Butt

Standard (non-sheer) Fabrics
Chart assumes a 54" fabric width; contact customer service to calculate other widths.
Pleated styles not available in outdoor fabrics.
Based on a single panel.

Length up to (inches) ↓	Width up to (inches) →									Banding Inside or Outside (based on a pair)	Trim Inside (based on a pair)
Butt 120%	17	44	66	89	115	137	160	186	190		
Butt 100%	20	49	75	100	130	156	181	190	N/A		
60	2¼	4¼	6¼	8¼	10½	12½	14½	16½	18½	2	3¾
72	2½	5	7¼	9¾	12	14½	16¾	19¼	21½	2¼	4¼
84	2¾	5½	8¼	11	13¾	16½	19¼	22	24½	2¾	5
96	3¼	6¼	9¼	12¼	15½	18½	21½	24½	27½	3	5¾
108	3½	7	10¼	13¾	17	20½	23¾	27¼	30½	3¼	6¼
120	3¾	7½	11¼	15	18¾	22½	26¼	30	33½	3¾	7
132	4¼	8¼	12¼	16¼	20½	24½	28½	32½	36½	4	7¾
144	4½	9	13¼	17¾	22	26½	30¾	35¼	39½	4¼	8¼
156	4¾	9½	14¼	19	23¾	28½	33¼	38	42½	4¾	9
168	5¼	10¼	15¼	20¼	25½	30½	35½	40½	45½	5	9¾
180	5½	11	16¼	21¾	27	32½	37¾	43¼	48½	5¼	10¼
192	5¾	11½	17¼	23	28¾	34½	40¼	46	51½	5¾	11
204	6¼	12¼	18¼	24¼	30½	36½	42½	48½	54½	6	11¾
216	6½	13	19¼	25¾	32	38½	44¾	51¼	57½	6¼	12¼
225	6¾	13½	20	26¾	33¼	40	46½	53¼	59¾	6½	12¾
Multiplier	1	2	3	4	5	6	7	8	9		
Trim Bottom Hem	1¾	3½	5	6½	8	9¾	11¼	12¾	14½		

For color blocking: split length of drapery as follows, based on your order and placement, ordering ⅓ and ⅔ or ⅕ and ⅘.

Roll Pleat Draperies—Butt

Sheers, Laces, and Casement Fabrics
Chart assumes a 60" fabric width; contact customer service to calculate other widths.
Pleated styles not available in outdoor fabrics.
Based on a single panel.

Length up to (inches) ↓	Width up to (inches) →							
Butt 120%	20	47	74	100	126	152	179	190
Butt 100%	24	54	83	113	143	173	190	N/A
60	2¼	4¼	6¼	8¼	10½	12½	14½	16½
72	2½	5	7¼	9¾	12	14½	16¾	19¼
84	2¾	5½	8¼	11	13¾	16½	19¼	22
96	3¼	6¼	9¼	12¼	15½	18½	21½	24½
108	3½	7	10¼	13¾	17	20½	23¾	27¼
120	3¾	7½	11¼	15	18¾	22½	26¼	30
132	4¼	8¼	12¼	16¼	20½	24½	28½	32½
144	4½	9	13¼	17¾	22	26½	30¾	35¼
156	4¾	9½	14¼	19	23¾	28½	33¼	38
168	5¼	10¼	15¼	20¼	25½	30½	35½	40½
180	5½	11	16¼	21¾	27	32½	37¾	43¼
192	5¾	11½	17¼	23	28¾	34½	40¼	46
204	6¼	12¼	18¼	24¼	30½	36½	42½	48½
216	6½	13	19¼	25¾	32	38½	44¾	51¼
225	6¾	13½	20	26¾	33¼	40	46½	53¼
Multiplier	1	2	3	4	5	6	7	8

Above charts do not include repeats.
For fabrics with vertical repeat use the following formula:
((fabric vertical repeat x multiplier)/36") + base yardage = total yardage needed

C.O.M. Yardage Requirements: Draperies

Custom Size Draperies

Roll Pleat Draperies—Butt: 118" Seamless Sheers (railroaded up to 104")

Based on a single panel.

Length up to (inches) ↓	Width up to (inches) →								
Butt 120%	20	36	59	81	100	122	145	164	190
Roll Pleat up to 104"	1¾	2¾	4	5½	6¾	8	9½	10¾	12¼

Length up to (inches) ↓	Width up to (inches) →								
Butt 100%	20	37	58	83	100	122	143	164	190
Roll Pleat up to 104"	1½	2½	3½	5	6	7¼	8¼	9½	11

Roll Pleat Draperies—Butt: 118" Seamless Sheers (not railroaded over 104" length)

Based on a single panel.

Length up to (inches) ↓	Width up to (inches) →			
Butt 120%	47	100	145	190
Butt 100%	54	113	164	190
120	3¾	7½	11¼	15
132	4¼	8¼	12¼	16¼
144	4½	9	13¼	17¾
156	4¾	9½	14¼	19
168	5¼	10¼	15¼	20¼
180	5½	11	16¼	21¾
192	5¾	11½	17¼	23
204	6¼	12¼	18¼	24¼
216	6½	13	19¼	25¾
225	6¾	13½	20	26¾
Multiplier	1	2	3	4

C.O.M. Yardage Requirements: Draperies

Custom Size Draperies

Roll Pleat Draperies—Overlap

Standard (non-sheer) Fabrics
Chart assumes a 54" fabric width; contact customer service to calculate other widths.
Pleated styles not available in outdoor fabrics.
Based on a single panel.

Length up to (inches) ↓ / Width up to (inches) →										Banding Inside or Outside (based on a pair)	Trim Inside (based on a pair)
Overlap 120%	17	40	66	89	111	137	160	182	190		
Overlap 100%	20	45	71	100	126	156	181	190	N/A		
60	2¼	4¼	6¼	8¼	10½	12½	14½	16½	18½	2	3¾
72	2½	5	7¼	9¾	12	14½	16¾	19¼	21½	2¼	4¼
84	2¾	5½	8¼	11	13¾	16½	19¼	22	24½	2¾	5
96	3¼	6¼	9¼	12¼	15½	18½	21½	24½	27½	3	5¾
108	3½	7	10¼	13¾	17	20½	23¾	27¼	30½	3¼	6¼
120	3¾	7½	11¼	15	18¾	22½	26¼	30	33½	3¾	7
132	4¼	8¼	12¼	16¼	20½	24½	28½	32½	36½	4	7¾
144	4½	9	13¼	17¾	22	26½	30¾	35¼	39½	4¼	8¼
156	4¾	9½	14¼	19	23¾	28½	33¼	38	42½	4¾	9
168	5¼	10¼	15¼	20¼	25½	30½	35½	40½	45½	5	9¾
180	5½	11	16¼	21¾	27	32½	37¾	43¼	48½	5¼	10¼
192	5¾	11½	17¼	23	28¾	34½	40¼	46	51½	5¾	11
204	6¼	12¼	18¼	24¼	30½	36½	42½	48½	54½	6	11¾
216	6½	13	19¼	25¾	32	38½	44¾	51¼	57½	6¼	12¼
225	6¾	13½	20	26¾	33¼	40	46½	53¼	59¾	6½	12¾
Multiplier	1	2	3	4	5	6	7	8	9		
Trim Bottom Hem	1¾	3½	5	6½	8	9¾	11¼	12¾	14½		

For color blocking: split length of drapery as follows, based on your order and placement, ordering ⅓ and ⅔ or ⅕ and ⅘.

Roll Pleat Draperies—Overlap

Sheers, Laces, and Casement Fabrics
Chart assumes a 60" fabric width; contact customer service to calculate other widths.
Pleated styles not available in outdoor fabrics.
Based on a single panel.

Length up to (inches) ↓ / Width up to (inches) →								
Overlap 120%	21	47	74	100	126	152	179	190
Overlap 100%	24	54	83	113	143	173	190	N/A
60	2¼	4¼	6¼	8¼	10½	12½	14½	16½
72	2½	5	7¼	9¾	12	14½	16¾	19¼
84	2¾	5½	8¼	11	13¾	16½	19¼	22
96	3¼	6¼	9¼	12¼	15½	18½	21½	24½
108	3½	7	10¼	13¾	17	20½	23¾	27¼
120	3¾	7½	11¼	15	18¾	22½	26¼	30
132	4¼	8¼	12¼	16¼	20½	24½	28½	32½
144	4½	9	13¼	17¾	22	26½	30¾	35¼
156	4¾	9½	14¼	19	23¾	28½	33¼	38
168	5¼	10¼	15¼	20¼	25½	30½	35½	40½
180	5½	11	16¼	21¾	27	32½	37¾	43¼
192	5¾	11½	17¼	23	28¾	34½	40¼	46
204	6¼	12¼	18¼	24¼	30½	36½	42½	48½
216	6½	13	19¼	25¾	32	38½	44¾	51¼
225	6¾	13½	20	26¾	33¼	40	46½	53¼
Multiplier	1	2	3	4	5	6	7	8

Above charts do not include repeats.
For fabrics with vertical repeat use the following formula:
((fabric vertical repeat x multiplier)/36") + base yardage = total yardage needed

C.O.M. Yardage Requirements: Draperies

Custom Size Draperies

Roll Pleat Draperies—Overlap: 118" Seamless Sheers (railroaded up to 104")

Based on a single panel.

Length up to (inches) ↓	Width up to (inches) →								
Overlap 120%	21	36	59	81	100	122	145	164	190
Roll Pleat up to 104"	1¾	2¾	4	5½	6¾	8	9½	10¾	12¼

Length up to (inches) ↓	Width up to (inches) →								
Overlap 100%	20	37	58	83	100	122	143	164	190
Roll Pleat up to 104"	1½	2½	3¾	5	6	7¼	8¼	9½	11

Roll Pleat Draperies—Overlap: 118" Seamless Sheers (not railroaded over 104" length)

Based on a single panel.

Length up to (inches) ↓	Width up to (inches) →			
Overlap 120%	47	96	149	190
Overlap 100%	54	109	168	190
120	3¾	7½	11¼	15
132	4¼	8¼	12¼	16¼
144	4½	9	13¼	17¾
156	4¾	9½	14¼	19
168	5¼	10¼	15¼	20¼
180	5½	11	16¼	21¾
192	5¾	11½	17¼	23
204	6¼	12¼	18¼	24¼
216	6½	13	19¼	25¾
225	6¾	13½	20	26¾
Multiplier	1	2	3	4

C.O.M. Yardage Requirements: Draperies

Custom Size Draperies

Grommet, Plain Top[1], Back Tab[1], Tab Top, Wrapped Tab Draperies

Standard (non-sheer) Fabrics
Chart assumes a 54" fabric width; contact customer service to calculate other widths.
Wrapped tab not available in outdoor fabrics.

Length up to (inches) ↓	Width up to (inches) → 27	54	81	108	135	162	189	213	Banding Inside or Outside (based on a pair)	Trim Inside (based on a pair)
17¾" Valance	1¼	2¼	3¼	4¼	5¼	6¼	7¼	8¼	N/A	N/A
60	2¼	4½	6¾	9	11¼	13½	15¾	18	2	3¾
72	2¾	5¼	7¾	10¼	13	15½	18	20½	2¼	4¼
84	3	6	8¾	11¾	14½	17½	20¼	23¼	2¾	5
96	3¼	6½	9¾	13	16¼	19½	22¾	26	3	5¾
108	3¾	7¼	10¾	14¼	18	21½	25	28½	3¼	6¼
120	4	8	11¾	15¾	19½	23½	27¼	31¼	3¾	7
132	4¼	8½	12¾	17	21¼	25½	29¾	34	4	7¾
144	4¾	9¼	13¾	18¼	23	27½	32	36½	4¼	8¼
156	5	10	14¾	19¾	24½	29½	34¼	39¼	4¾	9
168	5¼	10½	15¾	21	26¼	31½	36¾	42	5	9¾
180	5¾	11¼	16¾	22¼	28	33½	39	44½	5¼	10¼
192	6	12	17¾	23¾	29½	35½	41¼	47¼	5¾	11
204	6¼	12½	18¾	25	31¼	37½	43¾	50	6	11¾
216	6¾	13¼	19¾	26¼	33	39½	46	52½	6¼	12¼
225	7	13¾	20½	27¼	34¼	41	47¾	54½	6½	12¾
Multiplier	1	2	3	4	5	6	7	8		
Trim—Drapery or Valance Bottom Hem	2	4	5	7	8	10	11	13		
Add for Back Tab	¼	½	¾	1	1¼	1½	1¾	2		
Add for Classic and Wrapped Tab	¾	1¼	1¾	2¼	2¾	3¼	3¾	4¼		
Add for Wrapped Tab Wrap	¼	½	½	¾	¾	1	1¼	1¼		

Grommet, Plain Top[1], Back Tab[1], Tab Top, Wrapped Tab Draperies

Sheers, Laces, and Casement Fabrics
Chart assumes a 60" fabric width; contact customer service to calculate other widths.
Wrapped tab not available in outdoor fabrics.

Length up to (inches) ↓	Width up to (inches) → 25	48	72	96	120	144	168	192	213
17¾" Valance	1¼	2¼	3¼	4¼	5¼	6¼	7¼	8¼	9¼
60	2¼	4½	6¾	9	11¼	13½	15¾	18	20
72	2¾	5¼	7¾	10¼	13	15½	18	20½	23
84	3	6	8¾	11¾	14½	17½	20¼	23¼	26
96	3¼	6½	9¾	13	16¼	19½	22¾	26	29
108	3¾	7¼	10¾	14¼	18	21½	25	28½	32
120	4	8	11¾	15¾	19½	23½	27¼	31¼	35
132	4¼	8½	12¾	17	21¼	25½	29¾	34	38
144	4¾	9¼	13¾	18¼	23	27½	32	36½	41
156	5	10	14¾	19¾	24½	29½	34¼	39¼	44
168	5¼	10½	15¾	21	26¼	31½	36¾	42	47
180	5¾	11¼	16¾	22¼	28	33½	39	44½	50
192	6	12	17¾	23¾	29½	35½	41¼	47¼	53
204	6¼	12½	18¾	25	31¼	37½	43¾	50	56
216	6¾	13¼	19¾	26¼	33	39½	46	52½	59
225	7	13¾	20½	27¼	34¼	41	47¾	54½	61¼
Multiplier	1	2	3	4	5	6	7	8	9
Add for Back Tab	¼	½	¾	1	1¼	1½	1¾	2	2¼
Add for Classic and Wrapped Tab	¾	1¼	1¾	2¼	2¾	3¼	3¾	4¼	4¾
Add for Wrapped Tab Wrap	¼	½	½	¾	¾	1	1¼	1¼	1½

(1) Valances not available in back tab or plain top styles.

C.O.M. Yardage Requirements: Draperies

Custom Size Draperies

Grommet, Plain Top, Back Tab, Tab Top, Wrapped Tab Draperies— 118" Seamless Sheers (railroaded)

Length up to (inches) ↓ / Width up to (inches) →	18	36	58	80	100	122	144	166	190	213
Grommet and Plain Top, Max Length **98"**	1¾	3	4½	6	7½	9	10½	12	13¾	15¼
Back Tab to **92"**: up to 2¼" Deco Pole	1¾	3	4½	6	7½	9	10½	12	13¾	15¼
Classic Tab to **88"**: up to 2¼" Deco Pole	1¾	3	4½	6	7½	9	10½	12	13¾	15¼
Wrapped Tab to **85"**: up to 2¼" Deco Pole	1¾	3	4½	6	7½	9	10½	12	13¾	15¼
Add for Wrapped Tab Wrap	¼	¼	½	½	¾	¾	¾	1	1	1

Grommet, Plain Top, Back Tab, Tab Top, and Wrapped Tab Draperies— 118" Seamless Sheers (not railroaded)

Length up to (inches) ↓ / Width up to (inches) →	48	96	144	192	213
108	3¾	7¼	10¾	14¼	18
120	4	8	11¾	15¾	19½
132	4¼	8½	12¾	17	21¼
144	4¾	9¼	13¾	18¼	23
156	5	10	14¾	19¾	24½
168	5¼	10½	15¾	21	26¼
180	5¾	11¼	16¾	22¼	28
192	6	12	17¾	23¾	29½
204	6¼	12½	18¾	25	31¼
216	6¾	13¼	19¾	26¼	33
225	7	13¾	20½	27¼	34¼
Multiplier	1	2	3	4	5
Add for Back Tab	¼	½	¾	1	1¼
Add for Classic and Wrapped Tab	¾	1¼	1¾	2¼	2¾
Add for Wrapped Tab Wrap	¼	½	½	¾	¾

C.O.M. Yardage Requirements: Draperies

Rod Pocket Top and Bottom

Sheer Fabrics
Chart assumes a 60" fabric width; contact customer service to calculate other widths. Not available in outdoor fabrics

Length up to (inches) ↓ / Width up to (inches) →	20	40	50
36	1½	3	4¼
48	1¾	3½	5¼
60	2¼	4¼	6¼
72	2½	5	7¼
84	2¾	5½	8¼
96	3¼	6¼	9¼
Multiplier	1	2	3

Above chart does not include repeats.
For fabrics with vertical repeat use the following formula:
((fabric vertical repeat x multiplier)/36") + base yardage = total yardage needed

Tiebacks

Standard (non-sheer) Fabrics
Chart assumes a 54" fabric width; contact customer service to calculate other widths.
Sheer Fabrics—Straight Tiebacks Only
Chart assumes a 60" fabric width; contact customer service to calculate other widths.

Width up to (inches) →	10	20	30	40	50	60	70
Contour	½	½	¾	¾	¾	1¼	1¼
Straight	½	½	¾	¾	¾	1	1
Straight—Sheer	¾	¾	1¼	1¼	1¼	2	2
Multiplier	1	1	2	2	2	3	3
Trim*	¾	1¼	1¾	2½	3	3½	4
Welting*	1	1	1	1	1	1	1

Above chart does not include repeats.
Fabrics with vertical repeat require extra fabric for both the shade and valance, use the following formula:
((fabric vertical repeat x multiplier)/36") = extra yardage required
total yardage = (base yardage + extra yardage) + (valance + extra yardage)

*Trim and welting not available with sheers, laces, casement fabrics, or outdoor fabrics.
Contour tieback not available in sheers, laces, or casement fabrics.

C.O.M. Yardage Requirements: Fabric Shades

Classic Flat Roman

Standard (non-sheer) Fabrics
Chart assumes a 54" fabric width; contact customer service to calculate other widths.
Not available with sheers, laces, casement, or outdoor fabrics.

Length up to (inches) ↓	Width up to (inches) → 48	90	106[1]
36	2	3¾	5¾
48	2¼	4½	6¾
60	2¾	5½	8
72	3¼	6¼	9¼
84	3½	7	10¼
96	4	7¾	11½
108	4¼	8½	12¾
120	4¾	9¼	13¾
Multiplier	1	2	3
Valance	¾	1½	2¼

Relaxed Roman

Standard (non-sheer) Fabrics
Charts assume a 54" fabric width; contact customer service to calculate other widths.
Not available with sheers, laces, casement, or outdoor fabrics.

Length up to (inches) ↓	Width up to (inches) → 48	90	106[1]	Edge Banding
36	2¼	4¼	6¼	2¼
48	2½	4¾	7¼	2½
60	2¾	5½	8¼	2¾
72	3¼	6¼	9¼	3¼
84	3½	6¾	10¼	3½
96	3¾	7½	11¼	3¾
108	4¼	8¼	12¼	4¼
120	4½	8¾	13¼	4½
Multiplier	1	2	3	1
Valance	¾	1½	2¼	¾

Seamless Roman

Standard (non-sheer) Fabrics
Charts assume a 54" fabric width; contact customer service to calculate other widths.
Not available with sheers, laces, casement, or outdoor fabrics.

Length up to (inches) ↓	Width up to (inches) → 48	90	106[1]	Edge Banding
36	1¾	3¼	4¾	1¾
48	2	3¾	5¾	2
60	2¼	4½	6¾	2¼
72	2¾	5¼	7¾	2¾
84	3	5¾	8¾	3
96	3¼	6½	9¾	3¼
108	3¾	7¼	10¾	3¾
120	4	7¾	11¾	4
Multiplier	1	2	3	1
Valance	¾	1½	2¼	¾

Above charts do not include repeats.
Fabrics with vertical repeat require extra fabric for both the shade and valance, use the following formula:
((fabric vertical repeat x multiplier)/36") = extra yardage required
total yardage = (base yardage + extra yardage) + (valance + extra yardage)

(1) For multiple shades on one headrail, order yardage based on individual shade sizes.

C.O.M. Yardage Requirements: Fabric Shades

Looped Roman

Standard (non-sheer) Fabrics
Chart assumes a 54" fabric width; contact customer service to calculate other widths.
Not available with sheers, laces, casement, or outdoor fabrics.

Length up to (inches) ↓ / Width up to (inches) →	48	90	106[1]
36	2¼	4½	6¾
48	3	5¾	8½
60	3½	6¾	10¼
72	4	8	11¾
84	4½	9	13½
96	5¼	10¼	15¼
103	5¾	11¼	16¾
Multiplier	1	2	3
Valance	¾	1½	2¼

(1) For multiple shades on one headrail, order yardage based on individual shade sizes.

Balloon

Standard (non-sheer) Fabrics
Chart assumes a 54" fabric width; contact customer service to calculate other widths.
Not available with sheers, laces, casement, or outdoor fabrics.

Length up to (inches) ↓ / Width up to (inches) →	26	48	69	90
36	1¾	3½	5	6¾
48	2¼	4	6	8
60	2½	4¾	7	9¼
72	2¾	5½	8	10¾
84	3¼	6	9	12
96	3½	6¾	10	13¼
103	3¾	7½	11	14¾
Multiplier	1	2	3	4

Above chart does not include repeats.
Fabrics with vertical repeat require extra fabric for both the shade and valance, use the following formula:
((fabric vertical repeat x multiplier)/36") = extra yardage required
total yardage = (base yardage + extra yardage) + (valance + extra yardage)

C.O.M. Yardage Requirements: Cornices

Premium Fabric-Wrapped Cornices

Straight Cut
Not available with sheers, laces, casement, or outdoor fabrics.

Width up to (inches) →	64	120	174	190
All Styles—6" to 10" Length	1½	2¼	3	3¾
All Styles—11" to 21" Length	2¼	3¼	4¼	5¼
Self or Contrast Welting—Add	1	1½	2	2¼
HR > 20", Add	¾	¾	¾	¾
Multiplier	2	3	4	5

Fabric Railroaded—Fabric is Rotated 90°
Not available with sheers, laces, casement, or outdoor fabrics.
When selecting to railroad fabric consider pattern direction, scale, and repeat.
Patterns should have no or minimal repeat.

Single Cut

Width up to (inches) →	36	64	120	174	190
All Fabrics to 21" Length	2¼	3	4½	6	6½
Self or Contrast Welting—Add	1	1	1½	2	2¼
HR Multiplier	N/A	1	1	1	1

Side by Side Cut
Two cornices cut side by side based on parameters below.
Patterns will not be centered.
Patterns should have no or minimal repeat.

Width up to (inches) →	36	64	120	174	190
All Styles up to 13" Length with Maximum 4" Return or Dust Cover	2¼	3	4½	6	6½
All Styles up to 11" Length with Maximum 8" Return or Dust Cover	2¼	3	4½	6	6½
Self or Contrast Welting—Add	1	1	1½	2	2¼
HR Multiplier	1	1	1	1	1

Options—Straight Cut and Fabric Railroaded

Width up to (inches) →	36[1]	64	120	174	190
Cording Trim	4½	6	9	12	13

(1) 36" only applies to railroaded cornices.

Above charts do not include repeats.
Fabrics with vertical repeat require extra fabric for both the shade and valance, use the following formula:
((fabric vertical repeat x multiplier)/36") = extra yardage required

For fabrics with horizontal repeat greater than 20" add 1 yard of primary fabric

HR Multiplier
Railroaded fabrics with horizontal repeat require extra fabric using the following formula:
((fabric horizontal repeat x multiplier)/36") = extra yardage required

C.O.M. Yardage Requirements: Cornices

Fabric-Wrapped Cornices

Straight Cut
Not available with sheers, laces, casement, or outdoor fabrics.

Straight, Contour, Traditional

Width up to (inches) →	72	126	144
All Styles	1	1½	2
Self or Contrast Welting—Add	¾	1	1¼
HR > 20", Add	½	½	½
Multiplier	2	3	4

Curved

Width up to (inches) →	72	126	144
Primary Fabric	1	1½	2
Contrast Fabric	½	¾	1
Cording Trim	5	8	9
HR > 20", Add	½	½	½
Multiplier	2	3	4

Fabric Railroaded—Fabric is Rotated 90°
Not available with sheers, laces, casement, or outdoor fabrics.
When selecting to railroad fabric consider pattern direction, scale, and repeat.
Patterns should have no or minimal repeat.

Single Cut

Straight, Contour, Traditional

Width up to (inches) →	36	72	126	144
All Fabrics, All Lengths	2	3	4½	5
Contrast Welting—Add	1	1	1½	2
HR Multiplier	1	1	1	1

Curved

Width up to (inches) →	36	72	126	144
Primary Fabric	2	3	4½	5
Contrast Fabric	2	3	4½	5
Cording Trim	3	5	8	9
HR Multiplier	1	1	1	1

Side by Side Cut
Up to two cornices cut side by side for straight, contour, and traditional styles.
Up to three cornices cut side by side for curved styles.
Patterns will not be centered.
Patterns should have no or minimal repeat.

Straight, Contour, Traditional

Width up to (inches) →	36	72	126	144
All Styles, All Lengths—Includes Welting	2	3	4½	5
Contrast Welting—Bias Cut	1	1	1½	2
HR Multiplier	1	1	1	1

Curved

Width up to (inches) →	36	72	126	144
Primary Fabric	2	3	4½	5
Contrast Fabric	2	3	4½	5
Cording Trim	3	5	8	9
HR Multiplier	1	1	1	1

Above charts do not include repeats.
Fabrics with vertical repeat require extra fabric for both the shade and valance, use the following formula:
((fabric vertical repeat x multiplier)/36") = extra yardage required

For fabrics with horizontal repeat greater than 20" add 1 yard of primary fabric

HR Multiplier
Railroaded fabrics with horizontal repeat require extra fabric using the following formula:
((fabric horizontal repeat x multiplier)/36") = extra yardage required

C.O.M. Yardage Requirements: Swag and Cascades

Traditional Swag and Cascade

Standard (non-sheer) Fabrics*
Chart assumes a 54" fabric width; contact customer service to calculate other widths.
Not available with sheers, laces, casement, or outdoor fabrics.

Number of Swags	1	2	3	4	5	6	7	8	9
Width up to (inches) →	42	71	96	120	144	168	192	216	240
Swag Only	2	4	5¾	7¾	9¾	11½	13½	15½	17½
Swags with Self Lined Cascade	6¾	8½	10¼	12	14	15¾	17½	19¼	21¼
Swags with Contrast Lined Cascade, Face Fabric	4¼	6	8	9¾	11½	13¼	15¼	17	18¾
Contrast Lined Cascade, Contrast Fabric	2½	2½	2½	2½	2½	2½	2½	2½	2½
For 63" Cascade Add:									
Swags with Self Lined Cascade	3	3	3	3	3	3	3	3	3
Swags with Contrast Lined Cascade, Face Fabric	1½	1½	1½	1½	1½	1½	1½	1½	1½
Contrast Lined Cascade, Contrast Fabric	1½	1½	1½	1½	1½	1½	1½	1½	1½
For 84" Cascade Add:									
Swags with Self Lined Cascade	5½	5½	5½	5½	5½	5½	5½	5½	5½
Swags with Contrast Lined Cascade, Face Fabric	2¾	2¾	2¾	2¾	2¾	2¾	2¾	2¾	2¾
Contrast Lined Cascade, Contrast Fabric	2¾	2¾	2¾	2¾	2¾	2¾	2¾	2¾	2¾
All Lengths:									
Swag Banding	1¾	3¼	4¾	6½	8	10	11¼	12¾	14¼
Swag Trim	2	4	6	8	10	12	14	16	18
Cascade Trim	6	6	6	6	6	6	6	6	6
Contrast Welting	¼	½	½	¾	1	1	1¼	1½	1½
Multiplier	3	4	5	6	7	8	9	10	11

Above chart does not include repeats.
For fabrics with vertical repeat use the following formula:
((fabric vertical repeat x multiplier)/36") + base yardage = total yardage needed

For fabrics with horizontal repeat greater than 12" add 1 yard of primary fabric

*Styles not available in sheers, laces, or casement fabrics.

C.O.M. Yardage Requirements: Swag and Cascades

Pole Swag and Cascade

Standard (non-sheer) Fabrics*
Chart assumes a 54" fabric width; contact customer service to calculate other widths.
Not available with sheers, laces, casement, or outdoor fabrics.

Number of Swags	1	2	3	4	5	6	7	8	9
Width up to (inches) →	42	71	96	120	144	168	192	216	240
Swags with Self Lined Cascade	6¾	8½	10¼	12	14	15¾	17½	19¼	21
Swags with Contrast Lined Cascade, Face Fabric	4½	6	8	9¾	11½	13¼	15	17	19¾
Contrast Lined Cascade, Contrast Fabric	2½	2½	2½	2½	2½	2½	2½	2½	2½
For 63" Cascade Add:									
Swags with Self Lined Cascade	3	3	3	3	3	3	3	3	3
Swags with Contrast Lined Cascade, Face Fabric	1½	1½	1½	1½	1½	1½	1½	1½	1½
Contrast Lined Cascade, Contrast Fabric	1½	1½	1½	1½	1½	1½	1½	1½	1½
For 84" Cascade Add:									
Swags with Self Lined Cascade	6¾	6¾	6¾	6¾	6¾	6¾	6¾	6¾	6¾
Swags with Contrast Lined Cascade, Face Fabric	3½	3½	3½	3½	3½	3½	3½	3½	3½
Contrast Lined Cascade, Contrast Fabric	3½	3½	3½	3½	3½	3½	3½	3½	3½
All Lengths:									
Swag Banding	1½	3	4¼	5¾	7	8½	9¾	11¼	12½
Swag Trim	2	4	6	8	10	12	14	16	18
Cascade Trim	6	6	6	6	6	6	6	6	6
Multiplier	3	4	5	6	7	8	9	10	11

Above chart does not include repeats.
For fabrics with vertical repeat use the following formula:
((fabric vertical repeat x multiplier)/36") + base yardage = total yardage needed

For fabrics with horizontal repeat greater than 12" add 1 yard of primary fabric

*Styles not available in sheers, laces, or casement fabrics.

C.O.M. Yardage Requirements: Swag and Cascades

Tailored Arch

Standard (non-sheer) Fabrics*
Chart assumes a 54" fabric width; contact customer service to calculate other widths.
Not available with sheers, laces, casement, or outdoor fabrics.

Width up to (inches) →	60	82	104	126	148	170	192	214	240
Self Lined	7¾	9¾	11½	13¼	15¼	17	18¾	20¾	22½
Contrast Lined: Face Fabric	4	5	5¾	6¾	7¾	8½	9½	10½	11¼
Contrast Lined: Lining Fabric	4	5	5¾	6¾	7¾	8½	9½	10½	11¼
Multiplier—Face Fabric	3	4	5	6	7	8	9	10	11

Rod Pocket Swag and Cascade

Standard (non-sheer) Fabrics*
Chart assumes a 54" fabric width; contact customer service to calculate other widths.
Not available with sheers, laces, casement, or outdoor fabrics.

Number of Swags	1	2	3	4	5	6	7	8	9
Width up to (inches) →	54	78	102	126	150	174	198	222	240
Swags with Self Lined Cascade	4¾	7	9¼	11½	13½	15¾	18	20¼	22½
Swags with Contrast Lined Cascade, Face Fabric	3½	5¾	8	10¼	12½	14¾	17	19	21¼
Contrast Lined Cascade, Contrast Fabric	1¼	1¼	1¼	1¼	1¼	1¼	1¼	1¼	1¼
For 63" Cascade Add:									
Swags with Self Lined Cascade	1½	1½	1½	1½	1½	1½	1½	1½	1½
Swags with Contrast Lined Cascade, Face Fabric	1	1	1	1	1	1	1	1	1
Contrast Lined Cascade, Contrast Fabric	1	1	1	1	1	1	1	1	1
All Lengths:									
Swag Trim	1½	3	4¼	5½	6¾	8¼	9½	11	12¼
Cascade Trim	4	4	4	4	4	4	4	4	4
Multiplier	2	3	4	5	6	7	8	9	10

Above charts do not include repeats.
For fabrics with vertical repeat use the following formula:
((fabric vertical repeat x multiplier)/36") + base yardage = total yardage needed

For fabrics with horizontal repeat greater than 12" add 1 yard of primary fabric

*Styles not available in sheers, laces, or casement fabrics.

C.O.M. Yardage Requirements: Swag and Cascades

Rod Pocket Insert and Cascade

Standard (non-sheer) Fabrics*
Chart assumes a 54" fabric width; contact customer service to calculate other widths.
Not available with sheers, laces, casement, or outdoor fabrics.

Width up to (inches) →	54	78	102	126	150	174	198	222	240
Insert with Self Lined Cascade	3½	4¼	5¼	6¼	7	8	9	9¾	10¾
Insert with Contrast Lined Cascade, Face Fabric	2¼	3¼	4	5	6	6¾	7¾	8¾	9½
Contrast Lined Cascade, Contrast Fabric	1¼	1¼	1¼	1¼	1¼	1¼	1¼	1¼	1¼
For 63" Cascade Add:									
Insert with Self Lined Cascade	1½	1½	1½	1½	1½	1½	1½	1½	1½
Insert with Contrast Lined Cascade, Face Fabric	1	1	1	1	1	1	1	1	1
Contrast Lined Cascade, Contrast Fabric	1	1	1	1	1	1	1	1	1
All Lengths:									
Insert Trim	1¾	3¾	4¾	6¼	7¾	9¼	11	12½	14
Multiplier	2	3	4	5	6	7	8	9	10

Above charts do not include repeats (see formula at bottom of page for fabrics with repeats).

Pole Scarf

Standard (non-sheer) Fabrics*
Chart assumes a 54" fabric width; contact customer service to calculate other widths.
Not available with sheers, laces, casement, or outdoor fabrics.

Width up to (inches) →	126	216	288	360
Self Lined	7	12	16	20
Trim—2 Short Sides	½	½	½	½
Trim—3 Sides	6¾	9½	11½	13½
60" Sheer—Unlined	3½	6	8	10

For fabrics with vertical repeat use the following formula:
((fabric vertical repeat x multiplier)/36") + base yardage = total yardage needed

For fabrics with horizontal repeat greater than 12" add 1 yard of primary fabric

*Styles not available in sheers, laces, or casement fabrics.

C.O.M. Yardage Requirements: Board-Mounted Valances

Inverted Box Pleat

Standard (non-sheer) Fabrics*
Chart assumes a 54" fabric width; contact customer service to calculate other widths.
Not available with sheers, laces, casement, or outdoor fabrics.

Length up to (inches) ↓	Width up to (inches) → 44	88	132	176	220	240
12	2¾	4¼	6	7¾	9½	10¼
15	3	4¾	6¾	8½	10¼	11¼
18	3¼	5¼	7¼	9¼	11¼	12¼
21	3½	5½	7¾	10	12¼	13¼
24	3¾	6	8½	10¾	13	14¼
27	4	6½	9	11½	14	15¼
Multiplier—Face Fabric	3	5	7	9	11	12
Contrast Options						
Contrast Kick Pleat—12", 15", 18" Length	1½	2¼	3	4¼	5	5
Contrast Kick Pleat—21", 24", 27" Length	2	3	4	5¾	6¾	7¾
Multiplier—Contrast Kick Pleat	2	3	4	6	7	7
Contrast Banding	¾	1	1½	1¾	2¼	2½
Multiplier—Contrast Banding	3	5	7	9	11	12
Contrast Welting	½	½	½	¾	¾	¾

Soft Fold

Standard (non-sheer) Fabrics*
Chart assumes a 54" fabric width; contact customer service to calculate other widths.
Not available with sheers, laces, casement, or outdoor fabrics.

Length up to (inches) ↓	Width up to (inches) → 38	90	140	200	240	Stirrups or Ties Self or Contrast Fabric
12	3¼	4¼	5¼	6¼	7¼	¾
15	3¾	5	6¼	7½	8¾	1
18	3¾	5¼	6¾	8¼	9¾	1
21	4¼	6	7¾	9½	11¼	1
24	4¾	6¾	8¾	10¾	12¾	1¼
27	5¼	7½	9¾	12	14¼	1¼
Multiplier	2	3	4	5	6	1
Contrast Welting	½	½	¾	¾	1	N/A

Above chart does not include repeats.
For fabrics with vertical repeat use the following formula:
((fabric vertical repeat x multiplier)/36") + base yardage = total yardage needed

*Styles not available in sheers, laces, or casement fabrics.

C.O.M. Yardage Requirements: Board-Mounted Valances

Formal (base styles do not include decorative accents)

Standard (non-sheer) Fabrics*
Chart assumes a 54" fabric width; contact customer service to calculate other widths.
Not available with sheers, laces, casement, or outdoor fabrics.

Length up to (inches) ↓	Width up to (inches) →									
	47	68	90	112	134	156	178	200	222	240
12	3¼	4¼	4¼	5¾	5¾	7	7	8¼	8½	9¾
15	3½	4¾	4¾	6¼	6¼	7¾	7¾	9	9	10½
18	4	5½	5½	7	7	8¾	8¾	10¼	10¼	12
21	4¼	6¼	6¼	8	8	9¾	9¾	11½	11½	13½
24	4¾	6¾	6¾	8¾	8¾	10¾	10¾	12¾	12¾	14¾
27	5¼	7½	7½	9¾	9¾	12	12	14	14	16¼
Multiplier	2	3	3	4	4	5	5	6	6	7
Contrast Welting	½	½	½	½	½	¾	¾	¾	¾	¾

Tailored Scallop and Tailored Flat (base styles do not include decorative accents)

Standard (non-sheer) Fabrics*
Chart assumes a 54" fabric width; contact customer service to calculate other widths.
Not available with sheers, laces, casement, or outdoor fabrics.

Length up to (inches) ↓	Width up to (inches) →									
	47	68	90	112	134	156	178	200	222	240
12	1¾	2¾	2¾	3½	3½	4½	4½	5¼	5¼	6¼
15	2	3	3	4	4	4¾	4¾	5¾	5¾	6¾
18	2¼	3¼	3¼	4¼	4¼	5¼	5¼	6¼	6¼	7¼
21	2¼	3½	3½	4½	4½	5¾	5¾	6¾	6¾	8
24	2½	3¾	3¾	5	5	6	6	7¼	7¼	8½
27	2¾	4	4	5¼	5¼	6½	6½	7¾	7¾	9
Multiplier	2	3	3	4	4	5	5	6	6	7
Contrast Welting	½	½	½	½	½	¾	¾	¾	¾	¾
Contrast Banding—Tailored Flat Only	½	¾	¾	1	1	1	1	1¼	1¼	1½

Above chart does not include repeats.
For fabrics with vertical repeat use the following formula:
((fabric vertical repeat x multiplier)/36") + base yardage = total yardage needed

*Styles not available in sheers, laces, or casement fabrics.

C.O.M. Yardage Requirements: Board-Mounted Valances

Decorative Accents: Self or Contrast Accents

Standard (non-sheer) Fabrics*
Chart assumes a 54" fabric width; contact customer service to calculate other widths.
Not available with sheers, laces, casement, or outdoor fabrics.

Width up to (inches) →	47	68	90	112	134	156	178	200	222	240
Ascot, Reverse Ascot, Double Reverse Ascot, Reverse Bell, Double Stack, Reverse Double Stack, Necktie, Reverse Necktie										
12", 15", 18" Length	1½	2¼	3	3	3½	4¼	4¼	5	5¾	5¾
21", 24", 27" Length	2	3	4	4	4¾	5¾	5¾	6¾	7¾	7¾
Multiplier	2	3	4	4	5	6	6	7	8	8
Double Necktie										
12", 15", 18" Length	3¼	4¾	6¼	6¼	8	9½	9½	11	12½	12½
21", 24", 27" Length	4¼	6¼	8¼	8¼	10½	12½	12½	14½	16½	16½
Multiplier	2	3	4	4	5	6	6	7	8	8
Stirrup										
12", 15", 18" Length	1	1	1	1	1¾	1¾	1¾	1¾	1¾	1¾
21", 24", 27" Length	1¼	1¼	1¼	1¼	2¼	2¼	2¼	2¼	2¼	2¼
Multiplier	1	1	1	1	2	2	2	2	2	2
Tie										
12", 15", 18" Length	1	2	2	2	2¾	2¾	2¾	3¾	3¾	3¾
21", 24", 27" Length	1¼	2½	2½	2½	3½	3½	3½	4¾	4¾	4¾
Multiplier	1	2	2	2	3	3	3	4	4	4
Kick Pleat										
12", 15", 18" Length	¾	¾	1½	1½	1½	1½	2¼	2¼	2¼	2¼
21", 24", 27" Length	1	1	2	2	2	2	3	3	3	3
Multiplier	1	1	2	2	2	2	3	3	3	3

Above charts do not include repeats (see formula at bottom of page for fabrics with repeats).
For fabrics with vertical repeat use the following formula:
((fabric vertical repeat x multiplier)/36") + base yardage = total yardage needed

*Styles not available in sheers, laces, or casement fabrics.

C.O.M. Yardage Requirements: Board-Mounted Valances

Decorative Accents: Inside Contrast with Self Accents

Standard (non-sheer) Fabrics*
Chart assumes a 54" fabric width; contact customer service to calculate other widths.
Not available with sheers, laces, casement, or outdoor fabrics.

Width up to (inches) →	47	68	90	112	134	156	178	200	222	240
Reverse Ascot, Double Reverse Ascot, Reverse Bell, Reverse Necktie										
Primary Fabric—12", 15", 18" Length	¾	1½	1½	1½	2¼	2¼	2¼	3	3	3
Contrast Fabric—12", 15", 18" Length	¾	1½	1½	1½	2¼	2¼	2¼	3	3	3
Primary Fabric—21", 24", 27" Length	1	2	2	2	3	3	3	4	4	4
Contrast Fabric—21", 24", 27" Length	1	2	2	2	3	3	3	4	4	4
Multiplier—Primary and Contrast Fabrics	1	2	2	2	3	3	3	4	4	4
Double Necktie										
Primary Fabric—12", 15", 18" Length	1	1¾	1¾	1¾	2½	2½	2½	3¼	3¼	3¼
Contrast Fabric—12", 15", 18" Length	1	1¾	1¾	1¾	2½	2½	2½	3¼	3¼	3¼
Primary Fabric—21", 24", 27" Length	1¼	2¼	2¼	2¼	3¼	3¼	3¼	4¼	4¼	4¼
Contrast Fabric—21", 24", 27" Length	1¼	2¼	2¼	2¼	3¼	3¼	3¼	4¼	4¼	4¼
Multiplier—Primary and Contrast Fabrics	1	2	2	2	3	3	3	4	4	4

Above charts do not include repeats (see formula at bottom of page for fabrics with repeats).
For fabrics with vertical repeat use the following formula:
((fabric vertical repeat x multiplier)/36") + base yardage = total yardage needed

*Styles not available in sheers, laces, or casement fabrics.

C.O.M. Yardage Requirements: Pillows

Accent Pillows

Standard (Non-Sheer) Fabrics*
Chart assumes a 54" fabric width; contact customer service to calculate other widths.
Not available with sheers, laces, casement, or outdoor fabrics.

	Square			Rectangle	
	16" x 16"	20" x 20"	22" x 22"	12" x 16"	16" x 20"
Pillow with Plain Edge	¾	¾	¾	¾	¾
Welting (Self or Contrast)	1	1	1	1	1
Trim Yards	2	2½	2¾	1¾	2¼
Multiplier	1	1	1	1	1

Above charts do not include repeats (see formula at bottom of page for fabrics with repeats).
For fabrics with vertical repeat use the following formula:
((fabric vertical repeat x multiplier)/36") + base yardage = total yardage needed

*Styles not available in sheers, laces, or casement fabrics.

GRABER®

PRICE GROUPS & OPTIONS PRICING

Drapery, Fabric Shades, and Top Treatments

Designer US List — Effective January 2026

Draperies

PRICE GROUP A: Custom Size Draperies

Width up to inches (cm) →

Height up to inches (cm) ↓	23" (58.5)	45" (114.3)	66" (167.7)	83" (210.9)	104" (264.2)	126" (320.1)	148" (376)	169" (429.3)	191" (485.2)	213" (541.1)
17 3/4" (43.2) Valance*	226	307	374	418	475	560	760	958	1157	1356
60" (152.4)	533	656	768	873	1140	1329	1553	1776	2057	2333
72" (182.9)	571	694	818	971	1255	1489	1737	1973	2168	2450
84" (213.4)	614	741	909	1068	1330	1638	1924	2196	2396	2691
96" (243.9)	656	777	971	1138	1397	1749	2020	2318	2514	2803
120" (304.8)	747	871	1133	1255	1563	1921	2231	2552	2861	3166
144" (365.8)	889	1066	1353	1548	1907	2290	2667	3033	3374	3706
162" (411.5)	907	1111	1424	1642	2028	2431	2835	3231	3589	3946
180" (457.2)	930	1153	1490	1738	2147	2572	2997	3418	3801	4184
198" (503)	949	1197	1561	1832	2268	2714	3167	3611	4016	4423
225" (571.5)	970	1243	1625	1929	2383	2860	3336	3800	4233	4661

* Valance not available in back tab or roll pleat styles.

NOTE: Pricing for 118" (299.8 cm) or greater fabrics starts at 96" (243.9 cm) length (indicated by heavy, solid line)

PRICE GROUP B: Custom Size Draperies

Width up to inches (cm) →

Height up to inches (cm) ↓	23" (58.5)	45" (114.3)	66" (167.7)	83" (210.9)	104" (264.2)	126" (320.1)	148" (376)	169" (429.3)	191" (485.2)	213" (541.1)
17 3/4" (43.2) Valance*	291	394	477	533	609	716	973	1226	1480	1737
60" (152.4)	669	864	1011	1152	1501	1733	2216	2537	2937	3333
72" (182.9)	715	912	1074	1279	1651	1906	2431	2769	3095	3499
84" (213.4)	772	976	1198	1407	1755	2098	2695	3081	3359	3769
96" (243.9)	823	1073	1337	1568	1931	2347	2831	3247	3522	3933
120" (304.8)	938	1203	1563	1731	2156	2572	3128	3577	4008	4438
144" (365.8)	1032	1364	1731	1979	2440	2932	3567	4062	4511	4961
162" (411.5)	1214	1483	1901	2196	2710	3253	3795	4320	4799	5279
180" (457.2)	1242	1543	1994	2327	2873	3442	4010	4575	5087	5601
198" (503)	1268	1601	2085	2447	3031	3631	4238	4827	5372	5920
225" (571.5)	1296	1661	2175	2579	3189	3826	4462	5081	5663	6234

* Valance not available in back tab or roll pleat styles.

NOTE: Pricing for 118" (299.8 cm) or greater fabrics starts at 96" (243.9 cm) length (indicated by heavy, solid line)

PRICE GROUP C: Custom Size Draperies

Width up to inches (cm) →

Height up to inches (cm) ↓	23" (58.5)	45" (114.3)	66" (167.7)	83" (210.9)	104" (264.2)	126" (320.1)	148" (376)	169" (429.3)	191" (485.2)	213" (541.1)
17 3/4" (43.2) Valance*	350	475	578	645	735	868	1176	1482	1792	2101
60" (152.4)	807	1144	1341	1526	1986	2295	2685	3070	3553	4032
72" (182.9)	866	1209	1427	1697	2187	2527	2941	3350	3747	4233
84" (213.4)	935	1294	1588	1868	2326	2777	3261	3725	4065	4557
96" (243.9)	1043	1360	1697	1983	2441	2969	3423	3931	4261	4757
120" (304.8)	1191	1519	1974	2187	2729	3253	3786	4324	4853	5367
144" (365.8)	1312	1729	2187	2503	3087	3707	4316	4913	5459	6001
162" (411.5)	1468	1798	2300	2660	3279	3938	4589	5230	5812	6389
180" (457.2)	1502	1868	2412	2814	3477	4341	5056	5767	6412	7058
198" (503)	1534	1936	2526	2965	3667	4578	5342	6083	6772	7462
225" (571.5)	1571	2010	2630	3120	3859	4823	5622	6407	7137	7857

* Valance not available in back tab or roll pleat styles.

NOTE: Pricing for 118" (299.8 cm) or greater fabrics starts at 96" (243.9 cm) length (indicated by heavy, solid line)

PRICE GROUP D: Custom Size Draperies

Width up to inches (cm) →

Height up to inches (cm) ↓	23" (58.5)	45" (114.3)	66" (167.7)	83" (210.9)	104" (264.2)	126" (320.1)	148" (376)	169" (429.3)	191" (485.2)	213" (541.1)
17 3/4" (43.2) Valance*	423	576	698	780	891	1049	1422	1797	2168	2539
60" (152.4)	995	1324	1551	1766	2296	2856	3341	3819	4417	5012
72" (182.9)	1067	1531	1807	2050	2762	3057	3560	4053	4663	5267
84" (213.4)	1153	1639	1920	2257	2935	3361	3945	4505	5140	5766
96" (243.9)	1286	1725	2050	2400	3083	3593	4141	4755	5388	6018
120" (304.8)	1471	1927	2391	2647	3444	4108	4779	5459	6127	6776
144" (365.8)	1615	2183	2647	3030	3733	4486	5220	5947	6607	7258
162" (411.5)	1808	2273	2784	3214	3972	4963	5782	6591	7321	8053
180" (457.2)	1851	2363	2915	3405	4206	5248	6117	6977	7755	8541
198" (503)	1894	2450	3057	3586	4441	5539	6462	7362	8194	9027
225" (571.5)	1934	2539	3181	3775	4672	5835	6803	7753	8638	9506

* Valance not available in back tab or roll pleat styles.

NOTE: Pricing for 118" (299.8 cm) or greater fabrics starts at 96" (243.9 cm) length (indicated by heavy, solid line)

PRICE GROUP E: Custom Size Draperies

Height up to inches (cm) ↓ / Width up to inches (cm) →	23" (58.5)	45" (114.3)	66" (167.7)	83" (210.9)	104" (264.2)	126" (320.1)	148" (376)	169" (429.3)	191" (485.2)	213" (541.1)
17 3/4" (43.2) Valance*	554	755	913	1021	1170	1375	1862	2351	2838	3328
60" (152.4)	1303	1896	2224	2531	3293	3739	4373	5005	5784	6569
72" (182.9)	1395	2003	2369	2685	3619	4003	4664	5312	6105	6899
84" (213.4)	1509	2148	2516	2956	3847	4403	5169	5908	6735	7553
96" (243.9)	1684	2256	2685	3144	4038	4710	5423	6228	7059	7882
120" (304.8)	1926	2525	3131	3470	4511	5383	6258	7153	8025	8875
144" (365.8)	2116	2861	3470	3967	4890	5878	6839	7786	8654	9508
162" (411.5)	2373	2976	3643	4214	5202	6500	7576	8634	9590	10549
180" (457.2)	2426	3093	3820	4459	5507	6879	8018	9140	10155	11186
198" (503)	2478	3209	4002	4697	5814	7257	8469	9644	10733	11827
225" (571.5)	2533	3330	4170	4946	6116	7647	8910	10153	11313	12453

* Valance not available in back tab or roll pleat styles.

NOTE: Pricing for 118" (299.8 cm) or greater fabrics starts at 96" (243.9 cm) length (indicated by heavy, solid line)

PRICE GROUP F: Custom Size Draperies

Height up to inches (cm) ↓ / Width up to inches (cm) →	23" (58.5)	45" (114.3)	66" (167.7)	83" (210.9)	104" (264.2)	126" (320.1)	148" (376)	169" (429.3)	191" (485.2)	213" (541.1)
17 3/4" (43.2) Valance*	669	912	1106	1236	1412	1664	2253	2848	3433	4028
60" (152.4)	1576	2295	2693	3063	3984	4525	5290	6054	6999	7948
72" (182.9)	1689	2423	2865	3246	4378	4843	5643	6423	7388	8346
84" (213.4)	1826	2596	3041	3577	4651	5327	6254	7141	8146	9141
96" (243.9)	2037	2733	3246	3804	4888	5697	6564	7536	8542	9537
120" (304.8)	2331	3053	3788	4197	5462	6513	7576	8654	9708	10738
144" (365.8)	2562	3461	4197	4799	5919	7111	8273	9421	10473	11505
162" (411.5)	2868	3600	4408	5097	6294	7865	9166	10444	11604	12760
180" (457.2)	2934	3739	4623	5395	6667	8325	9700	11057	12291	13535
198" (503)	2997	3883	4841	5684	7033	8778	10245	11670	12987	14312
225" (571.5)	3068	4029	5043	5984	7401	9253	10785	12285	13688	15070

* Valance not available in back tab or roll pleat styles.

NOTE: Pricing for 118" (299.8 cm) or greater fabrics starts at 96" (243.9 cm) length (indicated by heavy, solid line)

Customer's Own Material (C.O.M.) Labor Only: Custom Size Draperies

Height up to inches (cm) ↓ / Width up to inches (cm) →	23" (58.5)	45" (114.3)	66" (167.7)	83" (210.9)	104" (264.2)	126" (320.1)	148" (376)	169" (429.3)	191" (485.2)	213" (541.1)
17 3/4" (43.2) Valance*	211	289	348	387	444	523	707	891	1078	1262
60" (152.4)	488	599	701	798	992	1179	1376	1573	1821	2066
72" (182.9)	521	633	745	883	1093	1318	1538	1748	1920	2172
84" (213.4)	561	709	831	975	1213	1450	1703	1945	2122	2275
96" (243.9)	599	742	883	1036	1277	1551	1787	2051	2224	2485
120" (304.8)	683	833	1034	1144	1426	1702	1974	2258	2534	2680
144" (365.8)	748	942	1144	1307	1612	1935	2253	2566	2851	3134
162" (411.5)	882	1080	1324	1529	1711	2057	2397	2733	3033	3337
180" (457.2)	944	1176	1448	1689	1814	2268	2642	3012	3349	3687
198" (503)	1010	1215	1515	1781	2109	2629	3068	3337	3713	4091
225" (571.5)	1032	1263	1581	1876	2318	2897	3379	3849	4286	4719

* Valance not available in back tab or roll pleat styles.

NOTE: Pricing for 118" (299.8 cm) or greater fabrics starts at 96" (243.9 cm) length (indicated by heavy, solid line)

Decorative Panels

Pinch pleat, back tab, grommet top, and rod pocket styles only. Price is per panel and includes standard lining.

Price Group	A		B		C	
Decorative Panel Width**	1W	2W	1W	2W	1W	2W
Length up to inches (cm) 60" (152.4)	259	437	332	534	402	743
72" (182.9)	285	525	369	674	431	848
84" (213.4)	327	543	401	693	466	917
96" (243.9)	392	664	464	849	517	1076
120" (304.8)	400	674	510	863	654	1193
144" (365.8)	488	856	607	1096	789	1326
162" (411.5)	527	906	657	1160	852	1465
180" (457.2)	520	903	693	1176	927	1600
198" (503)	544	981	699	1255	908	1742
225" (571.5)	596	1056	762	1376	1064	1872

Price Group	D		E		F	
Decorative Panel Width**	1W	2W	1W	2W	1W	2W
Length up to inches (cm) 60" (152.4)	509	942	656	1156	771	1428
72" (182.9)	583	1074	701	1257	826	1627
84" (213.4)	620	1162	800	1391	895	1761
96" (243.9)	728	1303	881	1560	1058	2063
120" (304.8)	831	1440	1016	1807	1142	2286
144" (365.8)	912	1604	1143	2101	1449	2544
162" (411.5)	1033	1773	1293	2322	1566	2808
180" (457.2)	1121	1936	1468	2534	1701	3066
198" (503)	1150	2108	1577	2757	1743	3336
225" (571.5)	1291	2263	1689	2965	1957	3587

** 1W covers approximately 20" (50.8 cm), 2W covers approximately 40" (101.6 cm)

NOTE: Decorative panel option not available in Customer's Own Material (C.O.M.) due to variable fabric widths.

NOTE: 118" (299.7 cm) sheers are not available as decorative panels.

Options Surcharges: Custom Size Draperies and Decorative Panels

Pole with Rings[1]	10%	add to price of drape for added fullness
Color Blocking	10%	add to price of drape

Decorative Panel Width**	**1W**	**2W**								
Custom Drapery Width	**23"**	**45"**	**66"**	**83"**	**104"**	**126"**	**148"**	**169"**	**191"**	**213"**
Width up to inches (cm) →	**(58.5)**	**(114.3)**	**(167.7)**	**(210.9)**	**(264.2)**	**(320.1)**	**(376)**	**(429.3)**	**(485.2)**	**(541.1)**
Dimout Liner	44	87	131	174	216	260	303	346	390	433
Blackout or Fire Retardant Liner	88	177	264	352	440	529	617	706	791	879
Interlining[1]	103	206	310	413	517	619	723	827	928	1031
Trim Bottom Hem	73	129	183	240	291	349	402	462	509	570
Grommet	79	156	236	313	392	472	550	628	706	783
Wrapped Tab	79	156	236	313	392	472	550	628	706	783
Board-Mounted[2]	114	145	164	185	207					

Trim Inside Edge[3], Gimp Inside Inset[3], Banding Inside Edge[4], or Banding Outside Edge[4]

Height up to inches (cm) ↓	
60" (152.4)	111
72" (182.9)	134
84" (213.4)	150
96" (243.9)	163
120" (304.8)	205
144" (365.8)	226
162" (411.5)	256
180" (457.2)	284
198" (503)	310
225" (571.5)	338

** 1W covers approximately 20" (50.8 cm), 2W covers approximately 40" (101.6 cm)
(1) Does not apply to decorative panels
(2) Board-mounted option available up to 95" (241.3 cm) width on custom drapery. Not available on decorative panels.
(3) Trim: add trim bottom hem and trim inside edge together for both inside and bottom hem surcharge.
(4) Banding: double banding surcharge price for both inside and outside banding.

Rod Pocket Top and Bottom

Sheer fabrics only.
No surcharge options on rod pocket top and bottom styles.
Price is per panel.

PRICE GROUP A: Rod Pocket Top and Bottom

Height up to inches (cm) ↓ / Width up to inches (cm) →	**10" (25.4)**	**20" (50.8)**	**30" (76.2)**	**40" (101.6)**	**50" (127)**
36" (91.5)	195	255	316	368	427
48" (122)	229	290	350	414	476
60" (152.4)	247	318	385	455	525
72" (182.9)	264	342	418	497	578
84" (213.4)	281	366	454	540	624
98" (249)	300	394	489	582	674

PRICE GROUP B: Rod Pocket Top and Bottom

Height up to inches (cm) ↓ / Width up to inches (cm) →	**10" (25.4)**	**20" (50.8)**	**30" (76.2)**	**40" (101.6)**	**50" (127)**
36" (91.5)	247	324	401	471	549
48" (122)	293	368	446	527	609
60" (152.4)	318	407	492	580	671
72" (182.9)	335	439	536	637	740
84" (213.4)	361	468	579	690	798
98" (249)	383	503	624	745	863

PRICE GROUP C: Rod Pocket Top and Bottom

Height up to inches (cm) ↓ / Width up to inches (cm) →	**10" (25.4)**	**20" (50.8)**	**30" (76.2)**	**40" (101.6)**	**50" (127)**
36" (91.5)	300	391	488	572	666
48" (122)	353	446	541	640	738
60" (152.4)	383	492	596	702	812
72" (182.9)	407	527	646	769	897
84" (213.4)	434	564	701	834	967
98" (249)	465	609	757	905	1043

PRICE GROUP D: Rod Pocket Top and Bottom

Height up to inches (cm) ↓ / Width up to inches (cm) →	10" (25.4)	20" (50.8)	30" (76.2)	40" (101.6)	50" (127)
36" (91.5)	364	470	589	694	802
48" (122)	425	541	652	771	891
60" (152.4)	465	596	720	851	980
72" (182.9)	492	640	783	932	1085
84" (213.4)	525	682	846	1010	1166
98" (249)	561	738	912	1092	1260

PRICE GROUP E: Rod Pocket Top and Bottom

Height up to inches (cm) ↓ / Width up to inches (cm) →	10" (25.4)	20" (50.8)	30" (76.2)	40" (101.6)	50" (127)
36" (91.5)	474	616	769	906	1050
48" (122)	560	709	860	1012	1165
60" (152.4)	609	782	944	1112	1286
72" (182.9)	645	835	1023	1220	1419
84" (213.4)	686	897	1111	1322	1530
98" (249)	737	967	1197	1433	1651

PRICE GROUP F: Rod Pocket Top and Bottom

Height up to inches (cm) ↓ / Width up to inches (cm) →	10" (25.4)	20" (50.8)	30" (76.2)	40" (101.6)	50" (127)
36" (91.5)	572	746	931	1094	1270
48" (122)	678	858	1038	1222	1410
60" (152.4)	738	944	1144	1349	1554
72" (182.9)	780	1012	1240	1474	1714
84" (213.4)	831	1083	1347	1600	1850
98" (249)	890	1167	1449	1731	1999

Customer's Own Material (C.O.M.) Labor Only: Rod Pocket Top and Bottom

Height up to inches (cm) ↓ / Width up to inches (cm) →	10" (25.4)	20" (50.8)	30" (76.2)	40" (101.6)	50" (127)
36" (91.5)	182	233	293	343	400
48" (122)	213	269	326	383	443
60" (152.4)	230	295	358	422	489
72" (182.9)	245	318	389	464	538
84" (213.4)	263	340	421	502	579
98" (249)	277	366	454	542	626

Tiebacks

Priced per tieback, not in pairs.
Not available in lace fabrics.

	Folded Width up to inches (cm) → 10" (25.4)	20" (50.8)	30" (76.2)	40" (101.6)	50" (127)	60" (152.4)	70" (177.8)
Price Group A	76	81	90	96	110	120	128
Price Group B	96	103	112	124	141	151	167
Price Group C	118	126	137	150	169	184	199
Price Group D	142	152	166	183	203	220	240
Price Group E	186	199	217	235	266	287	316
Price Group F	223	240	260	287	322	347	383
Customer's Own Material (C.O.M.) Labor Only	73	78	81	92	101	110	123
Options Surcharges							
Welting	10	12	19	28	42	61	93
Trim	16	19	28	42	61	93	139

NOTE: Trim and welting not available on sheer or casement fabrics

Fabric Shades

How to Order

1. Select shade size (width x height) from applicable price chart below.
2. Add lift surcharge(s).

PRICE GROUP A: Classic Flat Roman

Width up to inches (cm) →

Height up to inches (cm) ↓	24" (61)	36" (96)	48" (122)	60" (152.4)	72" (182.9)	84" (213.4)	96" (243.9)	108" (274.4)	120" (304.8)	132" (335.3)	144" (365.8)
36" (96)	376	471	554	726	819	954	1042	1242	1600	1707	1801
48" (122)	454	543	650	800	895	1049	1232	1473	1864	1999	2128
60" (152.4)	521	626	769	879	985	1240	1551	1731	2025	2178	2316
72" (182.9)	564	733	843	972	1104	1418	1708	1938	2274	2440	2609
84" (213.4)	611	782	932	1071	1249	1500	1878	2190	2531	2738	2938
96" (243.9)	674	872	980	1183	1316	1579	1919	2223	2693	2902	3104
108" (274.4)	742	960	1080	1303	1447	1733	2111	2447	2966	3196	3411
120" (304.8)	892	1157	1243	1499	1592	1908	2321	2693	3259	3511	3756

NOTE: Shades to the right of the bold line, wider than 106" (269.3 cm), will be manufactured as multiple shades on one headrail at no extra charge.

PRICE GROUP B: Classic Flat Roman

Width up to inches (cm) →

Height up to inches (cm) ↓	24" (61)	36" (96)	48" (122)	60" (152.4)	72" (182.9)	84" (213.4)	96" (243.9)	108" (274.4)	120" (304.8)	132" (335.3)	144" (365.8)
36" (96)	460	576	675	841	952	1115	1270	1515	1954	2083	2304
48" (122)	555	663	795	933	1092	1224	1501	1801	2172	2441	2600
60" (152.4)	606	766	895	1074	1206	1385	1890	2109	2467	2655	2826
72" (182.9)	656	895	1032	1189	1349	1585	2082	2366	2769	2975	3179
84" (213.4)	743	952	1138	1309	1462	1676	2290	2670	3085	3337	3581
96" (243.9)	822	1063	1196	1447	1535	1760	2453	2845	3443	3714	3972
108" (274.4)	906	1170	1316	1515	1690	1844	2702	3131	3795	4088	4368
120" (304.8)	1043	1352	1518	1748	1860	2122	2970	3443	4172	4496	4809

NOTE: Shades to the right of the bold line, wider than 106" (269.3 cm), will be manufactured as multiple shades on one headrail at no extra charge.

PRICE GROUP C: Classic Flat Roman

Width up to inches (cm) →

Height up to inches (cm) ↓	24" (61)	36" (96)	48" (122)	60" (152.4)	72" (182.9)	84" (213.4)	96" (243.9)	108" (274.4)	120" (304.8)	132" (335.3)	144" (365.8)
36" (96)	556	697	816	1018	1152	1222	1536	1834	2366	2643	2788
48" (122)	640	800	961	1127	1259	1410	1814	2179	2626	2954	3146
60" (152.4)	733	881	1083	1363	1529	1674	2285	2551	2984	3212	3587
72" (182.9)	795	1030	1189	1508	1708	1918	2521	2862	3350	3598	4040
84" (213.4)	901	1152	1312	1659	1850	2027	2769	3231	3732	4036	4332
96" (243.9)	993	1286	1447	1833	1948	2137	2969	3442	4168	4495	4805
108" (274.4)	1094	1414	1592	2018	2143	2343	3269	3789	4590	4947	5285
120" (304.8)	1387	1636	1748	2216	2356	2579	3593	4168	5047	5439	5816

NOTE: Shades to the right of the bold line, wider than 106" (269.3 cm), will be manufactured as multiple shades on one headrail at no extra charge.

PRICE GROUP D: Classic Flat Roman

Width up to inches (cm) →

Height up to inches (cm) ↓	24" (61)	36" (96)	48" (122)	60" (152.4)	72" (182.9)	84" (213.4)	96" (243.9)	108" (274.4)	120" (304.8)	132" (335.3)	144" (365.8)
36" (96)	674	841	985	1293	1435	1523	1860	2219	2725	3054	3216
48" (122)	771	969	1160	1501	1599	1706	2196	2636	3176	3405	3808
60" (152.4)	886	1066	1309	1726	1847	1930	2766	3085	3612	3886	4134
72" (182.9)	1009	1246	1437	1907	2160	2209	3050	3462	4053	4354	4654
84" (213.4)	1089	1393	1585	2099	2343	2441	3351	3908	4517	4883	5240
96" (243.9)	1200	1556	1748	2318	2463	2571	3592	4166	5041	5438	5814
108" (274.4)	1326	1710	1927	2553	2709	2820	3953	4586	5554	5987	6393
120" (304.8)	1526	1974	2117	2803	2980	3110	4347	5041	6107	6581	7037

NOTE: Shades to the right of the bold line, wider than 106" (269.3 cm), will be manufactured as multiple shades on one headrail at no extra charge.

PRICE GROUP E : Classic Flat Roman

Width up to inches (cm) →

Height up to inches (cm) ↓	24" (61)	36" (96)	48" (122)	60" (152.4)	72" (182.9)	84" (213.4)	96" (243.9)	108" (274.4)	120" (304.8)	132" (335.3)	144" (365.8)
36" (96)	879	1103	1292	1696	1827	2032	2436	2769	3568	3808	4016
48" (122)	1011	1268	1519	1969	2096	2236	2876	3288	4160	4458	4752
60" (152.4)	1159	1395	1712	2166	2309	2485	3623	4042	4729	5092	5416
72" (182.9)	1322	1635	1883	2509	2708	2844	3996	4536	5309	5705	6099
84" (213.4)	1499	1827	2077	2761	2934	3065	4390	5118	5916	6395	6865
96" (243.9)	1650	2036	2293	3049	3085	3232	4709	5455	6604	7122	7614
108" (274.4)	1824	2242	2525	3359	3393	3542	5180	6005	7276	7841	8375
120" (304.8)	2094	2466	2773	3688	3734	3906	5693	6604	8001	8620	9217

NOTE: Shades to the right of the bold line, wider than 106" (269.3 cm), will be manufactured as multiple shades on one headrail at no extra charge.

PRICE GROUP F : Classic Flat Roman

Width up to inches (cm) →

Height up to inches (cm) ↓	24" (61)	36" (96)	48" (122)	60" (152.4)	72" (182.9)	84" (213.4)	96" (243.9)	108" (274.4)	120" (304.8)	132" (335.3)	144" (365.8)
36" (96)	1064	1331	1563	1952	2210	2343	2946	3349	4319	4607	4857
48" (122)	1222	1534	1837	2160	2414	2575	3479	3980	5033	5395	5748
60" (152.4)	1403	1688	2076	2497	2664	2781	4381	4890	5724	6161	6552
72" (182.9)	1521	1976	2278	2759	2979	3181	4835	5489	6423	6901	7379
84" (213.4)	1726	2210	2514	3038	3387	3532	5312	6194	7159	7738	8305
96" (243.9)	1901	2465	2774	3354	3562	3725	5693	6602	7989	8620	9213
108" (274.4)	2100	2712	3053	3693	3919	4081	6267	7267	8800	9489	10136
120" (304.8)	2417	2983	3357	4057	4316	4500	6891	7989	9681	10431	11154

NOTE: Shades to the right of the bold line, wider than 106" (269.3 cm), will be manufactured as multiple shades on one headrail at no extra charge.

Customer's Own Material (C.O.M.) Labor Only: Classic Flat Roman

Width up to inches (cm) →

Height up to inches (cm) ↓	24" (61)	36" (96)	48" (122)	60" (152.4)	72" (182.9)	84" (213.4)	96" (243.9)	108" (274.4)	120" (304.8)	132" (335.3)	144" (365.8)
36" (96)	382	501	562	702	761	970	1107	1258	1551	1732	1827
48" (122)	442	578	665	775	830	1064	1194	1433	1729	1850	2066
60" (152.4)	484	609	713	857	913	1150	1433	1677	1964	2114	2247
72" (182.9)	523	711	782	944	1021	1317	1579	1882	2099	2254	2411
84" (213.4)	564	761	864	1041	1159	1328	1736	2025	2339	2528	2712
96" (243.9)	622	806	907	1148	1220	1331	1861	2156	2611	2817	3010
108" (274.4)	686	886	998	1208	1282	1461	2048	2375	2876	3098	3311
120" (304.8)	792	1023	1150	1390	1478	1611	2250	2611	3162	3407	3643

NOTE: Shades to the right of the bold line, wider than 106" (269.3 cm), will be manufactured as multiple shades on one headrail at no extra charge.

PRICE GROUP A: Relaxed and Seamless Roman

Width up to inches (cm) →

Height up to inches (cm) ↓	24" (61)	36" (96)	48" (122)	60" (152.4)	72" (182.9)	84" (213.4)	96" (243.9)	108" (274.4)	120" (304.8)	132" (335.3)	144" (365.8)
36" (96)	316	374	448	601	689	732	894	1177	1533	1643	1736
48" (122)	370	460	539	702	759	815	1066	1406	1799	1934	2066
60" (152.4)	455	513	612	816	840	922	1358	1741	1966	2216	2363
72" (182.9)	500	609	713	908	994	1064	1503	1879	2116	2382	2554
84" (213.4)	573	689	792	1008	1083	1131	1656	2034	2366	2562	2750
96" (243.9)	611	813	876	1118	1198	1252	1779	2176	2520	2722	2914
108" (274.4)	648	860	971	1184	1386	1515	1966	2285	2784	2999	3210
120" (304.8)	828	1040	1178	1364	1532	1674	2166	2519	3065	3307	3539

NOTE: Shades to the right of the bold line, wider than 106" (269.3 cm), will be manufactured as multiple shades on one headrail at no extra charge.

PRICE GROUP B: Relaxed and Seamless Roman

Width up to inches (cm) →

Height up to inches (cm) ↓	24" (61)	36" (96)	48" (122)	60" (152.4)	72" (182.9)	84" (213.4)	96" (243.9)	108" (274.4)	120" (304.8)	132" (335.3)	144" (365.8)
36" (96)	366	478	572	733	838	891	1143	1375	1794	1920	2029
48" (122)	453	560	688	861	922	994	1364	1643	2102	2259	2413
60" (152.4)	533	625	783	954	1074	1126	1737	2034	2400	2592	2764
72" (182.9)	611	741	868	1060	1212	1241	1924	2295	2579	2912	3119
84" (213.4)	671	838	965	1179	1324	1382	2118	2482	2882	3119	3352
96" (243.9)	746	945	1070	1307	1393	1457	2278	2651	3226	3483	3729
108" (274.4)	794	1095	1183	1448	1541	1773	2516	2926	3560	3840	4109
120" (304.8)	966	1274	1376	1671	1785	2047	2770	3220	3922	4232	4530

NOTE: Shades to the right of the bold line, wider than 106" (269.3 cm), will be manufactured as multiple shades on one headrail at no extra charge.

PRICE GROUP C: Relaxed and Seamless Roman

Width up to inches (cm) →

Height up to inches (cm) ↓	24" (61)	36" (96)	48" (122)	60" (152.4)	72" (182.9)	84" (213.4)	96" (243.9)	108" (274.4)	120" (304.8)	132" (335.3)	144" (365.8)
36" (96)	444	579	694	886	1015	1078	1382	1740	2169	2435	2687
48" (122)	547	677	833	990	1115	1201	1651	1988	2542	2737	2917
60" (152.4)	643	757	946	1153	1241	1295	2101	2346	2767	2984	3181
72" (182.9)	741	898	1050	1283	1395	1501	2326	2646	3120	3354	3773
84" (213.4)	810	1015	1165	1425	1524	1592	2564	3003	3488	3773	4057
96" (243.9)	904	1144	1294	1582	1685	1762	2758	3209	3905	4216	4510
108" (274.4)	1008	1263	1432	1919	2044	2242	3043	3539	4306	4646	4971
120" (304.8)	1282	1689	1746	2114	2374	2474	3352	3900	4746	5120	5479

NOTE: Shades to the right of the bold line, wider than 106" (269.3 cm), will be manufactured as multiple shades on one headrail at no extra charge.

PRICE GROUP D: Relaxed and Seamless Roman

Width up to inches (cm) →

Height up to inches (cm) ↓	24" (61)	36" (96)	48" (122)	60" (152.4)	72" (182.9)	84" (213.4)	96" (243.9)	108" (274.4)	120" (304.8)	132" (335.3)	144" (365.8)
36" (96)	537	701	836	1071	1230	1303	1672	2108	2625	2811	3110
48" (122)	663	819	1008	1257	1349	1453	1999	2403	2933	3153	3531
60" (152.4)	776	913	1145	1393	1574	1647	2539	2979	3347	3612	4042
72" (182.9)	895	1086	1270	1625	1774	1906	2814	3204	3775	4061	4347
84" (213.4)	1028	1230	1410	1804	1934	2024	3102	3633	4219	4568	4909
96" (243.9)	1145	1384	1565	2004	2039	2130	3337	3882	4722	5102	5458
108" (274.4)	1277	1530	1732	2553	2718	2716	3683	4282	5211	5621	6012
120" (304.8)	1482	1776	2014	2814	3009	2997	4057	4718	5742	6196	6631

NOTE: Shades to the right of the bold line, wider than 106" (269.3 cm), will be manufactured as multiple shades on one headrail at no extra charge.

PRICE GROUP E: Relaxed and Seamless Roman

Width up to inches (cm) →

Height up to inches (cm) ↓	24" (61)	36" (96)	48" (122)	60" (152.4)	72" (182.9)	84" (213.4)	96" (243.9)	108" (274.4)	120" (304.8)	132" (335.3)	144" (365.8)
36" (96)	701	915	1094	1404	1610	1706	2189	2509	3272	3506	3702
48" (122)	827	1071	1319	1567	1765	1902	2616	2999	3841	4128	4405
60" (152.4)	969	1197	1501	1739	1966	2054	3330	3717	4385	4729	5043
72" (182.9)	1118	1423	1664	2032	2213	2378	3686	4319	5096	5478	5869
84" (213.4)	1284	1610	1846	2257	2414	2525	4062	4905	5693	6160	6623
96" (243.9)	1430	1809	2050	2505	2671	2660	4371	5238	6373	6884	7363
108" (274.4)	1671	2002	2269	3198	3407	3401	4822	5777	7030	7583	8116
120" (304.8)	1940	2216	2514	3527	3767	3749	5315	6366	7747	8359	8946

NOTE: Shades to the right of the bold line, wider than 106" (269.3 cm), will be manufactured as multiple shades on one headrail at no extra charge.

PRICE GROUP F: Relaxed and Seamless Roman

Width up to inches (cm) →

Height up to inches (cm) ↓	24" (61)	36" (96)	48" (122)	60" (152.4)	72" (182.9)	84" (213.4)	96" (243.9)	108" (274.4)	120" (304.8)	132" (335.3)	144" (365.8)
36" (96)	846	1111	1326	1700	1950	2728	2647	3033	3959	4243	4479
48" (122)	999	1296	1597	1897	2136	3043	3167	3630	4647	4994	5330
60" (152.4)	1172	1449	1814	2103	2378	3285	4028	4495	5305	5724	6102
72" (182.9)	1289	1719	2012	2343	2676	3804	4461	5075	5984	6438	6892
84" (213.4)	1480	1950	2235	2601	2918	3862	4913	5759	6689	7236	7780
96" (243.9)	1648	2190	2480	2889	3081	4067	5289	6153	7482	8086	8647
108" (274.4)	1930	2421	2743	3514	3747	4094	5834	6786	8260	8907	9532
120" (304.8)	2238	2682	3040	3878	4145	4745	6430	7478	9101	9822	10509

NOTE: Shades to the right of the bold line, wider than 106" (269.3 cm), will be manufactured as multiple shades on one headrail at no extra charge.

Customer's Own Material (C.O.M.) Labor Only: Relaxed and Seamless Roman

Width up to inches (cm) →

Height up to inches (cm) ↓	24" (61)	36" (96)	48" (122)	60" (152.4)	72" (182.9)	84" (213.4)	96" (243.9)	108" (274.4)	120" (304.8)	132" (335.3)	144" (365.8)
36" (96)	335	439	524	640	733	895	997	1140	1485	1595	1682
48" (122)	395	511	600	711	802	995	1190	1363	1670	1797	2003
60" (152.4)	443	571	683	794	895	1074	1512	1542	1819	1964	2094
72" (182.9)	488	645	726	879	1007	1243	1531	1740	1954	2206	2366
84" (213.4)	534	701	802	978	1096	1260	1607	1881	2183	2365	2540
96" (243.9)	568	750	852	1040	1107	1329	1729	2010	2445	2641	2827
108" (274.4)	601	793	898	1150	1226	1336	1906	2217	2699	2911	3115
120" (304.8)	765	966	1043	1325	1414	1551	2101	2444	2974	3208	3435

NOTE: Shades to the right of the bold line, wider than 106" (269.3 cm), will be manufactured as multiple shades on one headrail at no extra charge.

PRICE GROUP A: Looped Roman and Balloon

Width up to inches (cm) →

Height up to inches (cm) ↓	24" (61)	36" (96)	48" (122)	60" (152.4)	72" (182.9)	84" (213.4)	96" (243.9)	108" (274.4)	120" (304.8)	132" (335.3)	144" (365.8)
36" (91.5)	448	560	669	806	904	961	1236	1764	2028	2155	2284
48" (122)	525	625	742	901	1057	1112	1465	2001	2353	2531	2695
60" (152.4)	640	748	822	1047	1224	1293	1776	2240	2567	2756	3075
72" (182.9)	689	836	924	1214	1363	1434	2021	2516	2752	3105	3311
84" (213.4)	823	990	1021	1404	1505	1596	2244	2708	3070	3316	3565
96" (243.9)	898	1063	1187	1565	1670	1764	2413	3025	3258	3682	3943
103" (261.7)	1035	1284	1433	1799	2006	2128	2787	3173	3584	3855	4128

NOTE: Shades to the right of the bold line, wider than 106" (269.3 cm), will be manufactured as multiple shades on one headrail at no extra charge.
NOTE: Balloon style available to 90" (228.6 cm) width only.

PRICE GROUP B: Looped Roman and Balloon

Width up to inches (cm) →

Height up to inches (cm) ↓	24" (61)	36" (96)	48" (122)	60" (152.4)	72" (182.9)	84" (213.4)	96" (243.9)	108" (274.4)	120" (304.8)	132" (335.3)	144" (365.8)
36" (91.5)	572	716	857	982	1155	1230	1582	2066	2411	2677	2838
48" (122)	642	799	950	1095	1286	1357	1874	2235	2674	3010	3347
60" (152.4)	776	960	1050	1277	1423	1501	2274	2604	3044	3270	3655
72" (182.9)	879	1070	1183	1414	1660	1745	2586	2927	3419	3682	3926
84" (213.4)	1005	1208	1306	1562	1833	1941	2872	3152	3634	3926	4219
96" (243.9)	1095	1295	1448	1825	2033	2149	3087	3351	4047	4356	4667
103" (261.7)	1210	1501	1673	2002	2236	2373	3399	3690	4451	4791	5131

NOTE: Shades to the right of the bold line, wider than 106" (269.3 cm), will be manufactured as multiple shades on one headrail at no extra charge.
NOTE: Balloon style available to 90" (228.6 cm) width only.

PRICE GROUP C: Looped Roman and Balloon

Width up to inches (cm) →

Height up to inches (cm) ↓	24" (61)	36" (96)	48" (122)	60" (152.4)	72" (182.9)	84" (213.4)	96" (243.9)	108" (274.4)	120" (304.8)	132" (335.3)	144" (365.8)
36" (91.5)	694	867	1034	1189	1395	1484	1914	2494	3048	3404	3779
48" (122)	775	968	1150	1327	1556	1640	2269	2959	3543	3805	4253
60" (152.4)	939	1159	1270	1469	1719	1814	2750	3449	4035	4333	4623
72" (182.9)	1015	1294	1432	1629	2010	2012	3128	3879	4535	4877	5202
84" (213.4)	1157	1461	1579	1800	2217	2240	3475	4385	5057	5464	5875
96" (243.9)	1263	1568	1749	2101	2462	2476	3734	4664	5634	6062	6493
103" (261.7)	1393	1814	2025	2423	2705	2867	4110	5137	6195	6669	7138

NOTE: Shades to the right of the bold line, wider than 106" (269.3 cm), will be manufactured as multiple shades on one headrail at no extra charge.
NOTE: Balloon style available to 90" (228.6 cm) width only.

PRICE GROUP D: Looped Roman and Balloon

Width up to inches (cm) →

Height up to inches (cm) ↓	24" (61)	36" (96)	48" (122)	60" (152.4)	72" (182.9)	84" (213.4)	96" (243.9)	108" (274.4)	120" (304.8)	132" (335.3)	144" (365.8)
36" (91.5)	836	1049	1250	1437	1690	1799	2315	3017	3702	4126	4366
48" (122)	938	1170	1391	1684	1882	1984	2743	3581	4110	4413	4920
60" (152.4)	1138	1404	1536	1956	2184	2306	3330	4177	4680	5026	5363
72" (182.9)	1291	1565	1732	2268	2431	2559	3783	4929	5007	5656	6034
84" (213.4)	1469	1766	1910	2502	2682	2842	4203	5307	5587	6035	6812
96" (243.9)	1607	1897	2118	2922	3118	3146	4521	5643	6223	6697	6834
103" (261.7)	1772	2196	2448	3210	3585	3801	4972	6211	6518	7016	7510

NOTE: Shades to the right of the bold line, wider than 106" (269.3 cm), will be manufactured as multiple shades on one headrail at no extra charge.
NOTE: Balloon style available to 90" (228.6 cm) width only.

PRICE GROUP E: Looped Roman and Balloon

Width up to inches (cm) →

Height up to inches (cm) ↓	24" (61)	36" (96)	48" (122)	60" (152.4)	72" (182.9)	84" (213.4)	96" (243.9)	108" (274.4)	120" (304.8)	132" (335.3)	144" (365.8)
36" (91.5)	1094	1373	1638	2166	2542	2709	3032	3539	4325	4828	5120
48" (122)	1230	1532	1824	2416	2711	2860	3593	4201	5032	5673	6037
60" (152.4)	1489	1837	2012	2676	2996	3307	4362	4901	5726	6149	6563
72" (182.9)	1610	2050	2269	2968	3487	3667	4955	5506	6434	6924	7384
84" (213.4)	1833	2314	2502	3442	3849	4079	5506	6226	7182	7755	8335
96" (243.9)	2102	2485	2774	3827	4270	4514	5920	6619	7995	8606	9217
103" (261.7)	2431	2877	3055	4836	5166	5475	6514	7290	8794	9464	10131

NOTE: Shades to the right of the bold line, wider than 106" (269.3 cm), will be manufactured as multiple shades on one headrail at no extra charge.
NOTE: Balloon style available to 90" (228.6 cm) width only.

PRICE GROUP F: Looped Roman and Balloon

Width up to inches (cm) →

Height up to inches (cm) ↓	24" (61)	36" (96)	48" (122)	60" (152.4)	72" (182.9)	84" (213.4)	96" (243.9)	108" (274.4)	120" (304.8)	132" (335.3)	144" (365.8)
36" (91.5)	1326	1661	1982	2278	2676	2849	3667	4793	5081	5404	6012
48" (122)	1484	1853	2205	2540	2983	3144	4347	5685	5911	6347	7093
60" (152.4)	1801	2224	2435	2818	3295	3479	5277	6347	6726	7226	7708
72" (182.9)	1950	2480	2743	3437	3667	3858	5998	7130	7558	8135	8674
84" (213.4)	2217	2799	3029	3795	4049	4293	6664	8061	8437	9112	9792
96" (243.9)	2421	3009	3359	4229	4493	4749	7164	9410	9391	10108	10829
103" (261.7)	2807	3315	3696	5089	5682	6024	7880	8564	10330	11119	11904

NOTE: Shades to the right of the bold line, wider than 106" (269.3 cm), will be manufactured as multiple shades on one headrail at no extra charge.
NOTE: Balloon style available to 90" (228.6 cm) width only.

Customer's Own Material (C.O.M.) Labor Only: :Looped Roman and Balloon

Height up to inches (cm) ↓ / Width up to inches (cm) →	24" (61)	36" (96)	48" (122)	60" (152.4)	72" (182.9)	84" (213.4)	96" (243.9)	108" (274.4)	120" (304.8)	132" (335.3)	144" (365.8)
36" (91.5)	524	600	745	900	965	1180	1260	1563	1828	2030	2151
48" (122)	589	637	795	1004	1072	1299	1492	1853	2028	2176	2426
60" (152.4)	678	765	918	1111	1184	1437	1725	1973	2200	2478	2643
72" (182.9)	733	852	985	1233	1380	1597	1961	2218	2469	2658	2975
84" (213.4)	763	960	1090	1362	1523	1613	2177	2505	2754	2975	3199
96" (243.9)	832	1032	1208	1512	1615	1707	2341	2667	3068	3304	3536
103" (261.7)	915	1138	1268	1664	1775	1798	2572	2798	3375	3630	3887

NOTE: Shades to the right of the bold line, wider than 106" (269.3 cm), will be manufactured as multiple shades on one headrail at no extra charge.
NOTE: Balloon style available to 90" (228.6 cm) width only.

Options Surcharges: Fabric Shades

Surcharges apply to all shades. See exceptions listed below on individual styles.

Width up to inches (cm) →	24" (61)	36" (96)	48" (122)	60" (152.4)	72" (182.9)	84" (213.4)	96" (243.9)	108" (274.4)	120" (304.8)	132" (335.3)	144" (365.8)
Valance by Width, Back Controls[5]	56	83	111	138	166	194	221	248	277	304	331
Dimout[5]	61	71	76	84	94	101	113	119	129	139	145
Blackout[5] or Fire Retardant Liner	95	113	121	136	151	161	178	192	203	220	230
Trim on Bottom of Valance Only	73	129	163	183	240	268	291	320	349	402	432

Continuous-Loop Lift	104	per shade
Cordless Lift[5]	129	per shade; available up to 96" (243.9 cm)
Motorized Lift[5]	See motorization product information guide	
Multiple Shades on One Headrail[5]	If less than or equal to width of 106", surcharge applies:	
	104	Two-on-one headrail
	104	Three-on-one headrail

Banding Inset[6], Deco Tape Inset[6], or Edge[6]

Height up to inches (cm) ↓	
36" (96)	132
48" (122)	176
60" (152.4)	220
72" (182.9)	264
84" (213.4)	308
96" (243.9)	351
108" (274.4)	395
120" (304.8)	439

(5) Options not available with balloon pleated shades
(6) Available for relaxed and seamless fabric shades only

Cornices

Premium Fabric-Wrapped Cornices: Arch, Casual, Deco, Linear, Scallop

Width up to inches (cm) →	40" (101.6)	71" (180.4)	96" (243.9)	120" (304.8)	144" (365.8)	168" (426.8)	190" (482.6)
Price Group A	450	771	1025	1221	1611	1859	2137
Price Group B	599	1033	1314	1564	2060	2378	2733
Price Group C	725	1193	1590	1989	2379	2748	3158
Price Group D	877	1439	1925	2405	2740	3164	3637
Price Group E	1148	1798	2400	2997	3590	4144	4766
Price Group F	1266	2176	2906	3629	4343	5018	5768
Customer's Own Material (C.O.M.) Labor Only	436	784	1046	1307	1565	1808	2078
Options Surcharges							
Bay Window[8]				20%			
Contrast Welting	69	81	96	122	149	176	208
Cord Trim	72	88	103	153	201	249	301
Corner Window[7]				15%			
Packaging for Widths Over 144" (365.8 cm)						95	95
Railroaded Fabric				10%			

(7) Corner window available in straight and linear styles only.
(8) Linear style only.

Fabric-Wrapped Cornices: Contour, Curved[9], Straight, Traditional

Width up to inches (cm) →	40" (101.6)	71" (180.4)	96" (243.9)	120" (304.8)	144" (365.8)
Price Group A	410	700	932	1111	1464
Price Group B	546	940	1193	1424	1878
Price Group C	660	1083	1439	1808	2172
Price Group D	802	1313	1741	2187	2500
Price Group E	1048	1637	2176	2728	3273
Price Group F	1158	1980	2632	3302	3958
Customer's Own Material (C.O.M.) Labor Only	398	714	949	1188	1427
Options Surcharges					
Contrast Welting (contour, straight, and traditional styles only)	35	65	84	107	130
Contrast Fabric (curved style only)	38	69	90	113	135
Corner Window[7]			15%		
Railroaded Fabric			10%		

(7) Corner window available in straight style only.
(9) Cord trim included in curved style.

Swags and Cascades

Traditional Swag, Pole Swag, and Cascades

Number of Swags →	**1**	**2**	**3**	**4**	**5**	**6**	**7**	**8**	**9**	**Cascade Surcharge Over 36"^**		**Swag only*** **
Width up to inches (cm) →	**42" (106.7)**	**71" (180.4)**	**96" (243.9)**	**120" (304.8)**	**144" (365.8)**	**168" (426.8)**	**192" (487.7)**	**216" (548.7)**	**240" (609.6)**	**37-63" (94.0-160.1)**	**64-84" (162.6-213.4)**	**42" (106.7)**
Price Group A	1105	1279	1473	1529	1588	1647	1702	1759	1816	209	314	348
Price Group B	1411	1637	1886	1957	2034	2108	2178	2249	2325	238	360	445
Price Group C	1707	1980	2281	2366	2459	2550	2635	2721	2811	290	435	541
Price Group D	2064	2397	2758	2863	2977	3084	3187	3293	3403	360	541	652
Price Group E	2705	3137	3617	3752	3900	4039	4176	4314	4459	488	731	856
Price Group F	3274	3799	4371	4537	4718	4887	5052	5218	5392	747	1124	1036
Customer's Own Material (C.O.M.) Labor Only	932	1035	1193	1424	1478	1531	1583	1636	1689	193	292	325
Options Surcharges												
21" (53.4 cm) Deep Swag (traditional style only)	74	83	84	99	100	113	115	120	125			
Contrast Lining: Cascade	55	55	55	55	55	55	55	55	55			
Interlining	59	59	59	59	59	59	59	59	59			
Trim	105	217	319	429	534	642	747	854	959			
Banding: Swag	91	178	269	359	447	536	625	712	804			

^ 36" (91.5 cm) cascade is the standard size. Optional longer cascades as noted are available with surcharge.
******* Swag only available on traditional style only. Priced per swag.

Tailored Arch

Width up to inches (cm) →	42" (106.7)	71" (180.4)	96" (243.9)	120" (304.8)	144" (365.8)	168" (426.8)	192" (487.7)	216" (548.7)	240" (609.6)
Price Group A	625	691	824	1122	1391	1661	1934	2206	2474
Price Group B	803	884	1052	1434	1778	2127	2472	2824	3165
Price Group C	972	1073	1276	1733	2151	2571	2991	3415	3830
Price Group D	1175	1296	1538	2100	2604	3110	3620	4134	4634
Price Group E	1535	1694	2020	2750	3412	4076	4743	5411	6069
Price Group F	1859	2053	2443	3327	4129	4930	5737	6550	7343
Customer's Own Material (C.O.M.) Labor Only	623	645	765	1044	1295	1544	1797	2050	2303
Options Surcharges									
Contrast Lining[9]	55								

(9) Contrast welting available at no charge, only when contrast fabric options are ordered.

Rod Pocket Swag/Cascades and Rod Pocket Insert/Cascades

1 1/2" (3.9 cm) pocket size and 36" (91.5 cm) standard length cascade; swags lined with standard light filtering lining only.

Number of Swags →	1	2	3	4	5	6	7	8	9	Cascade Surcharge Over 36"^
Width up to inches (cm) →	54" (137.2)	78" (198.2)	102" (259.1)	126" (320.1)	150" (381)	174" (442)	198" (503)	222" (563.9)	240" (609.6)	37-63" (94.0-160.1)
Price Group A	601	704	846	923	953	987	1025	1057	1095	209
Price Group B	772	902	1035	1179	1221	1264	1313	1352	1400	238
Price Group C	932	1086	1253	1427	1478	1531	1588	1637	1693	290
Price Group D	1127	1380	1658	1726	1788	1853	1921	1980	2048	360
Price Group E	1478	1726	1982	2260	2338	2426	2517	2596	2684	488
Price Group F	1789	1989	2397	2616	2829	2934	3049	3136	3247	747
Customer's Own Material (C.O.M.) Labor Only	560	623	718	746	887	921	953	984	1017	193
Options Surcharges										
Contrast Lining: Cascade					55					
Interlining: Cascade					59					
Trim	96	197	289	390	486	583	679	776	872	

^ 36" cascade is the standard size. Optional longer cascades as noted are available with surcharge.

Scarf

	Width up to inches (cm) → 126" (320.1)	216" (548.7)	288" (731.6)	360" (914.4)
Price Group A	385	762	984	1213
Price Group B	491	978	1258	1552
Price Group C	593	1181	1525	1874
Price Group D	718	1429	1844	2270
Price Group E	940	1871	2413	2974
Price Group F	1137	2263	2918	3593
Customer's Own Material (C.O.M.) Labor Only	356	711	914	1127
Options Surcharges				
Trim: 2 Short Sides	39	76	98	121
Trim: 3 Sides	92	220	292	364

NOTE: Scarf not available on 118" (299.8 cm) sheers.

Board-Mounted Valances

Board-Mounted Valances: Soft Fold, Formal[10]

Lengths: 12" (30.5 cm), 15" (38.1 cm), 18" (45.8 cm)

	Width up to inches (cm) → 40" (101.6)	71" (180.4)	96" (243.9)	120" (304.8)	144" (365.8)	168" (426.8)	192" (487.7)	216" (548.7)	240" (609.6)
Price Group A	522	592	720	1255	1607	1899	2184	2481	2772
Price Group B	666	757	923	1604	2058	2428	2799	3173	3546
Price Group C	807	914	1114	1942	2486	2939	3384	3840	4290
Price Group D	934	1108	1350	2247	2881	3555	4096	4646	5188
Price Group E	1166	1452	1690	2676	3429	4250	4898	5821	6501
Price Group F	1411	1603	1952	3238	4150	4898	5644	6721	7509
Customer's Own Material (C.O.M.) Labor Only	485	549	672	1170	1497	1765	1768	2307	2575

(10) Price of valance includes choice of one decorative option. Contrast fabric options available for a surcharge.

Board Mounted Valances: Inverted Box Pleat, Tailored Flat, Tailored Scallop[10]

Lengths: 12" (30.5 cm), 15" (38.1 cm), 18" (45.8 cm)

	Width up to inches (cm) → 40" (101.6)	71" (180.4)	96" (243.9)	120" (304.8)	144" (365.8)	168" (426.8)	192" (487.7)	216" (548.7)	240" (609.6)
Price Group A	500	603	720	1068	1370	1676	1979	2287	2591
Price Group B	608	704	923	1244	1597	2049	2417	2797	3164
Price Group C	735	810	1019	1502	1930	2481	2928	3382	3830
Price Group D	888	981	1231	1821	2334	2998	3542	4094	4634
Price Group E	1162	1285	1535	2382	3061	3931	4639	5362	6069
Price Group F	1407	1554	1859	2881	3704	4755	5613	6488	7343
Customer's Own Material (C.O.M.) Labor Only	486	538	644	993	1277	1561	1841	2131	2412

(10) Price of valance includes choice of one decorative option. Contrast fabric options available for a surcharge.

Board-Mounted Valances: Options Surcharges

Width up to inches (cm) →

	40" (101.6)	71" (180.4)	96" (243.9)	120" (304.8)	144" (365.8)	168" (426.8)	192" (487.7)	216" (548.7)	240" (609.6)
Lengths: add 21" (53.4 cm), 24" (61 cm), 27" (68.6 cm)	30%								
Contrast Fabric or Banding[11]	10%								
Bay Window[12]	20%								
Corner Window[12]	15%								

(10) Price of valance includes choice of one decorative option. Contrast fabric options available for a surcharge.
(11) Contrast welting available at no charge, only when contrast fabric or banding options are ordered.
(12) Bay and corner windows are not available with hobbled or formal board-mounted valances.

Pillows

Accent Pillows

Dimensions inches (cm) →

	16 x 16 " (40.7 x 40.7)	20 x 20" (50.8 x 50.8)	22 x 22" (55.9 x 55.9)	12 x 16 " (30.5 x 40.7)	16 x 20" (40.7 x 50.8)
Price Group A	125	139	151	112	125
Price Group B	159	175	194	145	159
Price Group C	192	211	233	174	192
Price Group D	232	255	279	210	232
Price Group E	302	332	366	274	302
Price Group F	350	383	420	319	350
Customer's Own Material (C.O.M.) Labor Only	123	131	148	109	123
Options Surcharges					
Welting	28				
Trim	55				

NOTE: Due to stuffing, pillow size may vary.

Fabric

Fabric

5" x 7" Swatches	No charge
1/2 Yard Memo Sample	39 per sample
Fabric by the Yard	See fabric listing

Cut Yardage

Cut Yardage

Price per Yard

	71
Price Group B	90
Price Group C	107
Price Group D	129
Price Group E	169
Price Group F	204
Liners	
Blackout	47
Interlining	47
Standard	47
Dimout	47
Trim	
Ball Fringe	24
Brush Fringe	24
Gimp	24
Metallic Lip Cord	24
Teardrop Crystal Bead Trim	24
Cord	24
Deco Tape	29