



Grabber Foundations Cordless Faux Wood
US Price Guide

January 2026

CORDLESS FAUX WOOD BLINDS

Product Information Guide

How to Measure

Inside Mount	2
Outside Mount	2

Cordless Faux Wood Blinds

Product Detail	3
Depth Requirements for Inside Mount	3
Size Considerations	3
Ladder and Lift Cord Chart	4
Valance Option	4
Characteristics of Faux Wood Blinds	4

NOTE: For orders of 50 blinds or more, please call customer service for estimated ship date.

GRABER®

FOUNDATIONS

MAY 2025

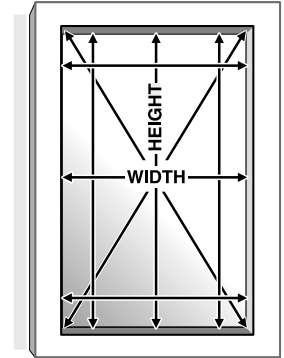
How to Measure for Cordless Faux Wood Blinds

Measure each window individually as size variances are common. Record width first, then height (also referred to as length) to the nearest $\frac{1}{8}$ ". Measure width from left to right, height from top to bottom, using a steel tape measure. Do not use a cloth tape.

Inside Mount

Inside mount blinds are installed inside the window casing. **See Depth Requirements for Inside Mount for more details.**

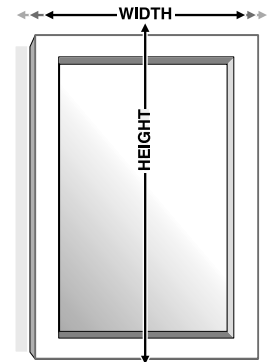
1. Measure the exact inside width of the window casing from one inside edge to the other in three different places. Record the narrowest measurement.
2. Measure the exact height in three different places from top edge of opening to top of sill. Record the longest measurement.
3. Measure the window diagonally in two places as shown. If the two diagonal dimensions are not equal, we recommend an outside mount application for optimal function and aesthetics.
4. Do not take deductions. Allowances are made at the factory to ensure a perfect fit.



Outside Mount

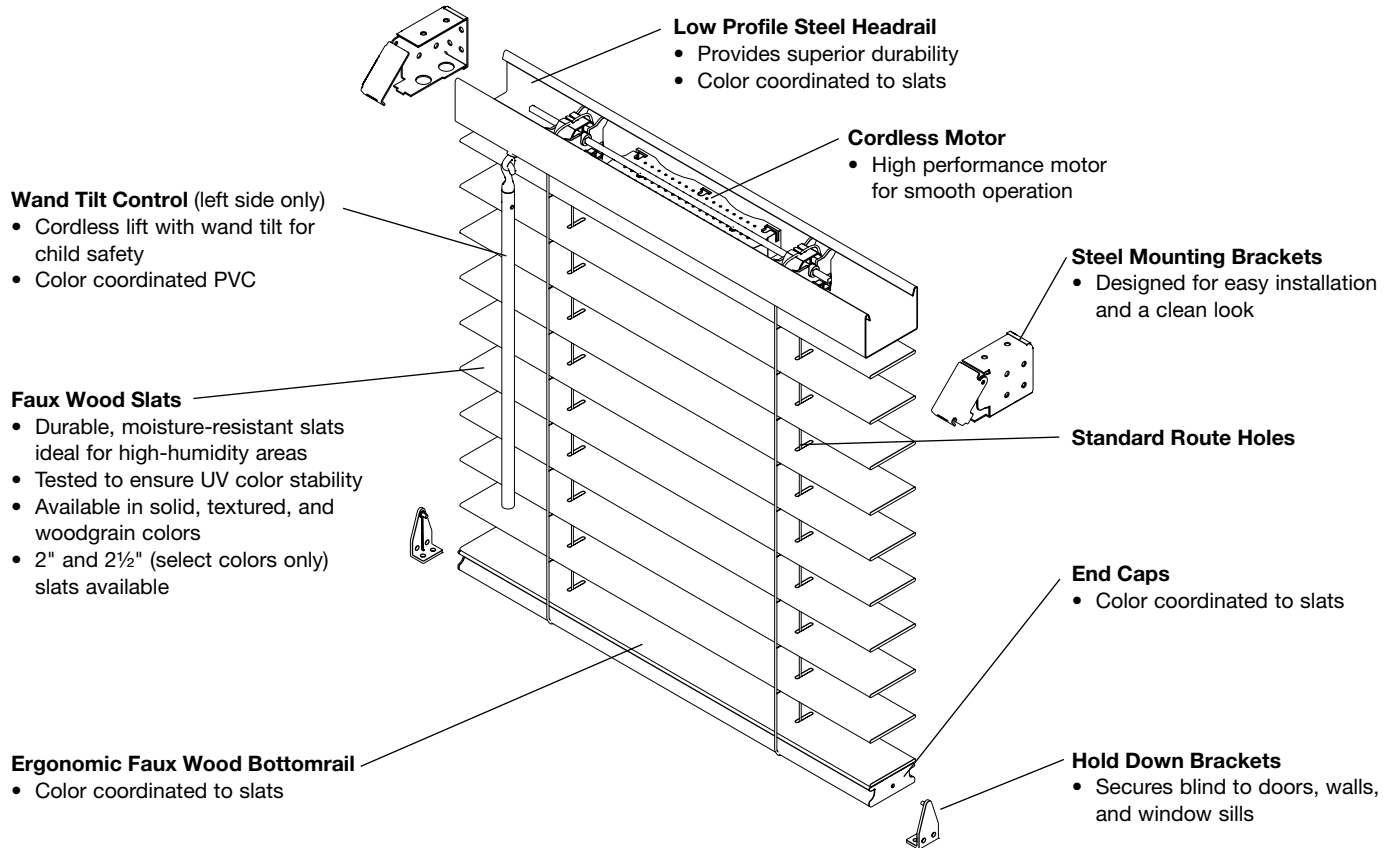
Outside mount blinds are installed outside the window casing, covering an area larger than the window itself.

1. Measure the exact width to be covered. If window opening allows, overlap by at least $1\frac{1}{2}$ " on each side (3" total overlap) to ensure light control and privacy.
2. Measure the exact height to be covered, including desired overlap (typically from top edge of molding to bottom edge, or to top of sill if there is one).
3. The factory makes NO allowances on outside mount.



Cordless Faux Wood Blinds

Product Detail



Size Considerations

Style	Width (inches)		Height (inches)	
	Minimum (inches)	Maximum (inches)	Minimum (inches)	Maximum (inches)
2" Faux Wood	Inside Mount: 15½" Outside Mount: 15	Inside Mount: 96½" Outside Mount: 96	24	96
2½" Faux Wood	Inside Mount: 24½" Outside Mount: 24	Inside Mount: 84½" Outside Mount: 84	36	72

*½" deduction is taken on all inside mount blinds.

NOTE: There may be up to a +1" length tolerance. There may be extra slats that rest on the bottomrail.

Depth Requirements for Inside Mount

Blind Type	Headrail Dimensions (inches)	Minimum Depth Mount (inches)	Flush with Casing (with valance) (inches)
2" Faux Wood	1½ x 2	¾	3½
2½" Faux Wood	1½ x 2	¾	3½

Options

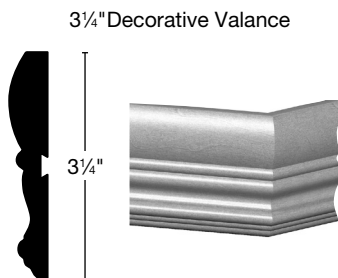
Ladder and Lift Cord Chart

Finished Blind Width (inches)	Number of Ladders	Number of Lift Cords
15" – 18"	2	2
18 $\frac{1}{8}$ " – 24"	2	2
24 $\frac{1}{8}$ " – 30"	3	2
30 $\frac{1}{8}$ " – 36"	3	2
36 $\frac{1}{8}$ " – 42"	4	4
42 $\frac{1}{8}$ " – 48"	4	4
48 $\frac{1}{8}$ " – 54"	5	4
54 $\frac{1}{8}$ " – 60"	5	4
60 $\frac{1}{8}$ " – 66"	6	4
66 $\frac{1}{8}$ " – 72"	6	4
72 $\frac{1}{8}$ " – 78"	7	4
78 $\frac{1}{8}$ " – 84"	7	4
84 $\frac{1}{8}$ " – 90"	8	6
90 $\frac{1}{8}$ " – 96"	8	6

NOTE: On all inside mount blinds, take $\frac{1}{2}$ " deduction BEFORE determining ladder and lift cord quantity.

Valance Option

- 3 $\frac{1}{4}$ " decorative valance with $\frac{3}{4}$ " returns included at no additional charge.
- Outside mount returns measure 3 $\frac{1}{4}$ ".
- Inside mount returns measure 1 $\frac{1}{4}$ ".
- Valance Onlys available up to 106 $\frac{1}{2}$ " with returns and 108" without returns.



Characteristics of Faux Wood Blinds

- Faux wood blinds should not be installed near heat sources such as radiators, heat registers, and space heaters. Doing so may compromise the integrity of the faux wood material.
- Airflow through faux wood blinds is very important. Keeping slats closed for extended periods of time and/or using additional window treatments in front of or behind faux wood blinds can significantly increase the temperature in the window and may cause the slats to warp or twist.
- Large faux wood blinds are not intended to be lifted and lowered daily. The slats can easily be tilted open or closed to adjust for privacy and light control. Large faux wood blinds will be heavy to lift and lower and may require two people to do so effectively. Raising large blinds with a single person in the middle of the blind may result in slats sagging on the ends of the blinds.

NOTE: For orders of 50 blinds or more, please call customer service for estimated ship date.

GRABER.
FOUNDATIONS

(05/25) 25-628750

PRICE CHART:

Solid 2" (5.1 cm) and 2.5" (6.4 cm) Faux Wood

	Width up to inches (cm) →														
Height up to inches (cm) ↓	18" (45.7)	24" (61)	30" (76.2)	36" (91.5)	42" (106.7)	48" (122)	54" (137.2)	60" (152.4)	66" (167.7)	72" (182.9)	78" (198.1)	84" (213.4)	90" (228.6)	96" (243.9)	108" (274.3)
36" (91.5)	114	120	139	160	170	182	206	235	250	277	289	304	319	334	
42" (106.7)	124	129	153	170	181	203	220	251	272	296	309	324	339	354	
48" (122)	132	137	161	179	196	213	235	268	291	319	331	346	361	376	
54" (137.2)	144	150	175	200	214	235	259	296	319	344	356	371	386	401	
60" (152.4)	155	160	186	211	230	249	276	316	337	368	380	395	410	425	
66" (167.7)	163	168	200	223	242	265	292	336	361	397	408	423	438	453	
72" (182.9)	172	178	209	239	258	284	312	361	386	420	431	446	461	476	
78" (198.1)	181	185	218	250	269	297	326	377	404	439	454	469	484	499	
84" (213.4)	191	195	229	262	283	314	343	397	426	462	477	492	507	522	
90" (228.6)	200	204	241	275	298	330	360	418	448	485	500	515	530	545	
96" (243.9)	209	213	252	288	312	346	377	438	469	508	523	538	553	568	

Replacement Valance Pricing

3-1/4" Decorative or Simplicity	22	24	28	30	32	34	36	38	40	42	47	51	57	63	84
---------------------------------	----	----	----	----	----	----	----	----	----	----	----	----	----	----	----

Grid pricing includes a valance, either Decorative or Simplicity, at no charge.

2" Colors available up to 96"W x 96"L: Arctic Cloud 5100, Astral Fog 5110, Boreal Frost 5120.

All other 2" colors available up to 96"W x 72"L.

2.5" Colors available from 24"W x 36"L through 84"W x 72"L.

PRICE CHART:

Woodgrain 2" (5.1 cm) Faux Wood

	Width up to inches (cm) →														
Height up to inches (cm) ↓	18" (45.7)	24" (61)	30" (76.2)	36" (91.5)	42" (106.7)	48" (122)	54" (137.2)	60" (152.4)	66" (167.7)	72" (182.9)	78" (198.1)	84" (213.4)	90" (228.6)	96" (243.9)	108" (274.3)
36" (91.5)	137	144	167	192	204	218	247	282	300	332	347	365	383	401	
42" (106.7)	149	155	184	204	217	244	264	301	326	355	371	389	407	425	
48" (122)	158	164	193	215	235	256	282	322	349	383	397	415	433	451	
54" (137.2)	173	180	210	240	257	282	311	355	383	413	427	445	463	481	
60" (152.4)	186	192	223	253	276	299	331	379	404	442	456	474	492	510	
66" (167.7)	196	202	240	268	290	318	350	403	433	476	490	508	526	544	
72" (182.9)	206	214	251	287	310	341	374	433	463	504	517	535	553	571	

Replacement Valance Pricing

3-1/4" Decorative or Simplicity	24	26	31	33	35	37	39	42	45	47	52	56	63	70	93
---------------------------------	----	----	----	----	----	----	----	----	----	----	----	----	----	----	----

PRICE CHART:

Solid 2" (5.1 cm) and 2.5" (6.4 cm) Faux Wood

2" Colors					
Arctic Cloud	5100	Arctic Cloud Textured	5105	Astral Fog	5110
Astral Fog Textured	5115	Boreal Frost	5120		
2.5" Colors					
Astral Fog	7110	Boreal Frost	7120		

PRICE CHART:

Woodgrain 2" (5.1 cm) Faux Wood

2" Colors					
Burnt Pecan	59258	Evening Moonstone	59260	Kalmi Date	59256
Milo	59259	Raw Almond	59253	Stallion	59180
Tamarind	59257				