

PANEL ACCENTS™ SLIDING PANELS

Table of Contents

Features

Panel Fabric Styles and Information: Roller Shade Fabric	2
Panel Fabric Styles and Information: Solar Shade Fabric	3
Fabric Styles and Information: Roman Shade Fabric	4
Nature's Beauty of Natural Shades	5
Panel Material Styles and Information: Natural Shade Material	6

Size Considerations

Sliding Panels, Depth Requirements for Inside Mount	7
---	---

Options

Summary	8
Wand Control, Cord Control, Stack Options	9
Edge Banding: Natural Shades, Liners: Natural Shades	10
Spliced Shades, Replacement Panel Information, Replacement Headrail Information, Replacement Valance	11
Roller, Solar, and Roman Square-Corner Valance, Valance: Premiere Natural Shades Sliding Panels and Premiere Valance Only	12

General Information

Track Selection: Right or Left Single Stack	13
Track Selection: Split Stack	14
How to Measure for Uncovered or Clear Window Opening, Panel Configurations	15
Sliding Panel: Roller, Solar, and Roman Fabrics Product Detail	16
Sliding Panel: Natural Shade Materials Product Detail	17

Price Charts and Options Pricing

Price Group A: Roller Shade Fabric: Cambridge LF, Capri, Essential; Solar Shade Fabric: Standard Weave 3%, Standard Weave 5%, Vanguard 3%, Vanguard 5%; Roman Shade Fabric: Regal	19
Price Group B: Roller Shade Fabric: Harmony, Rujin, Sheffield, Suburban II; Solar Shade Fabric: Cumulus, Monticello, Plexus 3%, Plexus 5%, Standard Weave 1%, Standard Weave 10%, Vanguard 1%, Venture; Roman Shade Fabric: Cristale, Versailles	20
Price Group C: Roller Shade Fabric: Arboretum LF, Cambridge RD, Crossweave, Elements, Empire, Prairie, Sedona, Whitcomb; Solar Shade Fabric: Chronicles, Complex, Exposition	21
Price Group D: Roller Shade Fabric: Allure, Arboretum BO, Crystalline, Herald, Monaco, Opulent, Palisades, Riverbend, Whitehall; Solar Shade Fabric: Epitome, Guildhall, Kismet, Merit, Paradigm, Plexus 1%, Prodigy, Reaction, Resolve	22
Price Group E: Natural Shade Material: Lipo, Revelry	23
Price Group F: Natural Shade Material: Chencun, Escape, Majian, Serenity, Toushan II	24
Price Group G: Natural Shade Material: Inan, Moniz, Yunnan	25
Price Group H: Natural Shade Material: Amour, Boardwalk, Majuro	26
Price Group I: Natural Shade Material: Beachfront, Meilin, Sattera, Terrestrial, Zishan	27
Price Group J: Natural Shade Material: Azores, Madeira, Merino, Paralian	28
Replacement Panel Pricing and Ordering: Roller, Solar, and Roman Shades, Price Group A, B, C, D	29
Replacement Panel Pricing and Ordering: Natural Shades, Price Group E, F, G, H, I, J	30
Options Pricing, Replacement Headrail Information, Valance Only Pricing: Square-Corner or Premiere Valances	31



Features

Panel Fabric Styles and Information: Roller Shade Fabric*

Style Name	Price Group	Fabric Composition	Light Control	Privacy	Color to Street Side [#]
Allure*	D	100% polyester	Light filtering	Moderate	Shiny base color
Arboretum BO**	D	100% polyester	Blackout	Complete	White
Arboretum LF**	C	100% polyester	Light filtering	Moderate	Front base color
Banquet*	C	100% polyester	Light filtering	Moderate	White
Cambridge LF**	A	100% polyester	Light filtering	Moderate	Same front and back
Cambridge RD**	C	100% polyester	Room darkening	Complete	White
Capri*	A	75% cellulose/25% polyester	Light filtering	Moderate	Same front and back
Crossweave**	C	100% polyester	Light filtering	Moderate	Same front and back
Crystalline**	D	100% polyester	Light filtering/ room darkening	Moderate/ complete	Same front and back
Elements**	C	100% polyester	Sheer	Minimal	Same front and back
Empire**	C	100% polyester	Light filtering	Moderate	Lighter version of front
Essential* [□]	A	3 ply vinyl/1 ply fiberglass	Blackout	Complete	White
Harmony**	B	100% polyester	Light filtering	Moderate	Same front and back
Herald**	D	100% polyester	Light filtering	Moderate	Lighter version of front
Monaco*	D	100% polyester	Sheer	Minimal	Same front and back
Opulent**	D	100% polyester	Blackout	Complete	White
Palisades**	D	100% polyester	Light filtering	Moderate	Same front and back
Prairie** [□]	C	100% polyester	Light filtering	Moderate	Same front and back
Riverbend**	D	100% polyester	Light filtering	Moderate	Same front and back
Rujin**	B	76% polyester/24% polypropylene	Light filtering	Moderate	Same front and back
Sedona**	C	100% polyester	Light filtering	Moderate	White
Sheffield**	B	100% polyester	Light filtering	Moderate	Same front and back
Suburban II**	B	100% polyester	Light filtering	Moderate	Same front and back
Whitcomb**	C	100% polyester	Light filtering	Moderate	Same front and back
Whitehall**	D	100% polyester	Blackout	Complete	White

*Coordinates with Graber® Roller Shades

*Oeko-Tex® Standard 100 Certified

□GREENGUARD Certified®

[#]If ordering for use as a room divider: materials indicated as neutral or white under the color to street side column will be colored on one side and neutral or white on the other side.

Light Control and Privacy

Sheer: Allows the most amount of light into the room for a minimum amount of privacy and a view to the outside. Objects in the room can be seen quite clearly through shades.

Light Filtering: Allows light to gently filter through and provides privacy. Images and shapes may be seen through these shades, but details are not visible. Deep fabric colors provide moderate light control, while light colors provide lower light control.

Room Darkening: Light is substantially blocked; vague shadows of objects or people may be visible; maximum room darkening is achieved with darker colors.

REMEMBER: For inside mount there will be a light gap (3/8" (1.0 cm) for wand control; 1" (2.6 cm) for cord control) and a secondary treatment (curtains or draperies) is recommended to achieve complete privacy. Otherwise, an outside mount with overlap is recommended.

Pattern Alignment

Due to the pattern design of roller and solar fabrics and natural shade materials, exact alignment of the pattern across panels is not possible.

To ensure consistency of color and fabric and to avoid fabric lot variations, it is important to order all shades for one room at the same time.

Oeko-Tex Standard 100 Certified Fabrics

Oeko-Tex Standard 100 certifies that our fabrics are free of PVC, halogen, lead, formaldehyde, allergenic dyes, pesticides, phenols, heavy metals, and meets all VOC content limits.



Oeko-Tex is a registered trademark of the Oeko-Tex Association.

GREENGUARD Indoor Air Quality Certified Fabrics

Many Graber fabrics have been certified by GREENGUARD Environmental Institute (GEI) to be low chemical and particle emitting fabrics providing a healthier indoor air quality. The process used for certification complies with established indoor air quality standards and is performed by a third party lab. Please see www.graberblinds.com for more information.



GREENGUARD Indoor Air Quality Certified is a registered trademark of the GREENGUARD Environmental Institute.

Features

Panel Fabric Styles and Information: Solar Shade Fabric^A

Style Name	Price Group	Fabric Composition	Openness/ UV Blockage		Color Numbers
Chronicles ^{Δ□}	C	15% polyester/85% vinyl on polyester	4%	96%	All
Complex ^{Δ□}	C	30% polyester/70% vinyl on polyester	5%	95%	All
Cumulus ^{Δ□}	B	22% polyester/78% vinyl on polyester	14%	86%	All
Epitome ^{Δ□}	D	25% polyester/75% vinyl on polyester	1%	99%	All
Exposition ^{Δ□}	C	26% polyester/74% vinyl on polyester	8%	92%	All
Guildhall ^{Δ□}	D	26% polyester/74% vinyl on polyester	5%	95%	All
Kismet ^{Δ□}	D	26% polyester/74% vinyl on polyester	6%	94%	All
Merit ^{Δ□}	D	15% polyester/85% vinyl on polyester	4%	96%	All
Monticello ^{Δ□}	B	23.8% polyester/76.2% vinyl on polyester	7%	93%	All
Paradigm ^{Δ□}	D	25% polyester/75% vinyl on polyester	8%	92%	All
Plexus 1% ^{Δ□}	D	19% polyester/81% vinyl on polyester	1%	99%	T7601, T7611, T7612
		25% polyester/75% vinyl on polyester			T7602, T7603, T7604, T7605, T7606, T7607, T7608, T7609, T7610, T7613
Plexus 3% ^{Δ□}	B	19% polyester/81% vinyl on polyester	3%	97%	T7701, T7711, T7712
		25% polyester/75% vinyl on polyester			T7702, T7703, T7704, T7705, T7706, T7707, T7708, T7709, T7710, T7713
Plexus 5% ^{Δ□}	B	13% polyester/87% vinyl on polyester	5%	95%	T7801, T7811, T7812
		25% polyester/75% vinyl on polyester			T7802, T7803, T7804, T7805, T7806, T7807, T7808, T7809, T7810, T7813
Prodigy ^{Δ□}	D	25% polyester/75% vinyl on polyester	8%	92%	All
Reaction ^{Δ□}	D	15% polyester/85% vinyl on polyester	4%	96%	All
Resolve ^{Δ□}	D	24% polyester/76% vinyl on polyester	3%	97%	All
Standard Weave 1% ^{Δ□}	B	21% polyester/79% vinyl on polyester	1%	99%	T7905, T7907, T7908
		24% polyester/76% vinyl on polyester			T7901, T7906
		25% polyester/75% vinyl on polyester			T7902, T7903, T7904
Standard Weave 3% ^{Δ□}	A	18% polyester/82% vinyl on polyester	3%	97%	T8202, T8203, T8204
		21% polyester/79% vinyl on polyester			T8205, T8207, T8208
		24% polyester/76% vinyl on polyester			T8201, T8206
Standard Weave 5% ^{Δ□}	A	16% polyester/84% vinyl on polyester	5%	95%	T8302, T8303, T8304
		21% polyester/79% vinyl on polyester			T8305, T8307, T8308
		24% polyester/76% vinyl on polyester			T8301, T8306
Standard Weave 10% ^{Δ□}	B	16% polyester/84% vinyl on polyester	10%	90%	T8402, T8403, T8404
		21% polyester/79% vinyl on polyester			T8405, T8407, T8408
		24% polyester/76% vinyl on polyester			T8401, T8406
Vanguard 1% ^{Δ□}	B	21% polyester/79% vinyl on polyester	1%	99%	T7912, T7913, T7914, T7917, T7918
		24% polyester/76% vinyl on polyester			T7909, T7911, T7915, T7916
		25% polyester/75% vinyl on polyester			T7910, T7919
Vanguard 3% ^{Δ□}	A	18% polyester/82% vinyl on polyester	3%	97%	T8210, T8219
		21% polyester/79% vinyl on polyester			T8212, T8213, T8214, T8217, T8218
		24% polyester/76% vinyl on polyester			T8209, T8211, T8215, T8216
Vanguard 5% ^{Δ□}	A	16% polyester/84% vinyl on polyester	5%	95%	T8310, T8319
		21% polyester/89% vinyl on polyester			T8312, T8313, T8314, T8317, T8318
		24% polyester/76% vinyl on polyester			T8309, T8311, T8315, T8316
Venture ^{Δ□}	B	16% polyester/84% vinyl on polyester	1%	99%	All

^ACoordinates with Graber® Solar Shades

[□]Oeko-Tex® Standard 100% Certified

[□]GREENGUARD Certified®

Light Control and Privacy

Sheer: Allows the most amount of light into the room for a minimum amount of privacy and a view to the outside. Objects in the room can be seen quite clearly through shades.

Light Filtering: Allows light to gently filter through and provides privacy. Images and shapes may be seen through these shades, but details are not visible. Deep fabric colors provide moderate light control, while light colors provide lower light control.

Room Darkening: Light is substantially blocked; vague shadows of objects or people may be visible; maximum room darkening is achieved with darker colors.

REMINDER: For inside mount there will be a light gap (3/8" (1.0 cm) for wand control; 1" (2.6 cm) for cord control) and a secondary treatment (curtains or draperies) is recommended to achieve complete privacy. Otherwise, an outside mount with overlap is recommended.

Pattern Alignment

Due to the pattern design of roller and solar fabrics and natural shade materials, exact alignment of the pattern across panels is not possible.

To ensure consistency of color and fabric and to avoid fabric lot variations, it is important to order all shades for one room at the same time.

GREENGUARD Indoor Air Quality Certified Fabrics

Many Graber fabrics have been certified by GREENGUARD Environmental Institute (GEI) to be low chemical and particle emitting fabrics providing a healthier indoor air quality. The process used for certification complies with established indoor air quality standards and is performed by a third party lab. Please see www.graberblinds.com for more information.

GREENGUARD Indoor Air Quality Certified is a registered trademark of the GREENGUARD Environmental Institute.



Features

Fabric Styles and Information: Roman Shade Fabric^A

Style Name	Price Group	Fabric Composition	Light Control	Privacy	Color to Street Side
Cristale	B	100% polyester with polyester backing	Light filtering	Moderate	Neutral
Regal	A	100% polyester with polyester backing	Light filtering	Moderate	Neutral
Versailles	B	100% polyester with polyester backing	Light filtering/ room darkening	Moderate/complete	Neutral

^ACoordinates with Graber® Fresco® Roman Shades.

NOTE: If ordering for use as a room divider: materials indicated as neutral or white under the color to street side column will be colored on one side and neutral or white on the other side.

Light Control and Privacy

Light Filtering: Allows light to gently filter through and provides privacy. Images and shapes may be seen through these shades, but details are not visible. Deep fabric colors provide moderate light control, while light colors provide lower light control.

Room Darkening: Light is substantially blocked; vague shadows of objects or people may be visible; maximum room darkening is achieved with darker colors.

REMINDER: For inside mount there will be a light gap (3/8" (1.0 cm) for wand control; 1" (2.6 cm) for cord control) and a secondary treatment (curtains or draperies) is recommended to achieve complete privacy. Otherwise, an outside mount with overlap is recommended.

Pattern Alignment

Due to the pattern design of Roman fabrics, exact alignment of the pattern across panels is not possible.

To ensure consistency of color and fabric and to avoid fabric dye lot variations, it is important to order all shades for one room at the same time.

Features

Nature's Beauty of Natural Shades

There is simply no substitute for the beauty of the materials used in natural shades. The colors and textures of bamboo, reeds, grasses, and jute have a distinct character and one-of-a-kind look that synthetic materials can't match.

Unique Characteristics of Natural Shades

Asymmetry

Materials used in natural shades are naturally grown and harvested. Variations in shape, thickness, texture, and grain are to be expected from Mother Nature. While adding personality, these variations create asymmetry in the weave that may alter the appearance of the finished shades. Specifically, you may notice:

- **Uneven Spacing or Gaps**—Differences in bamboo or reed shapes and thicknesses can create uneven spacing or gaps in the weave
- **Pattern Changes or Gaps**—The varying thickness of grassy materials, tied knots, and splices can create visual disruptions in the weave pattern or gaps in the weave
- **Length Differences**—Variations in thickness, bamboo joints, or reed sizes can create length differences from both sides of the shades
- **Bowing or Arching**—Different drying rates of bamboo fibers can create a bowing or arching effect on the finished shades

To minimize variations, all materials used are hand selected to comply with strict specifications. These variations are not considered flaws, but rather normal characteristics expected from naturally grown materials.

Color

Evolving with age, the color of bamboo, reeds, grasses, jute, and other natural materials will change slightly. Depending on material composition, they may lighten or darken due to direct sunlight or other climatic conditions. Uncolored or natural materials will experience the most color shift, changing from a green color at harvest to a yellow-brown color over three to six months. Color matching of shades cannot be guaranteed as these are natural reactions to aging.

With character, however, comes inherent natural properties that may influence the appearance of the finished shade. Recognizing and understanding the characteristic traits of natural materials provides more satisfaction and enjoyment once you know why each shade is truly unique!

Stretching/Sagging

The natural elasticity of yarns, combined with the weight of the woven material, may cause shades to stretch or sag from 1" (2.6 cm) to 1½" (3.9 cm), and sliding panels to stretch or sag from 1" (2.6 cm) to 2" (5.1 cm) after installation. This is particularly noticeable on inside mount shades or shades that extend from ceiling to floor. Ordering shades shorter than needed will help compensate for stretching over time. Adding edge banding not only gives your shades a truly personal touch, but also helps to control stretching.

Tips

During the shipping process, the natural material may have shifted slightly due to its woven construction, causing slight shortening or uneven edges.

Height—If after installation, the shades are slightly shorter than ordered, grasp the bottom of the shades and gently pull to stretch to the preferred height. Some materials will also stretch by themselves over time.

Uneven Edges—Lightly tap edge of the shades with a flat edge (for example, a ruler) until even.

Frayed Edges—If threads come loose near the edges, use a sharp scissors to trim off stray threads.

Light Control and Privacy

Sheer—Allows the most amount of light into the room for a minimum amount of privacy and a view to the outside. Objects in the room can be seen quite clearly through shades.

Light Filtering—Allows light to gently filter through and provides privacy. Images and shapes may be seen through these shades.

Natural shades may have variations and visual inconsistencies in color, weave, grain, and texture. They may also crack or split, twist or bow, shrink or stretch, and change color over time due to aging, direct sunlight, or other climatic conditions. These unique characteristics are inherent in natural materials and are not considered defects in material or workmanship. Exact color matches cannot be guaranteed.

Features

Panel Material Styles and Information: Natural Shade Material[§]

Style Name	Price Group	Material Composition	Light Control*
Amour	H	Bamboo reed	Light filtering
Azores	J	Wood	Light filtering
Beachfront	I	Bamboo reed	Sheer
Boardwalk	H	Bamboo reed, grass, jute	Sheer to light filtering
Chencun	F	Slit bamboo, bamboo reed	Sheer to light filtering
Escape	F	Bamboo reed	Light filtering
Inan	G	Slit bamboo, bamboo reed, jute rope	Sheer to light filtering
Lipo	E	Slit bamboo, bamboo reed, jute rope	Sheer to light filtering
Madeira	J	Bamboo reed	Light filtering
Majian	F	Bamboo reed	Sheer to light filtering
Majuro	H	Bamboo reed, jute	Light filtering
Meilin	I	Jute, jute braid, bamboo reed	Light filtering
Merino	J	Bamboo reed, jute, jute braid	Sheer to light filtering
Moniz	G	Bamboo reed, grass rope	Light filtering
Paralian	J	Bamboo, paper yarn	Light filtering
Revelry	E	Bamboo reed	Sheer to light filtering
Saterra	I	Jute	Sheer
Serenity	F	Bamboo reed	Light filtering
Terrestrial	I	Grass	Light filtering
Toushan II	F	Slit bamboo, bamboo reed	Light filtering
Yunnan	G	Slit bamboo, bamboo reed, grass rope	Light filtering
Zishan	I	Grass, bamboo reed	Light filtering

[§]Coordinates with Graber® Natural Shades

*Light control without liner. Addition of privacy or room-darkening liner improves light control. If ordering liner on a room divider, liner will be visible on one side.

NOTE: All fabrics have similar street side appearance.

Light Control and Privacy

Sheer: Allows the most amount of light into the room for a minimum amount of privacy and a view to the outside. Objects in the room can be seen quite clearly through shades.

Light Filtering: Allows light to gently filter through and provides privacy. Images and shapes may be seen through these shades, but details are not visible. Deep fabric colors provide moderate light control, while light colors provide lower light control.

Room Darkening: Light is substantially blocked; vague shadows of objects or people may be visible; maximum room darkening is achieved with darker colors.



REMINDER: For inside mount there will be a light gap (3/8" (1.0 cm) for wand control; 1" (2.6 cm) for cord control) and a secondary treatment (curtains or draperies) is recommended to achieve complete privacy. Otherwise, an outside mount with overlap is recommended.

Pattern Alignment

Due to the pattern design of roller and solar fabrics and natural shade materials, exact alignment of the pattern across panels is not possible.

To ensure consistency of color and material and to avoid material lot variations, it is important to order all shades for one room at the same time.



Size Considerations

Sliding Panels				
				
	Width		Height	
	Minimum* inches (cm)	Maximum inches (cm)	Minimum inches (cm)	Maximum inches (cm)
Single Stack	18 (45.8) 52 (132.1) spliced	192 (487.7)	20 (50.8)	108 (274.4) wand control 144 (365.8) cord control
Split Stack	36 (91.5) 60 (152.4) spliced	332 (843.3) 192 (487.7)-332 (843.3) (spliced headrail)		Cord Control (Right Stack)

*For all inside mount applications— $\frac{3}{16}$ " (1.0 cm) deduction is taken on overall width.



Spliced Headrail (wand only)
(see spliced shades options section)

Depth Requirements for Inside Mount					
	Sliding Panels Headrail Dimensions inches (cm)	 Partially recessed headrail in window casing/ molding	 Fully recessed headrail in window casing/ molding	Roller, Solar Fabric Fully Recessed with Valance	Natural Shade Material Fully Recessed with Valance
		Minimum Depth Mount inches (cm)	Flush with Casing inches (cm)	Flush with Casing inches (cm)	Flush with Casing inches (cm)
2-Channel	$1\frac{1}{16}$ x $1\frac{1}{16}$ (1.8 x 3.4)	1 (2.6)	$1\frac{1}{16}$ (4.3)	$\frac{3}{16}$ (8.0)	$\frac{3}{16}$ (8.1)
3-Channel	$1\frac{1}{16}$ x 2 (1.8 x 5.1)	1 (2.6)	$2\frac{1}{16}$ (5.4)	$\frac{3}{16}$ (8.0)	$\frac{3}{16}$ (9.1)
4-Channel	$1\frac{1}{16}$ x $2\frac{3}{4}$ (1.8 x 7.0)	$1\frac{1}{4}$ (4.5)	$2\frac{3}{16}$ (7.0)	$\frac{3}{16}$ (9.1)	$\frac{1}{4}$ (10.5)
5-Channel	$1\frac{1}{16}$ x $3\frac{1}{2}$ (1.8 x 8.9)	$1\frac{3}{4}$ (4.5)	$\frac{3}{8}$ (8.9)	$\frac{4}{16}$ (10.7)	$\frac{1}{2}$ (12.1)

NOTE: For all headrails, height with panel attachment rail is $1\frac{1}{16}$ " (4.3 cm).

Options

Summary

The following is a list of options for sliding panels. Most options are available in all styles and colors. Limitations will be based on type. See detailed descriptions on the following pages.

Control Type Options—No Charge

- Wand control—standard
- Cord control—optional, no charge

Shade Options—No Charge

- Edge banding—natural shade material only
- Projection brackets
 - Long (adds up to 2½" (6.4 cm) extension from wall)
 - Optional for 2, 3, 4, and 5 track headrails
 - Medium (adds up to 1⅝" (4.2 cm) extension from wall)
 - Optional for 2 and 3 track headrails
 - Standard on 4 and 5 track headrails

Shade Options—Surcharge

- Privacy liner: natural shade material only
- Room-darkening liner: natural shade material only
- Spliced shades: shades over 192" (487.7 cm), first splice is no charge; wand control only
- Square-corner valance: roller, solar, or Roman fabric only
- Premiere valance: natural shade material only
 - 6" (15.3 cm) valance with horizontal material orientation, edge banding is optional (named self valance previously)
 - 6" (15.3 cm) valance with vertical material orientation, edge banding top and bottom mandatory
 - 9" (22.9 cm) valance with horizontal material orientation, edge banding is optional
 - 9" (22.9 cm) valance with vertical material orientation, edge banding top and bottom mandatory
 - 9" (22.9 cm) deco-trim valance, no vertical orientation, edge banding, or liner options
- Wood cornice and valances: see cornice and valance price list

Options

Wand Control



- No charge
- Standard

Control Length Chart		
Finished Blind Height inches (cm)	Wand Length inches (cm)	Cord Length inches (cm)
Up to 30 (76.2)	12 (30.5)	14 (35.6)
30 ¹ / ₁₆ to 48 (76.4 to 122.0)	24 (61.0)	26 (66.1)
48 ¹ / ₁₆ to 77 (122.1 to 195.6)	36 (91.5)	38 (96.6)
77 ¹ / ₁₆ to 92 (195.8 to 233.7)	48 (122.0)	50 (127.0)
92 ¹ / ₁₆ to 108 (233.9 to 274.4)	60 (152.4)	62 (157.5)

- Control length is the distance from the top of the track to the bottom of the wand or cord control
- Finished blind length over 108" (274.4 cm) available as cord control only
- Spliced headrail tracks are only available as wand control
- Wand is oriented to the front of the panel
- Split stack has a wand on each leading panel

Cord Control



- No charge
- Optional, no charge
- See control length chart above

Stack Options

- No charge
- Stack is the location of the panels when the shade is fully open
- Order selection based on stack right, left, or split



Split Stack




Stack Left



Stack Right

Options

Edge Banding: Natural Shades



- **No charge**
- Edge banding is required with natural shade material
- Not available with roller, solar, or Roman fabrics

1" (2.6 cm) Edge Banding	Color Number
Black	7000
Chocolate	7006
Cocoa	7001
Dark Beige	7005
Gray	7176
Light Sage	7173
Mink Gray	7174
Muslin	7172
Smoke	7175
Snow White	7170
Taupe	7008
Toffee	7002
Vanilla	7171

2" (5.1 cm) Edge Banding	Color Number
Black	1000
Chocolate	1005
Cocoa	1001
Dark Beige	1003
Gray	1176
Light Sage	1173
Mink Gray	1174
Muslin	1172
Serpentine Cocoa	3003
Serpentine Cosmos	3170
Serpentine Landscape	3171
Smoke	1175
Snow White	1170
Taupe	1007
Toffee	1002
Trellis Basalt	3172
Trellis Dune	3173
Vanilla	1171

Liners: Natural Shades




- **For surcharge, see price charts**
- Available on natural shade materials only
- All liner colors are neutral facing the street
- Liners are 100% polyester

Colors	Privacy Color Number	Room-Darkening Color Number
Cocoa	2297	6297
Sand	2701	6701
Seal	2012	6012
Snow White	2909	6909
Taupe	2659	6659

Options


Spliced Shades



- **For surcharge, see options pricing**
- Shades over 192" (487.7 cm), first splice is at no charge
- Excellent option for homes or apartments where narrow hallways, elevators, or stairwells make it difficult to move wide shades
- Available with wand control only
- Headrail sections will require assembly at installation
- Single stack shade available up to 192" (487.7 cm) wide; shade operates as one unit after headrail sections are assembled together; maximum number of headrail sections: 3 (2 splices)
- Split stack shade available up to 332" (843.3 cm) wide; maximum number of headrail sections when greater than 192" (487.7 cm): 6 (5 splices)
- 4- and 5-track headrails only

NOTE: Must specify spliced shades at time of order.

Replacement Panel Information



- **For pricing, see replacement panel price charts**
- Replacement panels may be ordered to replace damaged panels or to update panels to match new décor
- Each panel is priced individually based on panel width and shade height
- When ordering, specify
 - Fabric or material style, color name, and color number
 - Finished panel width (width at top of panel)
 - Overall shade height (height of shade including headrail)
 - Number of panels needed

NOTE: Due to dye lot variations and color aging, exact color match to the original order is not guaranteed.

Replacement Headrail Information

- **For surcharge, see options pricing**
- Valances not included with replacement headrail; must be ordered separately
- Installation hardware is included

Specify the following when ordering:

- Finished shade width and installation (inside or outside mount)
- Number of tracks
- Stack option (right, left, split)
- Control option (wand or cord control)
- Cord control location (left or right)
- Headrail color (Gray or Bronze)
- Projection brackets (if desired)

Replacement Valance

A valance only option is available. Orders for roller, solar, and Roman fabrics will receive the square-corner valance; orders for natural shade materials will receive the premiere valance. See options pricing for price.

Options

Roller, Solar, and Roman Square-Corner Valance




- **For surcharge, see price charts**
- A square-corner vinyl, channel panel valance is available as a surcharge option for roller, solar, and Roman fabric shades
- The square-corner valance includes two returns
- Special valance return lengths are available from 1" (2.6 cm) - 6" (15.3 cm)
- Inside mount shades do **not** include returns unless specifically requested at time of order entry
- A single valance is available up to 192" (487.7 cm) in width; valance insert from 63" (160.1 cm) - 72" (182.9 cm) will be spliced in two or three places
- Not available with natural shade materials

Valance: Premiere Natural Shades Sliding Panels and Premiere Valance Only



Shown with Option A



Option A

Option B

Option C: Deco-Trim Designs

Seascape



Design scaled to width of shade.

Dentil



Design repeated with width of shade.

Cathedral



Design repeated with width of shade.

Horizon



Design scaled to width of shade.

- **For surcharge, see price charts**
- Natural shade material is mounted to a North American hardwood frame with mitered corner returns that attach separately; valance upgrade option provides stable returns and a clean, uniform appearance
- Valance can be ordered for use alone or to complement other window treatments
- Valance includes mounting brackets (standard, ceiling, or projection brackets)
- Valance returns are available on all options
 - Valance returns are standard on outside mount natural shades premiere valance based on headrail depth
 - Special valance return widths available for outside mounts from 1½" (3.9 cm) to 8" (20.4 cm) or inside mounts from 1½" (3.9 cm) to 3" (7.7 cm)
 - Special return height sizes are not available
 - Horizontal valance returns are not edge banded
- Valances over maximum material width will be spliced
- Fabric edge banding is available on 6" (15.3 cm) or 9" (22.9 cm) horizontally or vertically oriented material; not available on deco-trim valance
- Not available with roller, solar, and Roman fabrics

Options:

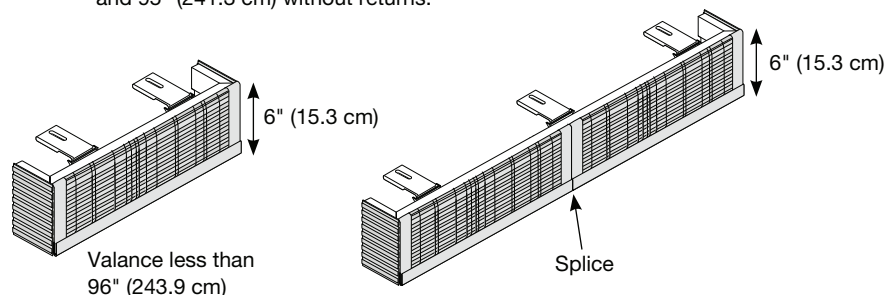
A: 6" (15.3 cm) or 9" (22.9 cm) valance with horizontal material orientation, edge banding is optional.

B: 6" (15.3 cm) or 9" (22.9 cm) valance with vertical material orientation, edge banding top and bottom mandatory.

C: 9" (22.9 cm) deco-trim valance; no vertical orientation option (must select accent gimp).

D: Wood cornice: see cornices and valances price list.

NOTE: Horizontally oriented valances over 96" (243.9 cm) will be spliced in one to three places and will not align with shade panels. Vertically oriented material will be one continuous piece. Hardwood frame will be spliced at 94" (238.8 cm) with returns and 95" (241.3 cm) without returns.



General Information

Use this chart to determine the number of tracks to order for single stack.

Minimum Depth Requirement: 2 or 3 tracks = 1" (2.6 cm); 4 or 5 tracks = 1 3/4" (4.5 cm)

Inside Mount: Match the width measurement of the window with the finished shade width range column. Inside mount shades made with more tracks have a larger clear window opening. Shades with fewer tracks may cover the window more. Select the number of tracks based on the measurements in the chart below.

Outside Mount: To determine width measurement and to select number of tracks, find clear opening measurement in the chart. Select number of desired tracks. The shade width will be the clear window opening, plus stack width, and privacy overlap. The shade width will vary with the number of tracks selected.

NOTE: For maximum clear opening, see "How to Measure for Uncovered or Clear Window Opening". To determine panel configurations, see single stack shade chart under panel configurations.

Track Selection: Right or Left Single Stack

Single Stack Right or Left								
Clear Opening up to inches (cm)	5 Tracks		4 Tracks		3 Tracks		2 Tracks	
	5 Panels		4 Panels		3 Panels		2 Panels	
	Shade Width Range inches (cm)	Panel Width Range inches (cm)	Shade Width Range inches (cm)	Panel Width Range inches (cm)	Shade Width Range inches (cm)	Panel Width Range inches (cm)	Shade Width Range inches (cm)	Panel Width Range inches (cm)
7 7/8-9 (18.8-22.9)							18-22 1/2 (45.8-56.2)	10 1/2-13 1/2 (27.0-33.4)
12 (30.5)					18-21 1/4 (45.8-55.6)	9 1/4-9 7/8 (23.5-25.1)	22 1/4-27 1/2 (56.6-70.9)	13 1/2-15 1/2 (33.4-40.4)
16 (40.7)			20-25 1/4 (50.8-64.2)	8-9 1/4 (20.4-23.5)	22-27 1/2 (55.9-70.9)	10-11 1/2 (25.4-30.2)	28-35 1/2 (71.2-91.2)	16-19 1/2 (40.7-50.5)
19 (48.3)	24-27 1/2 (61.0-70.2)	8-8 1/2 (20.4-22.0)	25 1/2-29 1/4 (64.5-74.3)	9 1/2-10 1/4 (23.8-26.0)	28-32 1/2 (71.2-82.3)	12-13 1/2 (30.5-34.0)	36-41 1/2 (91.5-106.4)	20-22 1/2 (50.8-58.2)
22 (55.9)	27 1/2-31 1/2 (70.5-79.7)	8 1/2-9 1/2 (22.3-23.9)	29 1/2-33 1/4 (74.7-84.5)	10 1/2-11 1/4 (26.4-28.6)	32 1/2-36 1/2 (82.6-93.7)	13 1/2-14 1/2 (34.3-37.8)	42-47 1/2 (106.7-121.7)	23-25 1/2 (58.5-65.8)
25 (63.5)	31 1/2-35 1/2 (80.1-89.3)	9 1/2-10 1/2 (24.2-25.8)	33 1/2-37 1/4 (84.8-94.7)	11 1/2-12 1/4 (28.9-31.1)	37-41 1/2 (94.0-105.1)	15-16 1/2 (38.1-41.6)	48-53 1/2 (122.0-136.9)	26-28 1/2 (66.1-73.4)
28 (71.2)	35 1/2-38 1/2 (89.6-98.8)	10 1/2-10 3/4 (26.1-27.7)	37 1/2-41 1/4 (95.0-104.8)	12 1/2-13 1/4 (31.4-33.7)	41 1/2-45 1/2 (105.5-116.6)	16 1/2-17 1/2 (42.0-45.5)	54-59 1/2 (137.2-152.1)	29-31 1/2 (73.7-81.0)
31 (78.8)	39-42 1/2 (99.1-108.3)	11-11 1/2 (28.0-29.6)	41 1/2-45 1/4 (105.1-115.0)	13 1/2-14 1/4 (28.9-36.2)	46-50 1/2 (116.9-128.0)	18-19 1/2 (45.8-49.3)	60-65 1/2 (152.4-167.4)	32-34 1/2 (81.3-88.6)
34 (86.4)	42 1/2-46 1/2 (108.6-117.8)	11 1/4-12 1/4 (29.9-31.5)	45 1/2-49 1/4 (115.3-125.1)	14 1/2-15 1/4 (36.5-38.7)	50 1/2-54 1/2 (128.3-139.4)	19 1/2-20 1/2 (49.6-53.1)	66-71 1/2 (167.7-182.6)	35-37 1/2 (88.9-96.3)
37 (94.0)	46 1/2-50 1/2 (118.2-127.4)	12 1/2-13 1/4 (31.8-33.4)	49 1/2-53 1/4 (125.5-135.3)	15 1/2-16 1/4 (39.1-41.3)	55-59 1/2 (139.7-150.9)	21-22 1/2 (53.4-56.9)	72-77 1/2 (182.9-197.9)	38-40 1/2 (96.6-103.9)
40 (101.6)	50 1/2-53 1/2 (127.7-136.9)	13 1/4-13 1/2 (33.7-35.3)	53 1/2-57 1/4 (135.6-145.5)	16 1/2-17 1/4 (41.6-43.8)	59 1/2-63 1/2 (151.2-162.3)	22 1/2-23 1/2 (57.2-60.7)	78-83 1/2 (198.2-213.1)	41-43 1/2 (104.2-111.5)
43 (109.3)	54-57 1/2 (137.2-146.4)	14-14 1/2 (35.6-37.2)	57 1/2-61 1/4 (145.8-155.6)	17 1/2-18 1/4 (44.1-46.4)	64-68 1/2 (162.6-173.7)	24-25 1/2 (61.0-64.5)	84-89 1/2 (213.4-228.3)	44-46 1/2 (111.8-119.1)
46 (116.9)	57 1/2-61 1/2 (146.7-155.9)	14 1/2-15 1/2 (37.5-39.1)	61 1/2-65 1/4 (155.9-165.8)	18 1/2-19 1/4 (46.7-48.9)	68 1/2-72 1/2 (174.0-185.2)	25 1/2-26 1/2 (64.8-68.3)	90-91 1/2 (228.6-233.4)	47-47 1/2 (119.4-121.7)
49 (124.5)	61 1/2-65 1/2 (156.3-165.5)	15 1/2-16 1/2 (39.4-41.0)	65 1/2-69 1/4 (166.1-175.9)	19 1/2-20 1/4 (49.2-51.4)	73-77 1/2 (185.5-196.6)	27-28 1/2 (68.6-72.1)	92 (233.7)	48 (122.0)
52 (132.1)	65 1/2-68 1/2 (165.8-175.0)	16 1/2-16 3/4 (41.3-42.9)	69 1/2-73 1/4 (176.3-186.1)	20 1/2-21 1/4 (51.8-54.0)	77 1/2-81 1/2 (196.9-208.0)	28 1/2-29 1/2 (72.4-75.9)		
55 (139.7)	69-72 1/2 (175.3-184.5)	17-17 1/2 (43.2-44.8)	73 1/2-77 1/4 (186.4-196.3)	21 1/2-22 1/4 (54.3-56.5)	82-86 1/2 (208.3-219.4)	30-31 1/2 (76.2-79.7)		
58 (147.4)	72 1/2-76 1/2 (184.8-194.0)	17 1/4-18 1/4 (45.1-46.7)	77 1/2-81 1/4 (196.6-206.4)	22 1/2-23 1/4 (56.8-59.1)	86 1/2-90 1/2 (219.8-230.9)	31 1/2-32 1/2 (80.0-83.5)		
61 (155.0)	76 1/2-80 1/2 (194.4-203.6)	18 1/2-19 1/2 (47.0-48.6)	81 1/2-85 1/4 (206.7-216.6)	23 1/2-24 1/4 (59.4-61.6)	91-95 1/2 (231.2-242.3)	33-34 1/2 (83.8-87.4)		
64 (162.6)	80 1/2-83 1/2 (203.9-213.1)	19 1/4-19 1/2 (48.9-50.5)	85 1/2-89 1/4 (216.9-226.7)	24 1/2-25 1/4 (62.0-64.1)	95 1/2-99 1/2 (242.6-253.7)	34 1/2-35 1/2 (87.7-91.1)		
67 (170.2)	84-87 1/2 (213.4-222.6)	20-20 1/2 (50.8-52.4)	89 1/2-93 1/4 (227.1-236.9)	25 1/2-26 1/4 (64.5-66.7)	100-104 1/2 (254.0-265.2)	36-37 1/2 (91.5-94.9)		
70 (177.8)	87 1/2-91 1/2 (222.9-232.1)	20 1/2-21 1/2 (52.8-54.3)	93 1/2-97 1/4 (237.2-247.1)	26 1/2-27 1/4 (67.0-69.2)	104 1/2-108 1/2 (265.5-276.6)	37 1/2-38 1/2 (95.3-98.7)		
73 (185.5)	91 1/2-95 1/2 (232.5-241.7)	21 1/2-22 1/2 (54.7-56.2)	97 1/2-101 1/4 (247.4-257.2)	27 1/2-28 1/4 (69.6-71.8)	109-113 1/2 (276.9-288.0)	39-40 1/2 (99.1-102.6)		
76 (193.1)	95 1/2-98 1/2 (242.0-251.2)	22 1/2-22 3/4 (56.6-58.2)	101 1/2-105 1/4 (257.5-267.4)	28 1/2-29 1/4 (72.1-74.3)	113 1/2-117 1/2 (288.3-299.5)	40 1/2-41 1/2 (102.9-106.4)		
79 (200.7)	99-102 1/2 (251.5-260.7)	23-23 1/2 (58.5-60.1)	105 1/2-109 1/4 (267.7-277.5)	29 1/2-30 1/4 (74.6-76.8)	118-122 1/2 (299.8-310.9)	42-43 1/2 (106.7-110.2)		
82 (208.3)	102 1/2-106 1/2 (261.0-270.2)	23 1/4-24 1/4 (60.4-62.0)	109 1/2-113 1/4 (277.9-287.7)	30 1/2-31 1/4 (77.2-79.4)	122 1/2-126 1/2 (311.2-322.3)	43 1/2-44 1/2 (110.5-114.0)		
85 (215.9)	106 1/2-110 1/2 (270.6-279.8)	24 1/2-25 1/2 (62.3-63.9)	113 1/2-117 1/4 (288.0-297.9)	31 1/2-32 1/4 (79.7-82.0)	127-131 1/2 (322.6-333.7)	45-46 1/2 (114.3-117.8)		
87 (221.0)	110 1/2-113 1/2 (280.1-289.3)	25 1/2-25 3/4 (64.1-65.8)	117 1/2-121 1/4 (298.2-308.0)	32 1/2-33 1/4 (82.3-84.5)	131 1/2-135 1/2 (334.1-345.2)	46 1/2-47 1/2 (118.1-121.6)		
91 (231.2)	114-117 1/2 (289.6-298.8)	26-26 1/2 (66.1-67.7)	121 1/2-125 1/4 (308.3-318.2)	33 1/2-34 1/4 (84.8-87.0)	136 (345.5)	48 (122.0)		
94 (238.8)	117 1/2-121 1/2 (299.1-308.3)	26 1/2-27 1/2 (68.0-69.6)	125 1/2-129 1/4 (318.5-328.3)	34 1/2-35 1/4 (87.4-89.6)				
97 (246.4)	121 1/2-125 1/2 (308.7-317.9)	27 1/2-28 1/2 (69.9-71.5)	129 1/2-133 1/4 (328.7-338.5)	35 1/2-36 1/4 (89.9-92.1)				
100 (254.0)	125 1/2-128 1/2 (318.2-327.4)	28 1/2-28 3/4 (71.8-73.4)	133 1/2-137 1/4 (338.8-348.7)	36 1/2-37 1/4 (92.4-94.6)				
103 (261.7)	129-132 1/2 (327.7-336.9)	29-29 1/2 (73.7-75.3)	137 1/2-141 1/4 (349.0-358.8)	37 1/2-38 1/4 (94.9-97.2)				
106 (269.3)	132 1/2-136 1/2 (337.2-346.4)	29 1/2-30 1/2 (75.6-77.2)	141 1/2-145 1/4 (359.1-369.0)	38 1/2-39 1/4 (97.5-99.7)				
109 (276.9)	136 1/2-140 1/2 (346.8-356.0)	30 1/2-31 1/2 (77.5-79.1)	145 1/2-149 1/4 (369.3-379.1)	39 1/2-40 1/4 (100.0-102.3)				
112 (284.5)	140 1/2-143 3/4 (356.3-365.5)	31 1/4-31 1/2 (79.4-81.0)	149 1/2-153 1/4 (379.5-389.3)	40 1/2-41 1/4 (102.6-104.8)				
115 (292.1)	144-147 1/2 (365.8-375.0)	32-32 1/2 (81.3-82.9)	153 1/2-157 1/4 (389.6-399.5)	41 1/2-42 1/4 (105.1-107.4)				
118 (299.8)	147 1/2-151 1/2 (375.3-384.5)	32 1/2-33 1/2 (83.2-84.8)	157 1/2-161 1/4 (399.8-409.6)	42 1/2-43 1/4 (107.7-109.9)				
121 (307.4)	151 1/2-155 1/2 (384.9-394.1)	33 1/2-34 1/2 (85.1-86.7)	161 1/2-165 1/4 (409.9-419.8)	43 1/2-44 1/4 (110.2-112.4)				
124 (315.0)	155 1/2-158 3/4 (394.4-403.6)	34 1/2-34 3/4 (87.0-88.6)	165 1/2-169 1/4 (420.1-429.9)	44 1/2-45 1/4 (112.7-114.9)				
127 (322.6)	159-162 1/2 (403.9-413.1)	35-35 1/2 (88.9-90.5)	169 1/2-173 1/4 (430.3-440.1)	45 1/2-46 1/4 (115.3-117.5)				
130 (330.2)	162 1/2-166 1/2 (413.4-422.6)	35 1/2-36 1/2 (90.9-92.4)	173 1/2-177 1/4 (440.4-451.5)	46 1/2-47 1/4 (117.8-120.0)				
133 (337.9)	166 1/2-170 1/2 (423.0-432.2)	36 1/2-37 1/2 (92.8-94.3)	177 1/2-180 (451.9-457.2)	47 1/2-48 (120.4-122.0)				
136 (345.5)	170 1/2-173 3/4 (432.5-441.7)	37 1/4-37 1/2 (94.7-96.3)						
139 (353.1)	174-177 1/2 (442.0-451.2)	38-38 1/2 (96.6-98.2)						
142 (360.7)	177 1/2-181 1/2 (451.5-460.7)	38 1/2-39 1/2 (98.5-100.1)						
145 (368.3)	181 1/2-185 1/2 (461.1-470.3)	39 1/2-40 1/2 (100.4-102.0)						
148 (376.0)	185 1/2-188 3/4 (470.6-479.8)	40 1/4-40 1/2 (102.3-103.9)						
151 (383.6)	189-192 (480.1-487.7)	41-41 1/4 (104.2-106.1)						

General Information

Use this chart to determine the number of tracks to order for split stack.

Minimum Depth Requirement: 2 or 3 tracks = 1" (2.6 cm); 4 or 5 tracks = 1¾" (4.5 cm)

Inside Mount: Select the number of tracks based on the measurements in the chart below. Match the width measurement of the window with the finished shade width range column. Inside mount shades made with more tracks have a larger clear window opening. Shades with fewer tracks may cover the window more.

Outside Mount: To determine width measurement and to select number of tracks, find clear opening measurement in the chart. Select number of desired tracks. The finished shade width will be the clear window opening plus the stack width. The shade width will vary with the number of tracks selected.

NOTE: For maximum clear opening, see "How to Measure for Uncovered or Clear Window Opening". To determine panel configurations, see split stack shade chart under panel configurations.

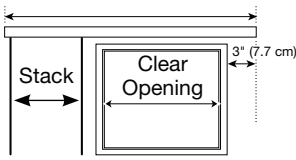
Track Selection: Split Stack

Split Stack, Even Number of Panels Each Side						
Clear Opening up to inches (cm)	5 Tracks		4 Tracks		2 Tracks	
	8 Panels, 4 Each Side		6 Panels, 3 Each Side		4 Panels, 2 Each Side	
	Shade Width Range inches (cm)	Panel Width Range inches (cm)	Shade Width Range inches (cm)	Panel Width Range inches (cm)	Shade Width Range inches (cm)	Panel Width Range inches (cm)
12-16 (30.5-40.7)					36-43¾ (91.5-111.5)	12-13¾ (30.5-35.3)
20 (50.8)			36-39¾ (91.5-101.3)	9¾-9¾ (23.9-25.1)	44-51¾ (111.8-131.8)	14-15¾ (35.6-40.4)
25 (63.5)	36-42¾ (91.5-108.3)	8-8¾ (20.4-22.3)	40-47¾ (101.6-120.4)	10-11¾ (25.4-28.9)	52-61¾ (132.1-157.2)	16-18¾ (40.7-46.7)
30 (76.2)	42¾-49¾ (108.6-125.5)	8¾-9¾ (22.6-24.5)	47¾-54¾ (120.7-139.4)	11¾-12¾ (28.6-31.5)	62-71¾ (157.5-182.6)	18½-20¾ (47.0-53.1)
35 (88.9)	49¾-56 (125.8-142.3)	9¾-10¾ (24.9-26.7)	55-62¾ (139.7-158.5)	12½-13¾ (31.8-34.7)	72-81¾ (182.9-208.0)	21-23¾ (53.4-59.4)
40 (101.6)	56¾-62¾ (142.6-159.1)	10¾-11¾ (27.0-28.6)	62¾-69¾ (158.8-177.5)	13¾-14¾ (35.0-37.8)	82-91¾ (208.3-233.4)	23½-25¾ (59.7-65.8)
45 (114.3)	62¾-69¾ (159.4-176.3)	11¾-12¾ (28.9-30.8)	70-77¾ (177.8-196.6)	15-16¾ (38.1-41.0)	92-101¾ (233.7-258.8)	26-28¾ (66.1-72.1)
50 (127.0)	69¾-75¾ (176.6-192.8)	12¾-12¾ (31.2-32.8)	77¾-84¾ (196.9-215.6)	16¾-17¾ (41.3-44.2)	102-111¾ (259.1-284.2)	28½-30¾ (72.4-78.5)
55 (139.7)	76-82¾ (193.1-209.9)	13-13¾ (33.1-35.0)	85-92¾ (215.9-234.7)	17½-18¾ (44.5-47.4)	112-121¾ (284.5-309.6)	31-33¾ (78.8-84.8)
60 (152.4)	82¾-89¾ (210.2-227.1)	13¾-14¾ (35.3-37.2)	92¾-99¾ (235.0-253.7)	18¾-19¾ (47.7-50.5)	122-131¾ (309.9-335.0)	33½-35¾ (85.1-91.2)
65 (165.1)	89¾-96 (227.4-243.9)	14¾-15¾ (37.5-39.4)	100-107¾ (254.0-272.8)	20-21¾ (50.8-53.7)	132-141¾ (335.3-360.4)	36-38¾ (91.5-97.5)
70 (177.8)	96¾-102¾ (244.2-260.7)	15¾-16¾ (39.7-41.3)	107¾-114¾ (273.1-291.8)	21¾-22¾ (54.0-56.9)	142-151¾ (360.7-385.8)	38½-40¾ (97.8-103.9)
75 (190.5)	102¾-109¾ (261.0-277.9)	16¾-17¾ (41.6-43.5)	115-122¾ (292.1-310.9)	22½-23¾ (57.2-60.1)	152-161¾ (386.1-411.2)	41-43¾ (104.2-110.2)
80 (203.2)	109¾-115¾ (278.2-294.4)	17¾-17¾ (43.9-45.5)	122½-129¾ (311.2-329.9)	23¾-24¾ (60.4-63.2)	162-171¾ (411.5-436.6)	43½-45¾ (110.5-116.6)
85 (215.9)	116-122¾ (294.7-311.5)	18-18¾ (45.8-47.7)	130-137¾ (330.2-349.0)	25-26¾ (63.5-66.4)	172-181¾ (436.9-462.0)	46-48¾ (116.9-122.9)
90 (228.6)	122¾-129¾ (311.8-328.3)	18¾-19¾ (48.0-49.9)	137½-144¾ (349.3-368.0)	26¾-27¾ (66.7-69.6)		
95 (241.3)	129¾-135¾ (328.7-345.2)	19¾-20¾ (50.2-51.8)	145-152¾ (368.3-387.1)	27½-28¾ (69.9-72.8)		
100 (254.0)	136-142¾ (345.5-362.3)	20¾-21¾ (52.1-54.0)	152½-159¾ (387.4-406.1)	28¾-29¾ (73.1-75.9)		
105 (266.7)	142¾-149¾ (362.6-379.1)	21¾-22¾ (54.3-56.2)	160-167¾ (406.4-425.2)	30-31¾ (76.2-79.1)		
110 (279.4)	149¾-155¾ (379.5-396.0)	22¾-22¾ (56.6-58.2)	167½-174¾ (425.5-444.2)	31¾-32¾ (79.4-82.3)		
115 (292.1)	156-162¾ (396.3-413.1)	23-23¾ (58.5-60.4)	175-182¾ (444.5-463.3)	32½-33¾ (82.6-85.5)		
120 (304.8)	162¾-169¾ (413.4-429.9)	23¾-24¾ (60.7-62.6)	182½-189¾ (463.6-482.3)	33¾-34¾ (85.8-88.6)		
125 (317.5)	169¾-175¾ (430.3-446.8)	24¾-25¾ (62.9-64.5)	190-197¾ (482.6-501.4)	35-36¾ (88.9-91.8)		
130 (330.2)	176-182¾ (447.1-463.9)	25¾-26¾ (64.8-66.7)	197½-204¾ (501.7-520.4)	36¾-37¾ (92.1-95.0)		
135 (342.9)	182¾-189¾ (464.2-480.7)	26¾-27¾ (67.0-68.9)	205-212¾ (520.7-539.5)	37½-38¾ (95.3-98.2)		
140 (355.6)	189¾-195¾ (481.1-497.6)	27¾-27¾ (69.3-70.9)	212½-219¾ (539.8-558.5)	38¾-39¾ (98.5-101.3)		
145 (368.3)	196-202¾ (497.9-514.7)	28-28¾ (71.2-73.1)	220-227¾ (558.8-577.6)	40-41¾ (101.6-104.5)		
150 (381.0)	202¾-209¾ (515.0-531.5)	28¾-29¾ (73.4-75.3)	227½-234¾ (577.9-596.6)	41¾-42¾ (104.8-107.7)		
155 (393.7)	209¾-215¾ (531.9-548.4)	29¾-30¾ (75.6-77.2)	235-242¾ (596.9-615.7)	42½-43¾ (108.0-110.9)		
160 (406.4)	216-222¾ (548.7-565.5)	30¾-31¾ (77.5-79.4)	242½-249¾ (616.0-634.7)	43¾-44¾ (111.2-114.0)		
165 (419.1)	222¾-229¾ (565.8-582.3)	31¾-32¾ (79.7-81.6)	250-257¾ (635.0-653.8)	45-46¾ (114.3-117.2)		
170 (431.8)	229¾-235¾ (582.7-599.2)	32¾-32¾ (82.0-83.6)	257½-264¾ (654.1-672.8)	46¾-47¾ (117.5-120.4)		
175 (444.5)	236-242¾ (599.5-616.3)	33-33¾ (83.9-85.8)	265-272¾ (673.1-691.9)	47½-48¾ (120.7-123.6)		
180 (457.2)	242¾-249¾ (616.6-633.1)	33¾-34¾ (86.1-88.0)				
185 (469.9)	249¾-255¾ (633.4-649.9)	34¾-35¾ (88.3-89.9)				
190 (482.6)	256-262¾ (650.2-667.1)	35¾-36¾ (90.2-92.1)				
195 (495.3)	262¾-269¾ (667.4-683.9)	36¾-37¾ (92.4-94.3)				
200 (508.0)	269¾-275¾ (684.2-700.7)	37¾-37¾ (94.6-96.2)				
205 (520.7)	276-282¾ (701.0-717.9)	38-38¾ (96.6-98.4)				
210 (533.4)	282¾-289¾ (718.2-734.7)	38¾-39¾ (98.7-100.6)				
215 (546.1)	289¾-295¾ (735.0-751.5)	39¾-40¾ (101.0-102.6)				
220 (558.8)	296-302¾ (751.8-768.7)	40½-41¾ (102.9-104.8)				
225 (571.5)	302¾-309¾ (769.0-785.5)	41¾-42¾ (105.1-107.0)				
230 (584.2)	309¾-315¾ (785.8-802.3)	42¾-42¾ (107.4-108.9)				
235 (596.9)	316-322¾ (802.6-819.6)	43-43¾ (109.2-111.1)				
240 (609.6)	322¾-329¾ (819.8-836.3)	43¾-44¾ (111.5-113.3)				
242 (614.7)	329¾-332 (836.6-843.3)	44¾-45 (113.7-114.3)				

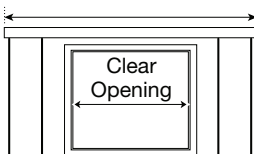
General Information

How to Measure for Uncovered or Clear Window Opening

Single Stack Left Shown
Finished shade width for total clear opening



Split Stack
(recommended for balanced appearance)
Finished shade width for total clear opening



1. Measure desired clear window opening. For additional privacy and light control, add 3" (7.7 cm) to the clear window opening measurement.
2. Match this measurement with the clear opening measurement in the track selection charts. Select the number of desired tracks. The finished shade width will be the clear window opening, 3" (7.7 cm) privacy overlap, and the panel width.
3. Order this size headrail.
4. Example: single stack
 - a. If determined width for clear opening window view is 57" (144.8 cm) including the 3" (7.7 cm) privacy overlap, the finished shade width using 4 tracks is about 80" (203.2 cm). Order an 80" (203.2 cm) width headrail.

Panel Configurations

Single Stack Shade

Single stack shades may be ordered to stack left or right. The diagrams below depict a single stack left shade. The configuration is the reverse for a single stack right shade. The white panels indicate the lead panel. Headrail is not reversible. Panel overlap is always 4" (10.2 cm).

Shade Width inches (cm)	Number of Tracks on Headrail	Number of Panels	Panel Configuration of Headrail (View From Top of Headrail)
18 (45.8) to 92 (233.7)	2	2	 Closed shade; front facing room (left-stack)
18 (45.8) to 136 (345.5)	3	3	 Closed shade; front facing room (left-stack)
20 (50.8) to 180 (457.2)	4	4	 Closed shade; front facing room (left-stack)
24 (61.0) to 192 (487.7)	5	5	 Closed shade; front facing room (left-stack)

Split Stack

The white panels indicate the lead panels and where the split will occur. Headrail is not reversible. Panel overlap is always 4" (10.2 cm).

Shade Width inches (cm)	Number of Tracks on Headrail	Number of Panels	Panel Configuration of Headrail (View From Top of Headrail)
36 (91.5) to 118 (299.8)	2	4	 Closed shade; front facing room
36 (91.5) to 272 $\frac{1}{2}$ (691.9)	4	6	 Closed shade; front facing room
36 (91.5) to 332 (843.3)	5	8	 Closed shade; front facing room

General Information

Sliding Panel: Roller, Solar, and Roman Fabrics Product Detail

Projection Brackets

- Standard on outside or wall mounts
- Used with standard mounting clips

Hidden Standard Mounting Clips

- Used for inside or ceiling mounts
- Used with projection brackets for wall mounts

Panel Attachment

- Reduces light gap and securely holds heavy fabrics

Wand Control

- Standard (always on lead panel)

Aluminum Track System

- Durable and rust resistant
- Precision roller system (in headrail)
- Quiet and smooth traversing of panels

Aluminum Hem Bar

- Provides panel stability and a finished look

Square-Corner Valance

- Optional with surcharge

Safety Cord Guide

Cord Control

- Optional at no charge
- Select right or left control

NOTE: Panel overlap is always 4" (10.2 cm). Illustrations depict a single stack right shade. Configuration is reverse for a single stack left shade. Headrail is not reversible.

General Information

Sliding Panel: Natural Shade Materials Product Detail

Projection Brackets

- Standard on outside or wall mounts
- Used with standard mounting clips

Hidden Standard Mounting Clips

- Used for inside or ceiling mounts
- Used with projection brackets for wall mounts

Panel Attachment

- Reduces light gap and securely holds heavy materials

Wand Control

- Standard (always on lead panel)

Aluminum Track System

- Durable and rust resistant
- Precision roller system (in headrail)
- Quiet and smooth traversing of panels

Edge Banding

- Protects edges of natural shade material

Valance Clips

Premiere Valance

- Optional with surcharge

Safety Cord Guide

Cord Control

- Optional at no charge
- Select right or left control

NOTE: Panel overlap is always 4" (10.2 cm). Illustrations depict a single stack right shade. Configuration is reverse for a single stack left shade. Headrail is not reversible.

Price Charts

Price Group A: Roller Shade Fabric*: Cambridge LF, Capri, Essential
Solar Shade Fabric^A: Standard Weave 3%, Standard Weave 5%,
Vanguard 3%, Vanguard 5%
Roman Shade Fabric[†]: Regal

Height up to inches (cm) ↓	Width up to inches (cm) →																											
48 (122.0) 60 (152.4) 72 (182.9) 84 (213.4) 96 (243.9) 108 (274.4) 120 (304.8) 132 (335.3) 144 (365.8)	48 (122.0)	60 (152.4)	72 (182.9)	78 (198.2)	84 (213.4)	96 (243.9)	108 (274.4)	120 (304.8)	132 (335.3)	144 (365.8)	156 (396.3)	168 (426.8)	180 (457.2)	192 (487.7)	202 (513.1)	212 (538.5)	222 (563.9)	232 (589.3)	242 (614.7)	252 (640.1)	262 (665.5)	272 (690.9)	282 (716.3)	292 (741.7)	302 (767.1)	312 (792.5)	322 (817.9)	332 (843.3)
36 (91.5)	\$477	551	610	636	737	751	805	1021	1082	1124	1190	1245	1324	1338	1419	1501	1582	1662	1744	1825	1906	1988	2069	2149	2231	2312	2393	2474
48 (122.0)	512	597	663	691	798	814	885	1110	1178	1228	1296	1362	1450	1467	1558	1650	1742	1833	1925	2016	2108	2200	2292	2384	2475	2567	2659	2750
60 (152.4)	543	641	715	749	868	883	964	1193	1277	1332	1400	1474	1580	1596	1692	1788	1884	1980	2076	2172	2268	2363	2459	2555	2651	2747	2843	2939
72 (182.9)	575	683	768	808	929	947	1040	1283	1375	1435	1506	1592	1711	1724	1827	1930	2034	2137	2240	2344	2447	2550	2654	2756	2859	2963	3066	3169
84 (213.4)	610	728	819	866	998	1014	1119	1366	1472	1543	1611	1707	1841	1853	1963	2074	2184	2295	2405	2517	2627	2738	2848	2959	3069	3181	3291	3401
96 (243.9)	641	773	872	921	1062	1081	1200	1453	1566	1645	1715	1820	1967	1983	2098	2213	2327	2443	2558	2672	2787	2902	3017	3131	3246	3362	3476	3591
108 (274.4)	674	814	928	979	1130	1145	1280	1543	1665	1750	1820	1934	2098	2109	2232	2354	2477	2598	2720	2843	2965	3087	3209	3332	3454	3576	3698	3821
120 (304.8)	704	856	978	1037	1193	1210	1359	1628	1761	1853	1929	2053	2225	2240														
132 (335.3)	740	901	1032	1096	1262	1280	1435	1715	1860	1958	2034	2166	2355	2372														
144 (365.8)	773	943	1083	1153	1325	1342	1516	1802	1956	2063	2140	2279	2486	2498														
Add Surcharge to Shade Price																												
Square-Corner Valance	\$94	102	106	111	113	123	129	132	133	136	139	140	143	146	154	162	170	178	186	194	202	210	218	226	234	242	250	258

Colors

Roller Shade Fabric* Cambridge LF	Solar Shade Fabric ^A Standard Weave 3%	Roman Shade Fabric [†] Regal
Clay T1107	Café Doppio T8207	Black T3216
Cocoa Bean T1115	Calcite T8201	Snow White T3210
Inkwell T1105	Chiseled T8208	Vanilla T3211
Ivory T1103	Daikon T8202	
Misty T1114	Infallible T8203	
Off White T1102	Once T8204	
White T1101	Polished T8206	
Capri	Veranda T8205	
Chateau T1233	Standard Weave 5%	
Lanai T1231	Café Doppio T8307	
Pewter T1234	Calcite T8301	
Essential	Chiseled T8308	
Beige T0016	Daikon T8302	
Black T0039	Infallible T8303	
Canyon T0015	Once T8304	
Classic White T0011	Polished T8306	
Ivory T0033	Veranda T8305	
Smokey T0055		
Stone T0017		
Taupe T0044		
	Vanguard 3%	
	Authentic T8209	
	Chrome T8215	
	Cortina T8210	
	Dew T8214	
	Elusive T8212	
	Gentle Beige T8211	
	Homage T8217	
	Macedonia T8213	
	Obsidian T8219	
	Peloton T8218	
	Pendulum T8216	
	Vanguard 5%	
	Authentic T8309	
	Chrome T8315	
	Cortina T8310	
	Dew T8314	
	Elusive T8312	
	Gentle Beige T8311	
	Homage T8317	
	Macedonia T8313	
	Obsidian T8319	
	Peloton T8318	
	Pendulum T8316	

*Coordinates with LightWeaves® Roller Shades
^ACoordinates with LightWeaves Solar Shades
[†]Coordinates with Graber® Fresco® Roman Shades

Price Charts

Price Group B: Roller Shade Fabric*: Harmony, Rujin, Sheffield, Suburban II
Solar Shade Fabric^A: Cumulus, Monticello, Plexus 3%, Plexus 5%,
Standard Weave 1%, Standard Weave 10%, Vanguard 1%, Venture
Roman Shade Fabric[†]: Cristale, Versailles

Height up to inches (cm) ↓	Width up to inches (cm) →																											
	48	60	72	78	84	96	108	120	132	144	156	168	180	192	202	212	222	232	242	252	262	272	282	292	302	312	322	332
36 (91.5)	\$507	589	653	680	786	805	870	1093	1160	1208	1272	1340	1428	1439	1524	1610	1695	1781	1867	1952	2038	2123	2209	2294	2380	2465	2550	2636
48 (122.0)	572	701	783	823	950	961	971	1205	1289	1345	1415	1490	1594	1610	1711	1810	1911	2011	2112	2212	2312	2413	2512	2613	2713	2814	2914	3015
60 (152.4)	640	764	859	908	1042	1059	1075	1320	1416	1481	1551	1640	1766	1778	1889	2000	2110	2221	2332	2443	2554	2665	2776	2886	2997	3108	3219	3330
72 (182.9)	688	819	936	986	1133	1157	1176	1434	1544	1623	1690	1790	1933	1948	2066	2184	2302	2421	2539	2658	2776	2894	3012	3130	3248	3367	3485	3603
84 (213.4)	729	882	1011	1068	1219	1254	1281	1547	1667	1762	1825	1942	2100	2115	2246	2377	2507	2638	2770	2900	3031	3162	3293	3424	3555	3686	3816	3947
96 (243.9)	740	900	1041	1099	1254	1277	1387	1656	1798	1896	1962	2093	2268	2284	2422	2560	2699	2837	2976	3113	3251	3390	3528	3666	3805	3943	4082	4220
108 (274.4)	752	915	1065	1133	1289	1304	1487	1769	1924	2037	2100	2244	2441	2454	2597	2741	2884	3028	3171	3315	3458	3602	3745	3890	4033	4177	4320	4464
120 (304.8)	792	971	1136	1205	1368	1387	1591	1882	2047	2173	2243	2394	2610	2625														
132 (335.3)	834	1026	1204	1281	1452	1471	1693	1996	2176	2312	2378	2541	2778	2795														
144 (365.8)	876	1081	1271	1357	1536	1551	1798	2107	2303	2450	2513	2693	2948	2962														
Add Surcharge to Shade Price																												
Square-Corner Valance	\$94	102	106	111	113	123	129	132	133	136	139	140	143	146	154	162	170	178	186	194	202	210	218	226	234	242	250	258

Colors

Roller Shade Fabric* Harmony	Solar Shade Fabric ^A Cumulus	Standard Weave 1%	Roman Shade Fabric [†] Cristale
Cityscape T2601	Linen T0506	Café Doppio T7907	Angora T3271
Harvest T2603	Melon T0505	Calcite T7901	Antique White T3274
Marina T2606	Rice T0507	Chiseled T7908	Parchment T3272
Pebble T2602	Wrought Iron T0504	Daikon T7902	Pristine T3273
Shiplap T2607	Monticello	Infallible T7903	Versailles
Tassel T2605	Burro T0442	Once T7904	Chocolate T3261
Rujin	Dune T0443	Polished T7906	French Beige T3264
Beachwood T8106	Mist T0441	Veranda T7905	Toast T3260
Olive Gray T8103	Rust T0445	Standard Weave 10%	
Russet T8105	Tikki T0444	Café Doppio T8407	
Toasted Almond T8102	Plexus 3%	Calcite T8401	
Sheffield	Black Granite T7710	Chiseled T8408	
Chelsea T3101	Chalcedony T7704	Daikon T8402	
Eclipse T3105	Landmark T7706	Infallible T8403	
Henley T3102	Niche T7713	Once T8404	
Manor T3108	Nutley Pier T7709	Polished T8406	
Meadow T3107	Penumbra T7708	Veranda T8405	
Tuscon T3104	Provisions T7703	Vanguard 1%	
Weathered T3106	Renewal T7702	Authentic T7909	
Windsor T3103	Soapstone T7701	Chrome T7915	
Suburban II	Stately T7705	Cortina T7910	
Highland T0804	Sublime Gray T7712	Dew T7914	
Mystic T0802	Tranquility T7711	Elusive T7912	
White T0801	Travertine T7707	Gentle Beige T7911	
	Plexus 5%	Homage T7917	
	Black Granite T7810	Macedonia T7913	
	Chalcedony T7804	Obsidian T7919	
	Landmark T7806	Peloton T7918	
	Niche T7813	Pendulum T7916	
	Nutley Pier T7809	Venture	
	Penumbra T7808	Backdrop T6906	
	Provisions T7803	Capture T6902	
	Renewal T7802	Future Days T6903	
	Soapstone T7801	Iconic T6901	
	Stately T7805	Minimal T6904	
	Sublime Gray T7812	Vibe T6905	
	Tranquility T7811		
	Travertine T7807		

Price Charts

**Price Group C: Roller Shade Fabric*: Arboretum LF, Banquet, Cambridge RD, Crossweave, Elements, Empire, Prairie, Sedona, Whitcomb
Solar Shade Fabric^A: Chronicles, Complex, Exposition**

Height up to inches (cm)	Width up to inches (cm) →																											
48 (122.0)	60 (152.4)	72 (182.9)	78 (198.2)	84 (213.4)	96 (243.9)	108 (274.4)	120 (304.8)	132 (335.3)	144 (365.8)	156 (396.3)	168 (426.8)	180 (457.2)	192 (487.7)	202 (513.1)	212 (538.5)	222 (563.9)	232 (589.3)	242 (614.7)	252 (640.1)	262 (665.5)	272 (690.9)	282 (716.3)	292 (741.7)	302 (767.1)	312 (792.5)	322 (817.9)	332 (843.3)	
36 (91.5)	\$569	668	747	783	906	921	1006	1253	1334	1393	1466	1546	1650	1666	1766	1867	1967	2067	2168	2267	2368	2468	2569	2669	2770	2870	2969	3070
48 (122.0)	625	744	839	882	1020	1036	1143	1398	1504	1577	1646	1744	1875	1891	2005	2119	2232	2347	2461	2575	2689	2803	2917	3031	3145	3260	3373	3487
60 (152.4)	680	820	931	982	1135	1152	1278	1551	1666	1756	1829	1941	2099	2115	2238	2360	2483	2605	2727	2850	2971	3094	3216	3339	3461	3584	3706	3829
72 (182.9)	736	894	1020	1080	1245	1264	1413	1695	1838	1932	2009	2139	2321	2336	2472	2609	2745	2881	3018	3154	3289	3426	3562	3698	3835	3971	4107	4244
84 (213.4)	795	970	1112	1181	1363	1375	1551	1845	2006	2113	2194	2336	2542	2563	2711	2860	3009	3158	3307	3455	3604	3754	3902	4051	4199	4349	4498	4646
96 (243.9)	847	1044	1203	1278	1473	1489	1688	1997	2173	2291	2377	2537	2768	2783	2943	3102	3262	3420	3580	3739	3899	4058	4218	4377	4537	4696	4855	5015
108 (274.4)	906	1115	1295	1375	1588	1607	1829	2142	2341	2470	2553	2735	2989	3006	3181	3355	3529	3703	3878	4052	4226	4400	4575	4749	4923	5097	5272	5446
120 (304.8)	957	1192	1385	1477	1702	1719	1962	2291	2505	2652	2735	2933	3214	3229														
132 (335.3)	1017	1267	1474	1580	1816	1834	2099	2438	2675	2832	2916	3130	3437	3451														
144 (365.8)	1074	1345	1567	1677	1927	1944	2233	2594	2840	3009	3101	3327	3660	3676														
Add Surcharge to Shade Price																												
Square-Corner Valance	\$94	102	106	111	113	123	129	132	133	136	139	140	143	146	154	162	170	178	186	194	202	210	218	226	234	242	250	258

Colors

Roller Shade Fabric*	
<p style="text-align: center; margin: 0;">Arboretum LF</p> <p>Distinguished T3604</p> <p>Monarch T3602</p> <p>Serene T3601</p> <p>Sirius T3603</p> <p style="text-align: center; margin: 10px 0;">Banquet</p> <p>Haute T4301</p> <p>Helix T4302</p> <p>Vintage T4303</p> <p style="text-align: center; margin: 10px 0;">Cambridge RD</p> <p>Cocoa Bean T1215</p> <p>Inkwell T1205</p> <p>Ivory T1203</p> <p>Misty T1214</p> <p>Off White T1202</p> <p>White T1201</p> <p style="text-align: center; margin: 10px 0;">Crossweave</p> <p>Brick T1334</p> <p>Cedar T3007</p> <p>Merlot T1333</p> <p>Natural T1331</p> <p>Quarry T3008</p>	<p style="text-align: center; margin: 0;">Elements</p> <p>Canvas T0301</p> <p>Dune T0305</p> <p style="text-align: center; margin: 10px 0;">Empire</p> <p>Anchor T3502</p> <p>Boca T3504</p> <p>Column T3503</p> <p>Destination T3505</p> <p>Picket Fence T3501</p> <p style="text-align: center; margin: 10px 0;">Prairie</p> <p>Candle T0022</p> <p>Pure T0021</p> <p>Woodgrain T0024</p> <p style="text-align: center; margin: 10px 0;">Sedona</p> <p>Antique White T7206</p> <p>Buff T7205</p> <p>Granite T7201</p> <p>Raven T7204</p> <p style="text-align: center; margin: 10px 0;">Whitcomb</p> <p>Invitation T4602</p> <p>Juniper T4603</p> <p>Paloverde T4601</p>

Solar Shade Fabric ^A
<p style="text-align: center; margin: 0;">Chronicles</p> <p>Feather T9201</p> <p>Skyline T9202</p> <p>Sumatra T9203</p> <p>Tuxedo T9204</p> <p style="text-align: center; margin: 10px 0;">Complex</p> <p>Chance T8604</p> <p>Couture T8603</p> <p>Oceans T8605</p> <p>Visage T8606</p> <p style="text-align: center; margin: 10px 0;">Exposition</p> <p>Consummate T8501</p> <p>Genesis T8502</p> <p>Resonance T8504</p> <p>Wishlist T8503</p>

*Coordinates with LightWeaves® Roller Shades
^ACoordinates with LightWeaves Solar Shades

Price Charts

Price Group D: Roller Shade Fabric*: Allure, Arboretum BO, Crystalline, Herald, Monaco, Opulent, Palisades, Riverbend, Whitehall
Solar Shade Fabric^A: Epitome, Guildhall, Kismet, Merit, Paradigm, Plexus 1%, Prodigy, Reaction, Resolve

Height up to inches (cm) ↓	Width up to inches (cm) →																											
(cm)	48	60	72	78	84	96	108	120	132	144	156	168	180	192	202	212	222	232	242	252	262	272	282	292	302	312	322	332
(122.0)	(152.4)	(182.9)	(198.2)	(213.4)	(243.9)	(274.4)	(304.8)	(335.3)	(365.8)	(396.3)	(426.8)	(457.2)	(487.7)	(513.1)	(538.5)	(563.9)	(589.3)	(614.7)	(640.1)	(665.5)	(690.9)	(716.3)	(741.7)	(767.1)	(792.5)	(817.9)	(843.3)	
36 (91.5)	\$605	729	824	871	1003	1018	1137	1372	1480	1555	1621	1717	1859	1871	1982	2093	2204	2316	2427	2538	2649	2760	2871	2983	3094	3205	3316	3427
48 (122.0)	686	835	953	1014	1169	1187	1334	1592	1723	1819	1887	2011	2185	2201	2330	2460	2589	2718	2848	2976	3106	3235	3364	3493	3623	3751	3881	4010
60 (152.4)	769	945	1081	1162	1337	1351	1534	1808	1971	2083	2155	2300	2516	2525	2672	2819	2966	3113	3260	3408	3555	3702	3849	3996	4143	4291	4438	4585
72 (182.9)	850	1054	1206	1307	1504	1521	1733	2027	2219	2345	2421	2593	2840	2856	3021	3186	3351	3517	3681	3847	4012	4177	4342	4508	4672	4838	5003	5168
84 (213.4)	933	1164	1337	1451	1671	1687	1933	2245	2463	2610	2686	2885	3167	3179	3362	3545	3729	3912	4095	4278	4460	4645	4827	5010	5193	5376	5560	5743
96 (243.9)	1014	1274	1466	1596	1837	1856	2133	2465	2710	2874	2953	3174	3495	3507	3706	3905	4104	4303	4503	4701	4900	5099	5298	5498	5696	5896	6095	6293
108 (274.4)	1099	1382	1592	1743	2006	2020	2332	2682	2953	3137	3219	3465	3824	3834	4054	4274	4494	4715	4935	5155	5375	5596	5816	6036	6256	6477	6697	6917
120 (304.8)	1179	1490	1719	1892	2173	2189	2535	2902	3199	3403	3488	3754	4148	4161														
132 (335.3)	1259	1599	1848	2036	2339	2354	2731	3121	3443	3665	3754	4049	4478	4492														
144 (365.8)	1343	1709	1976	2181	2505	2521	2934	3339	3686	3931	4022	4340	4805	4818														
Add Surcharge to Shade Price																												
Square-Corner Valance	\$94	102	106	111	113	123	129	132	133	136	139	140	143	146	154	162	170	178	186	194	202	210	218	226	234	242	250	258

Colors

Roller Shade Fabric*				Solar Shade Fabric ^A			
Allure		Opulent		Epitome		Plexus 1%	
Fog	T2703	Ebony	T0106	Beatnik	T8905	Black Granite	T7610
Glimmer	T2706	Opal	T0101	Denali	T8901	Chalcedony	T7604
Latte	T2705	Pale Brown	T0103	Statuesque	T8902	Landmark	T7606
Still Water	T2702	Parchment	T0102	Swift	T8903	Niche	T7613
Titanium	T2704	Twilight	T0104	Urban	T8904	Nutley Pier	T7609
Arboretum BO		Zinc	T0105	Guildhall		Penumbra	T7608
Distinguished	T3703	Palisades		Armor	T9304	Provisions	T7603
Monarch	T3702	Bridge	T4202	Illusion	T9302	Renewal	T7602
Serene	T3701	Chapbook	T4201	Montage	T9303	Soapstone	T7601
Sirius	T3704	Eggplant	T4205	Mystery	T9305	Stately	T7605
Crystalline		Equine	T4203	Tenor	T9301	Sublime Gray	T7612
Beryl	T1251	Lynx	T4204	Kismet		Tranquility	T7611
Copper	T1254	Riverbend		Immediate	T9402	Travertine	T7607
Selenite	T1252	Khaki	T1007	Paris	T9404	Prodigy	
Herald		Maduro	T1009	Porch	T9403	Pacific	T8802
Heirloom	T3803	Natural	T1006	Subdued	T9401	Parfrey	T8804
Library	T3801	Rust	T1004	Vivant	T9405	Southport	T8803
Monumental	T3802	Steel	T1005	Merit		Tandem	T8805
Tsunami	T3804	Whitehall		Atmosphere	T9504	Vintage	T8801
Monaco		Nectar	T3903	Cavalier	T9506	Reaction	
Enchant	T1291	Seattle Mist	T3905	Clarity	T9501	Adventures	T8702
Synergy	T1292	Veranda	T3901	Emulation	T9503	Coveted	T8704
		Westminster	T3904	Exquisite	T9505	Fate	T8703
		Wolverine	T3902	Panoramic	T9502	Release	T8701
				Paradigm		Resolve	
				Archive	T9107	Joyful	T8601
				Declaration	T9106	Studio	T8602
				Intrepid	T9103		
				Relic	T9101		
				Resolute	T9105		
				Revere	T9104		
				Treasure	T9102		

*Coordinates with LightWeaves® Roller Shades

^ACoordinates with LightWeaves Solar Shades

Price Charts

Price Group E: Natural Shade Material[§]: Lipo, Revelry

Height up to inches (cm)	Width up to inches (cm) →																											
	48 (122.0)	60 (152.4)	72 (182.9)	78 (198.2)	84 (213.4)	96 (243.9)	108 (274.4)	120 (304.8)	132 (335.3)	144 (365.8)	156 (396.3)	168 (426.8)	180 (457.2)	192 (487.7)	202 (513.1)	212 (538.5)	222 (563.9)	232 (589.3)	242 (614.7)	252 (640.1)	262 (665.5)	272 (690.9)	282 (716.3)	292 (741.7)	302 (767.1)	312 (792.5)	322 (817.9)	332 (843.3)
36 (91.5)	\$511	601	669	729	844	858	935	1165	1242	1297	1363	1439	1537	1551	1643	1734	1827	1918	2009	2101	2193	2284	2375	2467	2558	2650	2742	2834
48 (122.0)	562	667	752	821	948	965	1064	1302	1398	1468	1535	1623	1746	1760	1866	1973	2078	2185	2291	2398	2504	2611	2717	2823	2929	3037	3143	3250
60 (152.4)	628	734	834	912	1057	1074	1191	1443	1551	1635	1700	1806	1955	1970	2085	2201	2317	2433	2549	2665	2781	2897	3012	3129	3246	3361	3477	3593
72 (182.9)	661	804	912	1005	1160	1178	1318	1579	1711	1798	1870	1993	2161	2176	2301	2429	2555	2683	2809	2935	3062	3189	3316	3443	3568	3695	3822	3948
84 (213.4)	713	869	998	1110	1269	1279	1443	1685	1867	1967	2044	2176	2368	2386	2525	2664	2804	2943	3081	3221	3361	3500	3639	3779	3919	4058	4197	4337
96 (243.9)	759	935	1079	1191	1370	1388	1529	1860	2023	2136	2212	2361	2580	2589	2739	2888	3037	3185	3334	3483	3632	3781	3930	4079	4229	4378	4527	4676
108 (274.4)	812	1000	1160	1279	1481	1496	1700	1995	2179	2301	2381	2545	2784	2800	2963	3125	3288	3452	3615	3777	3940	4103	4266	4428	4592	4754	4916	5081
120 (304.8)	858	1068	1239	1377	1585	1601	1828	2136	2331	2470	2545	2730	2993	3006														
132 (335.3)	912	1136	1324	1470	1691	1707	1955	2273	2492	2636	2717	2915	3199	3216														
144 (365.8)	964	1204	1407	1560	1795	1809	2081	2413	2645	2804	2889	3100	3408	3423														

Add Surcharge to Shade Price

Premiere Valance*	\$121	130	136	144	147	158	165	168	171	173	178	180	186	190	201	212	223	234	245	256	267	278	289	300	311	322	333	344
Privacy Liner*	219	227	349	360	480	494	634	652	667	689	709	731	750	774	814	854	894	934	974	1014	1054	1094	1134	1174	1214	1254	1294	1334
Room-Darkening Liner*	288	298	462	477	634	652	835	860	884	911	939	966	1000	1034	1088	1142	1196	1250	1304	1358	1412	1466	1520	1574	1628	1682	1736	1790

*Only available on natural shade materials. See shade options.

Colors

Natural Shade Material[§]

Lipo

Revelry

Ambrosia	T6702	Birdnest	T0045
Earthtones	T6793	Dove	T0745
Java	T6703	Dusk	T0743
Tahoe	T0705		

[§]Coordinates with Tradewinds® Natural Shades

Edge Banding and Liner Colors (Natural Shade Material Only)

1" Twill Edge Banding	2" Twill Edge Banding	2" Decorative Edge Banding
Black 7000	Black 1000	Serpentine Cocoa 3003
Chocolate 7006	Chocolate 1005	Serpentine Cosmos 3170
Cocoa 7001	Cocoa 1001	Serpentine Landscape 3171
Dark Beige 7005	Dark Beige 1003	Trellis Basalt 3172
Gray 7176	Gray 1176	Trellis Dune 3173
Light Sage 7173	Light Sage 1173	
Mink Gray 7174	Mink Gray 1174	
Muslin 7172	Muslin 1172	
Smoke 7175	Smoke 1175	
Snow White 7170	Snow White 1170	
Taupe 7008	Taupe 1007	
Toffee 7002	Toffee 1002	
Vanilla 7171	Vanilla 1171	

NOTE: Edge banding required with natural shade materials; not available on roller, solar, or Roman fabrics. See shade options: edge banding.

Price Charts

Price Group F: Natural Shade Material[§]: Chencun, Escape, Majian, Serenity, Toushan II

Height up to inches (cm)	Width up to inches (cm) →																											
	48 (122.0)	60 (152.4)	72 (182.9)	78 (198.2)	84 (213.4)	96 (243.9)	108 (274.4)	120 (304.8)	132 (335.3)	144 (365.8)	156 (396.3)	168 (426.8)	180 (457.2)	192 (487.7)	202 (513.1)	212 (538.5)	222 (563.9)	232 (589.3)	242 (614.7)	252 (640.1)	262 (665.5)	272 (690.9)	282 (716.3)	292 (741.7)	302 (767.1)	312 (792.5)	322 (817.9)	332 (843.3)
36 (91.5)	\$566	665	743	779	899	915	973	1210	1290	1348	1417	1495	1598	1612	1709	1804	1902	1998	2096	2193	2289	2387	2483	2580	2676	2773	2870	2967
48 (122.0)	621	740	832	875	1011	1029	1108	1354	1452	1525	1594	1687	1813	1830	1938	2047	2155	2263	2372	2481	2589	2698	2807	2915	3024	3132	3242	3349
60 (152.4)	698	813	924	973	1127	1143	1237	1499	1612	1698	1769	1877	2031	2046	2165	2284	2403	2522	2642	2761	2880	2999	3118	3237	3357	3476	3596	3714
72 (182.9)	732	889	1011	1073	1237	1257	1326	1590	1780	1871	1944	2071	2244	2260	2393	2525	2656	2788	2920	3053	3184	3317	3449	3580	3712	3844	3976	4109
84 (213.4)	788	963	1104	1159	1353	1364	1451	1706	1939	2043	2124	2260	2461	2480	2624	2769	2914	3059	3204	3348	3492	3637	3782	3927	4072	4217	4361	4506
96 (243.9)	844	1036	1195	1272	1464	1481	1597	1871	2102	2216	2299	2454	2681	2693	2847	3001	3155	3310	3465	3619	3773	3927	4082	4236	4390	4544	4698	4853
108 (274.4)	899	1108	1283	1364	1578	1594	1769	2074	2264	2392	2472	2645	2892	2909	3076	3246	3413	3581	3750	3918	4086	4254	4422	4591	4758	4927	5095	5263
120 (304.8)	951	1185	1376	1470	1690	1709	1898	2216	2424	2568	2645	2838	3109	3123														
132 (335.3)	1009	1259	1466	1567	1802	1822	2031	2360	2588	2741	2822	3030	3325	3339														
144 (365.8)	1066	1334	1557	1662	1913	1930	2161	2506	2748	2912	2999	3219	3541	3557														

Add Surcharge to Shade Price

Premiere Valance*	\$121	130	136	144	147	158	165	168	171	173	178	180	186	190	201	212	223	234	245	256	267	278	289	300	311	322	333	344
Privacy Liner*	219	227	349	360	480	494	634	652	667	689	709	731	750	774	814	854	894	934	974	1014	1054	1094	1134	1174	1214	1254	1294	1334
Room-Darkening Liner*	288	298	462	477	634	652	835	860	884	911	939	966	1000	1034	1088	1142	1196	1250	1304	1358	1412	1466	1520	1574	1628	1682	1736	1790

*Only available on natural shade materials. See shade options.

Colors

Natural Shade Material[§]

Chencun	Majian	Serenity	Toushan II
Appaloosa T0846	Driftwood T2445	Coastline T5702	Mocha T3759
White T0417	Toffee T2296	Dover White T5700	Taupe T3659
Escape		Haze T1502	
Forest T5601			
Island T5602			

[§]Coordinates with Tradewinds[®] Natural Shades

Edge Banding and Liner Colors (Natural Shade Material Only)

1" Twill Edge Banding	2" Twill Edge Banding	2" Decorative Edge Banding
Black 7000	Black 1000	Serpentine Cocoa 3003
Chocolate 7006	Chocolate 1005	Serpentine Cosmos 3170
Cocoa 7001	Cocoa 1001	Serpentine Landscape 3171
Dark Beige 7005	Dark Beige 1003	Trellis Basalt 3172
Gray 7176	Gray 1176	Trellis Dune 3173
Light Sage 7173	Light Sage 1173	
Mink Gray 7174	Mink Gray 1174	
Muslin 7172	Muslin 1172	
Smoke 7175	Smoke 1175	
Snow White 7170	Snow White 1170	
Taupe 7008	Taupe 1007	
Toffee 7002	Toffee 1002	
Vanilla 7171	Vanilla 1171	

NOTE: Edge banding required with natural shade materials; not available on roller, solar, or Roman fabrics. See shade options: edge banding.

Price Charts

Price Group G: Natural Shade Material[§]: Inan, Moniz, Yunnan

Height up to inches (cm)	Width up to inches (cm) →																											
	48 (122.0)	60 (152.4)	72 (182.9)	78 (198.2)	84 (213.4)	96 (243.9)	108 (274.4)	120 (304.8)	132 (335.3)	144 (365.8)	156 (396.3)	168 (426.8)	180 (457.2)	192 (487.7)	202 (513.1)	212 (538.5)	222 (563.9)	232 (589.3)	242 (614.7)	252 (640.1)	262 (665.5)	272 (690.9)	282 (716.3)	292 (741.7)	302 (767.1)	312 (792.5)	322 (817.9)	332 (843.3)
36 (91.5)	\$610	717	798	837	968	986	1077	1339	1427	1490	1568	1652	1766	1784	1889	1994	2100	2205	2311	2416	2521	2627	2733	2838	2943	3048	3153	3259
48 (122.0)	669	796	898	942	1088	1110	1225	1498	1609	1685	1764	1867	2006	2025	2145	2267	2389	2509	2631	2753	2874	2995	3116	3237	3359	3480	3602	3722
60 (152.4)	750	877	996	1049	1213	1232	1370	1658	1784	1878	1954	2075	2247	2263	2397	2531	2663	2796	2928	3062	3195	3328	3461	3594	3728	3860	3993	4126
72 (182.9)	788	959	1088	1156	1335	1354	1513	1819	1969	2068	2149	2290	2388	2501	2646	2791	2935	3079	3224	3369	3515	3660	3805	3948	4093	4238	4383	4528
84 (213.4)	851	1039	1191	1275	1459	1472	1658	1978	2100	2259	2348	2501	2723	2741	2900	3060	3219	3379	3539	3699	3858	4018	4178	4337	4496	4656	4816	4976
96 (243.9)	907	1117	1285	1370	1576	1597	1805	2136	2326	2455	2543	2716	2964	2979	3151	3324	3496	3669	3841	4014	4186	4357	4531	4703	4876	5048	5220	5393
108 (274.4)	968	1193	1385	1472	1700	1720	1954	2293	2504	2646	2736	2925	3199	3218	3406	3593	3780	3968	4155	4342	4530	4716	4904	5092	5279	5466	5654	5841
120 (304.8)	1023	1277	1483	1582	1823	1840	2100	2455	2684	2840	2925	3138	3440	3456														
132 (335.3)	1087	1357	1579	1688	1943	1961	2247	2614	2863	3031	3122	3353	3678	3694														
144 (365.8)	1152	1435	1678	1791	2062	2080	2393	2772	3039	3221	3320	3561	3917	3935														

Add Surcharge to Shade Price

Premiere Valance*	\$121	130	136	144	147	158	165	168	171	173	178	180	186	190	201	212	223	234	245	256	267	278	289	300	311	322	333	344
Privacy Liner*	219	227	349	360	480	494	634	652	667	689	709	731	750	774	814	854	894	934	974	1014	1054	1094	1134	1174	1214	1254	1294	1334
Room-Darkening Liner*	288	298	462	477	634	652	835	860	884	911	939	966	1000	1034	1088	1142	1196	1250	1304	1358	1412	1466	1520	1574	1628	1682	1736	1790

*Only available on natural shade materials. See shade options.

Colors

Natural Shade Material[§]

Inan	Moniz	Yunnan
Umber T4858	Austria T5083	Arctic Seal T9585
	Belgium T5084	Rocky Shore T9587
	Finland T5080	Sky T9586
	Peru T5081	

[§]Coordinates with Tradewinds® Natural Shades

Edge Banding and Liner Colors (Natural Shade Material Only)

1" Twill Edge Banding	2" Twill Edge Banding	2" Decorative Edge Banding
Black 7000	Black 1000	Serpentine Cocoa 3003
Chocolate 7006	Chocolate 1005	Serpentine Cosmos 3170
Cocoa 7001	Cocoa 1001	Serpentine Landscape 3171
Dark Beige 7005	Dark Beige 1003	Trellis Basalt 3172
Gray 7176	Gray 1176	Trellis Dune 3173
Light Sage 7173	Light Sage 1173	
Mink Gray 7174	Mink Gray 1174	
Muslin 7172	Muslin 1172	
Smoke 7175	Smoke 1175	
Snow White 7170	Snow White 1170	
Taupe 7008	Taupe 1007	
Toffee 7002	Toffee 1002	
Vanilla 7171	Vanilla 1171	

NOTE: Edge banding required with natural shade materials; not available on roller, solar, or Roman fabrics. See shade options: edge banding.

Price Charts

Price Group H: Natural Shade Material[§]: Amour, Boardwalk, Majuro

Height up to inches (cm)	Width up to inches (cm) →																											
	48 (122.0)	60 (152.4)	72 (182.9)	78 (198.2)	84 (213.4)	96 (243.9)	108 (274.4)	120 (304.8)	132 (335.3)	144 (365.8)	156 (396.3)	168 (426.8)	180 (457.2)	192 (487.7)	202 (513.1)	212 (538.5)	222 (563.9)	232 (589.3)	242 (614.7)	252 (640.1)	262 (665.5)	272 (690.9)	282 (716.3)	292 (741.7)	302 (767.1)	312 (792.5)	322 (817.9)	332 (843.3)
36 (91.5)	\$624	735	819	894	1032	1050	1144	1426	1521	1586	1669	1762	1881	1899	2010	2123	2234	2346	2458	2569	2682	2793	2905	3017	3128	3241	3351	3463
48 (122.0)	687	817	920	1004	1160	1180	1303	1593	1712	1794	1877	1986	2135	2152	2284	2414	2546	2676	2808	2938	3069	3200	3331	3462	3593	3723	3855	3985
60 (152.4)	770	900	1021	1117	1293	1315	1459	1766	1899	2000	2081	2211	2392	2409	2551	2693	2835	2975	3117	3259	3401	3542	3683	3825	3967	4109	4249	4391
72 (182.9)	809	984	1117	1230	1419	1439	1613	1934	2094	2201	2289	2438	2644	2662	2816	2970	3124	3279	3433	3588	3742	3896	4050	4204	4358	4515	4669	4823
84 (213.4)	872	1064	1220	1357	1551	1566	1766	2098	2283	2405	2500	2662	2898	2918	3091	3261	3432	3604	3775	3946	4118	4289	4460	4632	4803	4975	5146	5317
96 (243.9)	929	1144	1320	1459	1678	1697	1993	2276	2475	2614	2707	2890	3155	3170	3353	3535	3718	3902	4085	4268	4451	4634	4817	5000	5183	5366	5549	5732
108 (274.4)	993	1223	1419	1566	1812	1831	2081	2441	2665	2816	2912	3114	3406	3427	3625	3823	4021	4219	4417	4614	4813	5011	5208	5406	5605	5803	6001	6199
120 (304.8)	1050	1307	1519	1685	1941	1958	2237	2614	2852	3023	3114	3339	3662	3678														
132 (335.3)	1116	1391	1620	1797	2069	2088	2392	2781	3048	3225	3325	3567	3916	3934														
144 (365.8)	1178	1472	1720	1907	2197	2214	2547	2954	3236	3430	3534	3791	4170	4190														

Add Surcharge to Shade Price

Premiere Valance*	\$121	130	136	144	147	158	165	168	171	173	178	180	186	190	201	212	223	234	245	256	267	278	289	300	311	322	333	344
Privacy Liner*	219	227	349	360	480	494	634	652	667	689	709	731	750	774	814	854	894	934	974	1014	1054	1094	1134	1174	1214	1254	1294	1334
Room-Darkening Liner*	288	298	462	477	634	652	835	860	884	911	939	966	1000	1034	1088	1142	1196	1250	1304	1358	1412	1466	1520	1574	1628	1682	1736	1790

*Only available on natural shade materials. See shade options.

Colors

Natural Shade Material[§]

Amour

Majuro

Pearl	T0116	Cattail	T5071
Radiant	T0001	Daisy	T5070
		Stonybrook	T5073
		Trail	T5072

Boardwalk

Pier	T5968
----------------	-------

[§]Coordinates with Tradewinds® Natural Shades

Edge Banding and Liner Colors (Natural Shade Material Only)

1" Twill Edge Banding	2" Twill Edge Banding	2" Decorative Edge Banding
Black 7000	Black 1000	Serpentine Cocoa 3003
Chocolate 7006	Chocolate 1005	Serpentine Cosmos . . . 3170
Cocoa 7001	Cocoa 1001	Serpentine Landscape . 3171
Dark Beige 7005	Dark Beige 1003	Trellis Basalt 3172
Gray 7176	Gray 1176	Trellis Dune 3173
Light Sage 7173	Light Sage 1173	
Mink Gray 7174	Mink Gray 1174	
Muslin 7172	Muslin 1172	
Smoke 7175	Smoke 1175	
Snow White 7170	Snow White 1170	
Taupe 7008	Taupe 1007	
Toffee 7002	Toffee 1002	
Vanilla 7171	Vanilla 1171	

NOTE: Edge banding required with natural shade materials; not available on roller, solar, or Roman fabrics. See shade options: edge banding.

Price Charts

Price Group I: Natural Shade Material[§]: Beachfront, Meilin, Saterra, Terrestrial, Zishan

Height up to inches (cm) ↓	Width up to inches (cm) →																											
48 (122.0) 60 (152.4) 72 (182.9) 84 (213.4) 96 (243.9) 108 (274.4) 120 (304.8) 132 (335.3) 144 (365.8)	48 (122.0)	60 (152.4)	72 (182.9)	78 (198.2)	84 (213.4)	96 (243.9)	108 (274.4)	120 (304.8)	132 (335.3)	144 (365.8)	156 (396.3)	168 (426.8)	180 (457.2)	192 (487.7)	202 (513.1)	212 (538.5)	222 (563.9)	232 (589.3)	242 (614.7)	252 (640.1)	262 (665.5)	272 (690.9)	282 (716.3)	292 (741.7)	302 (767.1)	312 (792.5)	322 (817.9)	332 (843.3)
36 (91.5)	\$702	826	922	1021	1178	1201	1308	1631	1737	1814	1906	2011	2148	2171	2299	2430	2559	2690	2819	2950	3078	3209	3338	3469	3599	3729	3858	3987
48 (122.0)	772	919	1034	1148	1325	1349	1488	1823	1956	2050	2145	2271	2438	2462	2611	2760	2909	3058	3207	3356	3505	3654	3804	3953	4101	4249	4398	4547
60 (152.4)	793	1011	1146	1277	1476	1499	1665	2019	2171	2285	2381	2529	2734	2754	2916	3078	3243	3405	3567	3731	3893	4056	4219	4382	4544	4707	4871	5033
72 (182.9)	908	1108	1256	1404	1622	1645	1842	2210	2392	2513	2615	2784	3022	3042	3219	3398	3574	3753	3930	4109	4285	4464	4641	4820	4996	5174	5352	5530
84 (213.4)	978	1195	1370	1556	1773	1791	2019	2391	2611	2749	2856	3042	3311	3332	3530	3729	3926	4124	4322	4521	4718	4915	5114	5312	5510	5707	5906	6104
96 (243.9)	1044	1285	1481	1665	1918	1939	2299	2600	2826	2986	3096	3301	3605	3622	3832	4043	4254	4465	4676	4886	5097	5308	5518	5729	5940	6151	6362	6573
108 (274.4)	1116	1373	1594	1791	2069	2094	2381	2789	3045	3217	3326	3561	3892	3916	4144	4374	4602	4831	5059	5289	5517	5746	5975	6204	6433	6662	6890	7119
120 (304.8)	1181	1469	1706	1925	2215	2238	2554	2986	3260	3455	3561	3816	4184	4202														
132 (335.3)	1254	1563	1821	2054	2362	2386	2734	3180	3480	3686	3798	4076	4474	4495														
144 (365.8)	1323	1652	1932	2180	2507	2532	2909	3373	3698	3919	4037	4331	4763	4786														

Add Surcharge to Shade Price

Premiere Valance*	\$121	130	136	144	147	158	165	168	171	173	178	180	186	190	201	212	223	234	245	256	267	278	289	300	311	322	333	344
Privacy Liner*	219	227	349	360	480	494	634	652	667	689	709	731	750	774	814	854	894	934	974	1014	1054	1094	1134	1174	1214	1254	1294	1334
Room-Darkening Liner*	288	298	462	477	634	652	835	860	884	911	939	966	1000	1034	1088	1142	1196	1250	1304	1358	1412	1466	1520	1574	1628	1682	1736	1790

*Only available on natural shade materials. See shade options.

Colors

Natural Shade Material [§]			
Beachfront	Saterra	Terrestrial	Zishan
Surf T0041	Azure T3269	Alpaca T2001	Auburn T3689
Thatch T0042	Terrain T3370	Camel T2003	Feather T0735
Tidepool T0040	Veridian T3371		Hula T0737
Meilin			Hut T0736
Chroma T5120			Stardust T3731
Onyx T1227			Toast T3734

[§]Coordinates with Tradewinds[®] Natural Shades

Edge Banding and Liner Colors (Natural Shade Material Only)

1" Twill Edge Banding	2" Twill Edge Banding	2" Decorative Edge Banding
Black 7000	Black 1000	Serpentine Cocoa 3003
Chocolate 7006	Chocolate 1005	Serpentine Cosmos 3170
Cocoa 7001	Cocoa 1001	Serpentine Landscape 3171
Dark Beige 7005	Dark Beige 1003	Trellis Basalt 3172
Gray 7176	Gray 1176	Trellis Dune 3173
Light Sage 7173	Light Sage 1173	
Mink Gray 7174	Mink Gray 1174	
Muslin 7172	Muslin 1172	
Smoke 7175	Smoke 1175	
Snow White 7170	Snow White 1170	
Taupe 7008	Taupe 1007	
Toffee 7002	Toffee 1002	
Vanilla 7171	Vanilla 1171	

NOTE: Edge banding required with natural shade materials; not available on roller, solar, or Roman fabrics. See shade options: edge banding.

Price Charts

Price Group J: Natural Shade Material[§]: Azores, Madeira, Merino, Paralian

Height up to inches (cm)	Width up to inches (cm) →																											
	48 (122.0)	60 (152.4)	72 (182.9)	78 (198.2)	84 (213.4)	96 (243.9)	108 (274.4)	120 (304.8)	132 (335.3)	144 (365.8)	156 (396.3)	168 (426.8)	180 (457.2)	192 (487.7)	202 (513.1)	212 (538.5)	222 (563.9)	232 (589.3)	242 (614.7)	252 (640.1)	262 (665.5)	272 (690.9)	282 (716.3)	292 (741.7)	302 (767.1)	312 (792.5)	322 (817.9)	332 (843.3)
36 (91.5)	\$772	909	1014	1123	1296	1321	1439	1794	1911	1995	2097	2212	2363	2388	2529	2673	2815	2959	3101	3245	3386	3530	3672	3816	3959	4102	4244	4386
48 (122.0)	849	1011	1137	1263	1458	1484	1637	2005	2152	2255	2360	2498	2682	2708	2872	3036	3200	3364	3528	3692	3856	4019	4184	4348	4511	4674	4838	5002
60 (152.4)	872	1112	1261	1405	1624	1649	1832	2221	2388	2514	2619	2782	3007	3029	3208	3386	3567	3746	3924	4104	4282	4462	4641	4820	4998	5178	5358	5536
72 (182.9)	999	1219	1382	1544	1784	1810	2026	2431	2631	2764	2877	3062	3324	3346	3541	3738	3931	4128	4323	4520	4714	4910	5105	5302	5496	5691	5887	6083
84 (213.4)	1076	1315	1507	1712	1950	1970	2221	2630	2872	3024	3142	3346	3642	3665	3883	4102	4319	4536	4754	4973	5190	5407	5625	5843	6061	6278	6497	6714
96 (243.9)	1148	1414	1629	1832	2110	2133	2529	2860	3109	3285	3406	3631	3966	3984	4215	4447	4679	4912	5144	5375	5607	5839	6070	6302	6534	6766	6998	7230
108 (274.4)	1228	1510	1753	1970	2276	2303	2619	3068	3350	3539	3659	3917	4281	4308	4558	4811	5062	5314	5565	5818	6069	6321	6573	6824	7076	7328	7579	7831
120 (304.8)	1299	1616	1877	2118	2437	2462	2809	3285	3586	3801	3917	4198	4602	4622														
132 (335.3)	1379	1719	2003	2259	2598	2625	3007	3498	3828	4055	4178	4484	4921	4945														
144 (365.8)	1455	1817	2125	2398	2758	2785	3200	3710	4068	4311	4441	4764	5239	5265														

Add Surcharge to Shade Price

Premiere Valance*	\$121	130	136	144	147	158	165	168	171	173	178	180	186	190	201	212	223	234	245	256	267	278	289	300	311	322	333	344
Privacy Liner*	219	227	349	360	480	494	634	652	667	689	709	731	750	774	814	854	894	934	974	1014	1054	1094	1134	1174	1214	1254	1294	1334
Room-Darkening Liner*	288	298	462	477	634	652	835	860	884	911	939	966	1000	1034	1088	1142	1196	1250	1304	1358	1412	1466	1520	1574	1628	1682	1736	1790

*Only available on natural shade materials. See shade options.

Colors

Natural Shade Material[§]

Azores		Madeira		Merino		Paralian	
Carob	T5063	Brunette	T5010	Belize	T5508	Mink	T5050
Snow	T5060	Wolf	T5011	Burgos	T0503	Otter	T5052
Suede	T5061			Grenada	T5507	Sand Dollar	T5051
Sycamore	T5062			Sevilla	T5506		

[§]Coordinates with Tradewinds® Natural Shades

Edge Banding and Liner Colors (Natural Shade Material Only)

1" Twill Edge Banding		2" Twill Edge Banding		2" Decorative Edge Banding	
Black	7000	Black	1000	Serpentine Cocoa	3003
Chocolate	7006	Chocolate	1005	Serpentine Cosmos	3170
Cocoa	7001	Cocoa	1001	Serpentine Landscape	3171
Dark Beige	7005	Dark Beige	1003	Trellis Basalt	3172
Gray	7176	Gray	1176	Trellis Dune	3173
Light Sage	7173	Light Sage	1173		
Mink Gray	7174	Mink Gray	1174		
Muslin	7172	Muslin	1172		
Smoke	7175	Smoke	1175		
Snow White	7170	Snow White	1170		
Taupe	7008	Taupe	1007		
Toffee	7002	Toffee	1002		
Vanilla	7171	Vanilla	1171		

NOTE: Edge banding required with natural shade materials; not available on roller, solar, or Roman fabrics. See shade options: edge banding.

Options Pricing

Replacement Panel Pricing and Ordering: Roller, Solar, and Roman Shades

Replacement panels may be ordered to replace damaged panels or to update panels to match new décor. Each panel is priced individually based on panel width and shade height.

When ordering, specify:

- Fabric style, color name, and color number
- Finished panel width (width at top of panel)
- Overall shade height (height of shade including headrail)
- Number of panels needed

NOTE: Due to dye lot variations, we cannot guarantee an exact color match to the original order.

Price Group A										
inches (cm)	22 (55.9)	24 (61.0)	27 (68.6)	29 (73.7)	32 (81.3)	35 (88.9)	38 (96.6)	41 (104.2)	48 (122.0)	
36 (91.5)	\$166	170	180	185	192	204	214	223	238	
48 (122.0)	187	192	208	214	225	237	247	259	276	
60 (152.4)	208	218	233	244	259	268	280	296	311	
72 (182.9)	229	244	259	272	291	301	314	330	347	
84 (213.4)	254	265	285	301	323	335	347	366	383	
96 (243.9)	278	291	314	328	354	366	379	403	418	
108 (274.4)	298	314	345	359	386	400	413	438	454	
120 (304.8)	323	337	366	389	418	434	446	476	490	
132 (335.3)	347	364	396	418	451	468	477	512	527	
144 (365.8)	369	386	424	446	484	500	512	548	562	

Price Group B										
inches (cm)	22 (55.9)	24 (61.0)	27 (68.6)	29 (73.7)	32 (81.3)	35 (88.9)	38 (96.6)	41 (104.2)	48 (122.0)	
36 (91.5)	\$186	195	207	215	226	238	250	262	279	
48 (122.0)	232	243	255	262	276	287	297	318	329	
60 (152.4)	279	287	301	312	327	335	347	367	381	
72 (182.9)	325	335	347	361	378	383	397	419	433	
84 (213.4)	371	381	397	410	423	433	445	470	485	
96 (243.9)	419	428	438	458	479	482	494	522	537	
108 (274.4)	462	474	490	507	527	533	541	574	588	
120 (304.8)	507	522	539	557	579	585	589	625	640	
132 (335.3)	557	565	582	602	628	637	640	677	692	
144 (365.8)	602	613	631	654	680	685	689	729	742	

Price Group C										
inches (cm)	22 (55.9)	24 (61.0)	27 (68.6)	29 (73.7)	32 (81.3)	35 (88.9)	38 (96.6)	41 (104.2)	48 (122.0)	
36 (91.5)	\$214	222	237	249	261	275	288	302	320	
48 (122.0)	268	278	293	308	323	333	347	365	381	
60 (152.4)	320	333	356	368	385	395	408	428	445	
72 (182.9)	376	392	411	426	445	452	468	491	507	
84 (213.4)	431	445	468	483	507	515	528	555	571	
96 (243.9)	483	500	524	542	567	576	587	618	632	
108 (274.4)	539	559	583	602	629	639	649	680	697	
120 (304.8)	593	614	642	661	697	701	708	742	761	
132 (335.3)	649	668	700	723	757	765	768	804	822	
144 (365.8)	701	723	757	783	819	824	828	868	885	

Price Group D										
inches (cm)	22 (55.9)	24 (61.0)	27 (68.6)	29 (73.7)	32 (81.3)	35 (88.9)	38 (96.6)	41 (104.2)	48 (122.0)	
36 (91.5)	\$290	303	329	346	373	390	408	427	448	
48 (122.0)	350	373	408	427	462	480	499	521	544	
60 (152.4)	413	442	482	511	554	570	593	613	638	
72 (182.9)	474	509	561	593	645	659	685	705	734	
84 (213.4)	537	574	637	673	734	749	777	798	829	
96 (243.9)	597	645	710	757	825	839	870	889	924	
108 (274.4)	662	710	793	842	917	929	961	983	1020	
120 (304.8)	722	780	866	921	1006	1017	1055	1075	1116	
132 (335.3)	785	849	942	1003	1099	1106	1148	1167	1211	
144 (365.8)	849	917	1017	1084	1186	1196	1239	1260	1307	

Options Pricing

Replacement Panel Pricing and Ordering: Natural Shades

Replacement panels may be ordered to replace damaged panels or to update panels to match new décor. Each panel is priced individually based on panel width and shade height.

When ordering, specify:

- Material style, color name, and color number
- Edge banding color name and color number
- Finished panel width (width at top of panel)
- Overall shade height (height of shade including headrail)
- Number of panels needed

Surcharge options:

- Privacy liner—\$124
- Room-darkening liner—\$165

NOTE: Due to dye lot variations, we cannot guarantee an exact color match to the original order.

Price Group E

inches (cm)	22 (55.9)	24 (61.0)	27 (68.6)	29 (73.7)	32 (81.3)	35 (88.9)	38 (96.6)	41 (104.2)	48 (122.0)
36 (91.5)	\$186	192	208	215	227	238	252	263	277
48 (122.0)	233	241	255	269	279	292	304	317	333
60 (152.4)	277	292	307	321	338	344	355	373	386
72 (182.9)	328	341	348	368	386	396	409	427	442
84 (213.4)	375	386	409	419	442	448	460	481	496
96 (243.9)	419	435	456	472	493	500	511	536	549
108 (274.4)	471	487	507	522	550	556	564	592	605
120 (304.8)	516	533	560	574	605	610	629	644	661
132 (335.3)	564	579	608	628	659	665	667	701	714
144 (365.8)	610	628	659	681	713	716	720	754	771

Price Group F

inches (cm)	22 (55.9)	24 (61.0)	27 (68.6)	29 (73.7)	32 (81.3)	35 (88.9)	38 (96.6)	41 (104.2)	48 (122.0)
36 (91.5)	\$207	214	226	239	254	264	279	292	307
48 (122.0)	258	268	284	296	310	322	337	351	367
60 (152.4)	307	322	342	353	370	379	396	413	428
72 (182.9)	361	376	397	408	428	438	452	472	490
84 (213.4)	415	428	452	464	490	495	509	532	550
96 (243.9)	464	482	505	521	547	556	566	595	610
108 (274.4)	520	539	561	579	607	614	625	654	669
120 (304.8)	571	592	617	638	669	676	681	714	732
132 (335.3)	625	644	673	698	727	737	740	776	791
144 (365.8)	676	698	727	753	788	793	796	835	852

Price Group G

inches (cm)	22 (55.9)	24 (61.0)	27 (68.6)	29 (73.7)	32 (81.3)	35 (88.9)	38 (96.6)	41 (104.2)	48 (122.0)
36 (91.5)	\$222	230	246	258	272	287	299	314	332
48 (122.0)	276	290	304	322	336	347	363	378	399
60 (152.4)	332	347	367	381	402	410	423	445	460
72 (182.9)	391	406	425	442	460	472	488	512	526
84 (213.4)	448	460	488	499	526	533	550	572	593
96 (243.9)	499	519	548	563	590	597	610	640	660
108 (274.4)	561	582	604	625	657	664	671	706	721
120 (304.8)	616	636	667	686	721	727	770	781	788
132 (335.3)	671	695	724	750	785	794	796	834	855
144 (365.8)	727	750	785	813	851	856	859	901	919

Price Group H

inches (cm)	22 (55.9)	24 (61.0)	27 (68.6)	29 (73.7)	32 (81.3)	35 (88.9)	38 (96.6)	41 (104.2)	48 (122.0)
36 (91.5)	\$226	234	254	263	279	293	305	323	341
48 (122.0)	287	295	311	329	343	357	371	389	407
60 (152.4)	341	357	376	394	412	419	436	455	474
72 (182.9)	401	416	425	451	474	483	500	522	542
84 (213.4)	459	474	500	513	542	549	562	589	608
96 (243.9)	513	530	559	576	605	613	624	656	670
108 (274.4)	575	595	620	641	671	680	690	723	740
120 (304.8)	631	652	684	704	740	747	771	787	809
132 (335.3)	690	710	743	770	806	814	817	856	874
144 (365.8)	747	770	806	833	872	876	879	922	941

Price Group I

inches (cm)	22 (55.9)	24 (61.0)	27 (68.6)	29 (73.7)	32 (81.3)	35 (88.9)	38 (96.6)	41 (104.2)	48 (122.0)
36 (91.5)	\$256	265	284	295	313	328	346	362	383
48 (122.0)	323	332	350	369	385	399	419	436	456
60 (152.4)	383	399	423	440	463	471	489	512	532
72 (182.9)	450	469	491	508	532	544	561	585	608
84 (213.4)	516	532	561	575	608	615	632	662	683
96 (243.9)	575	597	630	647	677	689	702	737	758
108 (274.4)	645	668	697	719	755	764	773	814	830
120 (304.8)	711	734	769	792	830	837	846	885	908
132 (335.3)	773	797	834	862	905	916	919	964	981
144 (365.8)	837	862	905	933	978	984	988	1037	1059

Price Group J

inches (cm)	22 (55.9)	24 (61.0)	27 (68.6)	29 (73.7)	32 (81.3)	35 (88.9)	38 (96.6)	41 (104.2)	48 (122.0)
36 (91.5)	\$282	292	312	325	344	361	381	398	421
48 (122.0)	355	365	385	406	424	439	461	480	502
60 (152.4)	421	439	465	484	509	518	538	563	585
72 (182.9)	495	516	540	559	585	598	617	644	669
84 (213.4)	568	585	617	633	669	677	695	728	751
96 (243.9)	633	657	693	712	745	758	772	811	834
108 (274.4)	710	735	767	791	831	840	850	895	913
120 (304.8)	782	807	846	871	913	921	931	974	999
132 (335.3)	850	877	917	948	996	1008	1011	1060	1079
144 (365.8)	921	948	996	1026	1076	1082	1087	1141	1165

Options Pricing

Options Pricing

Option	Surcharge
Edge Banding	Natural shade fabric only: no charge
Projection Brackets: 2 ⁵ / ₈ " (6.7 cm) (for 2 and 3 track), 3 ¹ / ₂ " (8.9 cm) (for 2, 3, 4, and 5 track)	No charge
Privacy Liner	Natural shade material only: see options pricing under price charts
Room-Darkening Liner	Natural shade material only: see options pricing under price charts
Premiere Valance	Natural shade material only: see options pricing under price charts
Spliced Shades	\$75 per splice; shades over 192" (487.7 cm) first splice at no charge
Square-Corner Valance	Roller, solar, and Roman fabric only: see options pricing under price charts
Wood Cornices and Valances	See wood cornice and valance price list

Replacement Headrail Information

Width up to inches (cm) →																													
48 60 72 78 84 96 108 120 132 144 156 168 180 192 202 212 222 232 242 252 262 272 282 292 302 312 322 332																													
(122.0) (152.4) (182.9) (198.2) (213.4) (243.9) (274.4) (304.8) (335.3) (365.8) (396.3) (426.8) (457.2) (487.7) (513.1) (538.5) (563.9) (589.3) (614.7) (640.1) (665.5) (690.9) (716.3) (741.7) (767.1) (792.5) (817.9) (843.3)																													
\$226 268 287 323 383 402 424 634 660 684 735 764 799 813 856 899 942 985 1028 1071 1114 1157 1200 1243 1286 1329 1372 1415																													

NOTE: Maximum height for shades with wand control: 108" (274.4 cm).

Valance Only Pricing: Square-Corner or Premiere Valances

A valance only option is available. Orders for roller, solar, or Roman fabrics will receive the square-corner valance; orders for natural shade materials will receive the premiere valance. See below for valance only pricing.

Width up to inches (cm) →																																			
36 48 60 72 78 84 96 108 120 132 144 156 168 180 192 202 212 222 232 242 252 262 272 282 292 302 312 322 332																																			
(91.4) (122.0) (152.4) (182.9) (198.2) (213.4) (243.9) (274.4) (304.8) (335.3) (365.8) (396.3) (426.8) (457.2) (487.7) (513.1) (538.5) (563.9) (589.3) (614.7) (640.1) (665.5) (690.9) (716.3) (741.7) (767.1) (792.5) (817.9) (843.3)																																			
Square-Corner Valance (Roller and Solar)	\$88	94	102	106	111	113	123	129	132	133	136	139	140	143	146	154	162	170	178	186	194	202	210	218	226	234	242	250	258						
Premiere Valance (Natural Shades)	113	121	130	136	144	147	158	165	168	171	173	178	180	186	190	201	212	223	234	245	256	267	278	289	300	311	322	333	344						

NOTE: Maximum height for shades with wand control: 108" (274.4 cm).



Graber is a brand of Springs Window Fashions, the Best Experience Company 

Graber and the Graber logo are registered trademarks of Springs Window Fashions, LLC.

19-0210-02 (06/17) 17-5475|S17-4982