

TRADITIONS® WOOD, ELITE WOOD, COMPOSITE, AND LAKE FOREST® FAUX WOOD BLINDS

Table of Contents

Features

The Graber® Wood Story, Graber Wood Characteristics	3
Traditions Wood Blinds, Elite Wood Vertical Blinds, Elite Wood Blinds, Elite Wood Blinds—Authentic Hardwoods, Traditions Composite Blinds, Lake Forest Faux Wood Blinds	4

Size Considerations

Cord Lift Blinds, Depth Requirements for Inside Mount	5-6
Cordless Lift Blinds, Depth Requirements for Inside Mount	7
Wood Vertical Blinds, Depth Requirements for Inside Mount	8

Options

Summary	9
Control Options and Locations	10
Cord and Chain Control: Vertical Blinds, Paired Blinds: Vertical Blinds	11
Cordless Lift Option, Motorized Tilt Control	12
Multiple Blinds on One Headrail	13
NoHoles™ Option, Cut-Out Blinds, Control Lengths for Cords and Wands	14
Cloth Tapes	15
Decorative Tassel Options	16
Accent Color, Custom Color	17
Elite Wood Blinds	18
Bay and Corner Windows	19
Valance Options	20-21
How to Measure for Valance Returns, How to Measure and Order Valances	22
Splicing Requirements, How to Measure a Special Splice Location, Replacement Vane Ordering: Wood Vertical Blinds	23
Elite Wood Specialty Shapes: Incline Wire Blinds	24
Elite Wood Specialty Shapes: Angle Top or Bottom	25
Elite Wood Specialty Shapes: Trapezoid, Triangle, and Octagon	26
Elite Wood Specialty Shapes: Arched Blinds	27
Elite Wood Specialty Shapes: Ovals and Circles	28
Making a Template for Specialty Blinds, Using the Graber Template Service	29

General Information

Slat Count Table: 2" (5.1 cm) Wood Blinds	30
Slat Count Table: 1" (2.6 cm) Wood Blinds	31
Slat Count Table: 2½" (6.4 cm) Shutter Style and 2⅝" (6.1 cm) Wood Blinds	32
Stacking Chart and How to Measure for an Uncovered Window: Wood Vertical Blinds	33
Slat Count Table: Traditions Composite Wood	34
Slat Count Table: Lake Forest Faux Wood	35
Slat Route and Ladder Count, Traditions 1" (2.6 cm) Wood Blinds, Traditions 2" (5.1 cm), 2⅝" (6.1 cm) Wood Blinds, and 2½" (6.4 cm) Shutter Style Wood Blinds, Traditions 2" (5.1 cm), 2⅝" (6.1 cm), and 2½" (6.4 cm) Shutter Style Wood Blinds with Cordless Lift System, Traditions 2" (5.1 cm), Bamboo Wood Blinds	36

Table of Contents (continued)

General Information

Slat Route and Ladder Count, 1" (2.6 cm) Elite Wood Blinds, 2" (5.1 cm), and 2 ³ / ₈ " (6.1 cm) Elite Wood Blinds, 2" (5.1 cm) Elite Blinds with Cordless Lift System	37
Slat Route and Ladder Count, Traditions 2" (5.1 cm) and 2 ¹ / ₂ " (6.4 cm) Double Bevel Composite Blinds, 2" (5.1 cm), Composite with Cordless Lift System	38
Slat Route and Ladder Count, Lake Forest® 2" (5.1 cm) and 2 ¹ / ₂ " (6.4 cm) Premium Faux Wood and Faux Wood, Lake Forest 2" (5.1 cm) Premium Faux Wood and Faux Wood with Cordless Lift System, Lake Forest 2 ¹ / ₂ " (6.4 cm) Premium Faux Wood and Faux Wood with Cordless Lift System	39
Grab® Traditions® and Elite 1" (2.6 cm), 2" (5.1 cm), 2 ³ / ₈ " (6.1 cm), and 2 ¹ / ₂ " (6.4 cm) Wood Blinds Product Detail	40
Cordless Blinds Product Detail: Wood, Composite, and Faux Wood	41
Grab Traditions Elite Wood Vertical Blinds Product Detail	42
Grab Traditions 2" (5.1 cm) and 2 ¹ / ₂ " (6.4 cm) Double Bevel Composite Blinds Product Detail	43
Grab Lake Forest 2" (5.1 cm) and 2 ¹ / ₂ " (6.4 cm) Premium and Faux Wood Blinds Product Detail	44

Price Charts and Options Pricing

Price Group A: Traditions 1" (2.6 cm) Wood Blinds	45
Price Group B: Traditions 2 ³ / ₈ " (6.1 cm) Wood Blinds	46
Price Group C: Traditions 2" (5.1 cm) Wood Blinds	47
Price Group D: Traditions 2" (5.1 cm) Wood Blinds—Unique Finishes: Bamboo, Barnwood, Distressed	48
Price Group E: Traditions 2 ¹ / ₂ " (6.4 cm) Shutter Style Wood Blinds	49
Price Group F: Traditions Elite Wood Vertical Blinds	50
Price Group G: Traditions Elite 2" (5.1 cm) Wood Blinds	51
Price Group H: Traditions Elite 1" (2.6 cm), 2" (5.1 cm), and 2 ³ / ₈ " (6.1 cm) Glazed Beaded Slat Wood Blinds	52
Price Group I: Traditions Elite Authentic American Hardwoods	53
Price Group J and K: Elite Wood Specialty Shape Blinds	54
Price Group L: Traditions 2" (5.1 cm) Composite Blinds	55
Price Group M: Traditions 2 ¹ / ₂ " (6.4 cm) Double Bevel Composite Blinds	56
Price Group N: Lake Forest 2" (5.1 cm) Premium Faux Wood Blinds	57
Price Group O: Lake Forest 2 ¹ / ₂ " (6.4 cm) Premium Faux Wood Blinds	58
Price Group P: Lake Forest 2" (5.1 cm) Faux Wood Blinds	59
Price Group Q: Lake Forest 2 ¹ / ₂ " (6.4 cm) Faux Wood Blinds	60
Options Pricing, Custom Color	61
Valances Available with Blind Order	62

Features

The Graber® Wood Story

Quality of Wood Defines a Blind's Quality

We use only 100% North American hardwood in the construction of our wood blinds because of its light weight, consistent color, hardness, structural stability, and attractive grain.

Sound Forestry Techniques

We work only with foresters who practice “sustained yield forest management”—nearly twice as much hardwood grows as is harvested in the U.S. each year. The volume of hardwoods in American forests today is greater than it was 50 years ago.

Preserving Our Natural Resources

Our Springs Window Fashions (SWF) wood products facility consumes recycled sawdust and wood shavings, generating the heat required to dry lumber for a completely self-sufficient manufacturing process. Our Reynosa, Mexico fabrication and finishing facility is 99.7% pollution free, above any U.S. standard.

SWF Wood Products, Grayling, Michigan

We have control over the quality of wood used—we control the process from green lumber to finished blinds. Hardwoods used in crafting Graber wood blinds are kiln dried and moulded at our SWF wood products facility in Grayling, Michigan. The wood is dried slowly to strict wood blind specifications because structural change can occur when moisture is removed. Moulding and sanding operations provide the highest quality surface, free of defects.

Springs Window Fashions, Reynosa, Mexico

At our state-of-the art finishing plant in Reynosa, Mexico, components are carefully sorted prior to fabrication for color uniformity and wood characteristics. We sort wood as an end user, rather than a finishing vendor, taking out defects in a climate-controlled building. To finish the blind, we use only high quality paints and stains; on-site certified color technicians provide both application and quality control.

What Makes Graber Traditions® Blinds Different from the Rest?

- Painted and stained wood blinds are made from 100% North American hardwoods, the premier wood used in the construction of blinds
- SWF wood products and finishing facilities provide state-of-the-art technologies and processes
- Expanded choice of finishes with PureGrain™ Finish—vibrant stains that showcase the natural grain of the wood
- Unique valance choices, cloth tapes, specialty shape choices, and more
- Traditions composite blinds have superior strength and moisture resistance
- The best customer service team in the industry—trained to answer any question about Graber Traditions Blinds
- Limited lifetime warranty

Graber Wood Characteristics



Wood used to manufacture Graber Wood Blinds has many natural characteristics which make it truly unique...no two pieces of hardwood are alike. The following are all natural characteristics of wood and we do not consider them to be defects:

- Grain—the direction, size, and appearance of wood fibers vary greatly depending on where the wood is cut from within the tree
- Burl Grain—formed from an irregular growth on the outer edge of the tree
- Bird's Eye—small area on the surface of the board where fibers are contorted to form circular figures that resemble birds' eyes
- Pin Knots—Vary in size, shape, structure, and color
- Mineral Marks—dark or discolored area caused by minerals which the tree extracts from the water or soil; can be either a streak or a stain, usually blackish blue

Please be assured that these markings in no way affect the durability or the structural integrity of the blind.

Natural variations in color and grain effect are inherent in the beauty of wood. These variations are within established industry guidelines and should be expected. In addition, blinds may stain slightly darker or lighter than the samples shown in the selector.

NOTE: Elite Walnut, Maple, and Cherry will have the unique natural variations of these beautiful hardwoods—these variations are to be expected. Blinds made from these materials will undergo a degree of color change over time, further enhancing the beauty of the wood.

Features

Traditions® Wood Blinds

- Stained and painted blinds crafted of North American Hardwoods
- Finish highlights the natural characteristics of wood
- 1" (2.6 cm), 2" (5.1 cm), 2¾" (6.1 cm), and 2½" (6.4 cm) slat sizes available
- Cordless lift option; not available on 1" (2.6 cm)
- NoHoles™ option available for maximum privacy; not available on 1" (2.6 cm) or with cordless
- Trapezoid bottomrail for superior closure; not available on 1" (2.6 cm) or bamboo wood
- Decorative cloth tape option; not available on 1" (2.6 cm) or with cordless or NoHoles
- Decorative tassel selection

Elite Wood Vertical Blinds

- Available in all Graber® paints and stains
- Custom color available
- G-71 Super-View® headrail features the patented pantograph traversing system to assure proportional spacing of vanes and automatically rotates the vanes when the cord is pulled to traverse the blind
- Unique design features multiple hinges on each vane to ensure they hang straight—without warping or twisting
- One-way or split stack available

Elite Wood Blinds

- Available in all Graber paints and stains
- Sandblast finish available on any paint or stain
- 1" (2.6 cm), 2" (5.1 cm), 2¾" (6.1 cm) slat sizes available
- Custom color available for all slat sizes; not available in unique finishes
- Cordless lift option; not available on 1" (2.6 cm)
- NoHoles option available for maximum privacy; not available on 1" (2.6 cm) or with cordless
- Trapezoid bottomrail for superior closure; not available on 1" (2.6 cm)
- Decorative cloth tape option; not available on 1" (2.6 cm) or with cordless or NoHoles
- Decorative tassel selection
- Specialty shapes
- Beaded slat: enhance the beauty of your blind with the rich double beaded design of the beaded slat; 2" (5.1 cm) only
- Accent valance and bottomrail: complement the window and décor of the room by specifying a different color valance and bottomrail

Elite Wood Blinds—Authentic Hardwoods

- 2" (5.1 cm) wood blinds made from premier North American Hardwoods—Walnut, Maple, and Cherry with a clear coat finish that further enhances the wood's beauty
- Cordless lift option
- NoHoles option available for maximum privacy; not available with cordless
- Trapezoid bottomrail for superior closure
- Decorative cloth tape option; not available with cordless or NoHoles
- Decorative tassel selection

Traditions Composite Blinds



- Moisture-resistant multiple polymer composite slats
- 2" (5.1 cm) and 2½" (6.4 cm) double bevel slat sizes available
- Cordless lift option; not available on 2½" (6.4 cm) double bevel
- NoHoles option available for maximum privacy; not available with cordless
- Trapezoid bottomrail for superior closure
- Decorative cloth tape option; not available with cordless or NoHoles

Lake Forest® Faux Wood Blinds

- Solid or woodgrain moisture-resistant PVC slats
- 2" (5.1 cm) and 2½" (6.4 cm) slat sizes available
- Cordless lift option
- NoHoles option available for maximum privacy; not available with cordless
- Trapezoid bottomrail for superior closure; available on premium faux wood blinds only
- Rectangular bottomrail; available on faux wood blinds only
- Decorative cloth tape option; not available with cordless or NoHoles

Size Considerations

Cord Lift Blinds

Styles	Price Group									
		Standard Cord Lift Blinds				Cord Lift Multiple Blinds on One Headrail				
		Width		Height		Width			Height	
		Min (Exact) inches (cm)	Max inches (cm)	Min inches (cm)	Max inches (cm)	Min Panel (Exact) inches (cm)	Max Panel inches (cm)	Max Blind inches (cm)	Min Blind inches (cm)	Max Blind inches (cm)

Traditions® Wood Blinds

Traditions 1" (2.6 cm) Wood Blinds	A	7 (17.8)	96 (243.9)	6 (15.3)	120 (304.8)	7 (17.8)	96 (243.9)	120 (304.8)	6 (15.3)	120 (304.8)
Traditions 2" (5.1 cm) Wood Blinds	B	7 (17.8)	96 (243.9)	10 (25.4)	120 (304.8)	7 (17.8)	96 (243.9)	120 (304.8)	10 (25.4)	120 (304.8)
Traditions 2" (5.1 cm) Bamboo, Barnwood, and Distressed Wood Blinds	C	7 (17.8)	96 (243.9)	10 (25.4)	120 (304.8)	7 (17.8)	96 (243.9)	120 (304.8)	10 (25.4)	120 (304.8)
Traditions 2 3/8" (6.1 cm) Wood Blinds	A	7 (17.8)	96 (243.9)	10 (25.4)	120 (304.8)	7 (17.8)	96 (243.9)	120 (304.8)	10 (25.4)	120 (304.8)
Traditions 2 1/2" (6.4 cm) Shutter Style Wood Blinds	D	7 (17.8)	96 (243.9)	10 (25.4)	120 (304.8)	7 (17.8)	96 (243.9)	120 (304.8)	10 (25.4)	120 (304.8)

Exceptions: 1" (2.6 cm) blinds
 7" (17.8 cm) to 8 15/16" (22.8 cm) center tilt only; no lift
 9" (22.9 cm) to 13 3/4" (35.0 cm) standard or reverse controls only
 13 15/16" (35.1 cm) minimum for same side controls

Exceptions: 2" (5.1 cm), 2 3/8" (6.1 cm), and 2 1/2" (6.4 cm) blinds
 7" (17.8 cm) to 11 15/16" (30.4 cm) center tilt only; no lift
 12" (30.5 cm) to 16" (40.7 cm) standard or reverse standard controls only
 16 1/16" (40.8 cm) minimum for same side controls
 7" (17.8 cm) to 8 15/16" (22.8 cm) not available with cloth tapes

Traditions Elite Wood Blinds

Elite 1" (2.6 cm) Wood Blinds	G	7 (17.8)	96 (243.9)	6 (15.3)	120 (304.8)	7 (17.8)	96 (243.9)	120 (304.8)	6 (15.3)	120 (304.8)
Elite 2" (5.1 cm) Wood Blinds	F	7 (17.8)	96 (243.9)	10 (25.4)	120 (304.8)	7 (17.8)	96 (243.9)	120 (304.8)	10 (25.4)	120 (304.8)
Elite 2" (5.1 cm) Glazed Beaded Slat Wood Blinds	G	7 (17.8)	96 (243.9)	10 (25.4)	120 (304.8)	7 (17.8)	96 (243.9)	120 (304.8)	10 (25.4)	120 (304.8)
Elite 2" (5.1 cm) Authentic American Hardwood Blinds	H	7 (17.8)	96 (243.9)	10 (25.4)	120 (304.8)	7 (17.8)	96 (243.9)	120 (304.8)	10 (25.4)	120 (304.8)
Elite 2 3/8" (6.1 cm) Wood Blinds	G	7 (17.8)	96 (243.9)	10 (25.4)	120 (304.8)	7 (17.8)	96 (243.9)	120 (304.8)	10 (25.4)	120 (304.8)

Exceptions: 1" (2.6 cm) blinds
 7" (17.8 cm) to 9" (22.9 cm) exact are center tilt only
 9 3/8" (23.1 cm) to 15" (38.1 cm) standard or reverse controls only
 15 1/8" (38.3 cm) same side control

Exceptions: 2" (5.1 cm) and 2 3/8" (6.1 cm) blinds
 7" (17.8 cm) to 11 15/16" (30.4 cm) are center tilt only
 12" (30.5 cm) to 16" (40.7 cm) standard or reverse standard controls only
 16 1/16" (40.8 cm) minimum for same side controls
 7" (17.8 cm) to 8 15/16" (22.8 cm) not available with cloth tapes

Traditions Composite Blinds

2" (5.1 cm) Composite Blinds	K	7 (17.8)	96 (243.9)	10 (25.4)	120 (304.8)	7 (17.8)	96 (243.9)	120 (304.8)	10 (25.4)	120 (304.8)
2 1/2" (6.4 cm) Double Bevel Composite Blinds	L	7 (17.8)	96 (243.9)	10 (25.4)	120 (304.8)	7 (17.8)	96 (243.9)	120 (304.8)	10 (25.4)	120 (304.8)

Exceptions:
 7" (17.8 cm) to 11 15/16" (30.4 cm) center tilt only; no lift
 12" (30.5 cm) to 16" (40.7 cm) standard or reverse standard controls only
 16 1/16" (40.8 cm) minimum for same side controls
 7" (17.8 cm) to 8 15/16" (22.8 cm) not available with cloth tapes

Lake Forest® Faux Wood Blinds


2" (5.1 cm) Premium Faux Wood Blinds	M	7 (17.8)	96 (243.9)	10 (25.4)	120 (304.8)	7 (17.8)	96 (243.9)	120 (304.8)	10 (25.4)	120 (304.8)
2" (5.1 cm) Faux Wood Blinds	O	7 (17.8)	96 (243.9)	10 (25.4)	120 (304.8)	7 (17.8)	96 (243.9)	120 (304.8)	10 (25.4)	120 (304.8)
2 1/2" (6.4 cm) Premium Faux Wood Blinds	N	7 (17.8)	96 (243.9)	10 (25.4)	120 (304.8)	7 (17.8)	96 (243.9)	120 (304.8)	10 (25.4)	120 (304.8)
2 1/2" (6.4 cm) Faux Wood Blinds	P	7 (17.8)	96 (243.9)	10 (25.4)	120 (304.8)	7 (17.8)	96 (243.9)	120 (304.8)	10 (25.4)	120 (304.8)

Exceptions:
 7" (17.8 cm) to 11 15/16" (30.4 cm) center tilt only; no lift
 12" (30.5 cm) and wider standard or reverse standard controls only
 7" (17.8 cm) to 8 15/16" (22.8 cm) not available with cloth tapes

Size Considerations

Cord Lift Blinds



Depth Requirements for Inside Mount

Blind Type	Headrail Dimensions inches (cm)	 Partially recessed headrail in window casing/molding	Flush with Casing (without Valance)*	
			Cord inches (cm)	Wand inches (cm)
		Minimum Depth Mount inches (cm)		
Traditions® 2" (5.1 cm) Wood 2" (5.1 cm) Sandblast Wood 2" (5.1 cm) Bamboo Wood 2" (5.1 cm) Distressed and Barnwood Wood	1 5/8 x 2 1/4 (4.2 x 5.8)	3/4 (2.0)	2 5/8 (6.7)	3 3/8 (8.6)
Traditions 2 3/8" (6.1 cm) Wood 2 1/2" (6.4 cm) Shutter Style	1 5/8 x 2 1/4 (4.2 x 5.8)	3/4 (2.0)	2 13/16 (7.2)	–
Traditions 1" (2.6 cm) Wood	1 x 1 1/2 (2.6 x 3.9)	3/4 (2.0)	–	1 7/8 (4.8)
Elite Wood 2" (5.1 cm) Wood 2" (5.1 cm) Beaded Slat 2" (5.1 cm) Authentic Hardwood	1 5/8 x 2 1/4 (4.2 x 5.8)	3/4 (2.0)	2 5/8 (6.7)	3 3/8 (8.6)
Elite Wood 2 3/8" (6.1 cm) Wood	1 5/8 x 2 1/4 (4.2 x 5.8)	3/4 (2.0)	2 13/16 (7.2)	–
Elite Wood 1" (2.6 cm) Wood	1 x 1 (2.6 x 2.6)	3/4 (2.0)	–	1 1/8 (4.2)
Traditions 2" (5.1 cm) Composite	1 5/8 x 2 1/4 (4.2 x 5.8)	3/4 (2.0)	2 5/8 (6.7)	3 3/8 (8.6)
Traditions 2 1/2" (6.4 cm) Double Bevel Composite	1 5/8 x 2 1/4 (4.2 x 5.8)	3/4 (2.0)	2 13/16 (7.2)	–
Lake Forest® 2" (5.1 cm) Premium Faux Wood 2" (5.1 cm) Faux Wood 2 1/2" (6.4 cm) Premium Faux Wood 2 1/2" (6.4 cm) Faux Wood	1 5/8 x 2 1/4 (4.2 x 5.8)	3/4 (2.0)	2 5/8 (6.7)	3 3/8 (8.6)
		3/4 (2.0)	2 5/8 (6.7)	3 3/8 (8.6)
		3/4 (2.0)	2 13/16 (7.2)	–

*For measurements of fully recessed headrails with a valance, see valance options.

Size Considerations

Cordless Lift Blinds

										
		Cordless Lift Blinds	Cordless Lift Multiple Blinds on One Headrail							
		Width	Height	Width	Height					
Styles	Price Group	Min (Exact) inches (cm)	Max inches (cm)	Min inches (cm)	Max inches (cm)	Min Panel (Exact) inches (cm)	Max Panel inches (cm)	Max Blind inches (cm)	Min Blind inches (cm)	Max Blind inches (cm)

Traditions® Wood Blinds

Traditions 2" (5.1 cm) Wood Blinds	B	12 (30.5)	84 (213.4)	10 (25.4)	86 (218.5)	12 (30.5)	84 (213.4)	120 (304.8)	10 (25.4)	86 (218.5)
Traditions 2" (5.1 cm) Unique Finishes	C	12 (30.5)	84 (213.4)	10 (25.4)	86 (218.5)	12 (30.5)	84 (213.4)	120 (304.8)	10 (25.4)	86 (218.5)
Traditions 2½" (6.1 cm) Wood Blinds	A	12 (30.5)	84 (213.4)	10 (25.4)	86 (218.5)	12 (30.5)	84 (213.4)	120 (304.8)	10 (25.4)	86 (218.5)
Traditions 2½" (6.4 cm) Shutter Style Wood Blinds	D	12 (30.5)	84 (213.4)	10 (25.4)	60 (152.4)	12 (30.5)	84 (213.4)	120 (304.8)	10 (25.4)	60 (152.4)

Traditions Elite Wood Blinds

Elite 2" (5.1 cm) Wood Blinds	F	12 (30.5)	84 (213.4)	10 (25.4)	86 (218.5)	12 (30.5)	84 (213.4)	120 (304.8)	10 (25.4)	86 (218.5)
Elite 2½" (6.1 cm) Wood Blinds	G	12 (30.5)	84 (213.4)	10 (25.4)	86 (218.5)	12 (30.5)	84 (213.4)	120 (304.8)	10 (25.4)	86 (218.5)
Elite Authentic Hardwood Blinds*	H	12 (30.5)	84 (213.4)	10 (25.4)	78 (198.2)	12 (30.5)	84 (213.4)	120 (304.8)	10 (25.4)	78 (198.2)

Traditions Composite Blinds



Traditions 2" (5.1 cm) Composite Blinds (maximum 29 square feet (2.7 square meters))	K	12 (30.5)	66 (167.7)	10 (25.4)	72 (182.9)	12 (30.5)	66 (167.7)	120 (304.8)	10 (25.4)	72 (182.9)
---	---	-----------	------------	-----------	------------	-----------	------------	-------------	-----------	------------

Lake Forest® Faux Wood Blinds

Lake Forest 2" (5.1 cm) Faux Wood Blinds	M, O	12 (30.5)	63 (160.1)	10 (25.4)	72 (182.9)	12 (30.5)	63 (160.1)	120 (304.8)	10 (25.4)	72 (182.9)
Lake Forest 2½" (6.4 cm) Faux Wood Blinds	N, P	12 (30.5)	63 (160.1)	10 (25.4)	72 (182.9)	12 (30.5)	63 (160.1)	120 (304.8)	10 (25.4)	72 (182.9)


*Walnut maximum height 68" (172.8 cm).

Depth Requirements for Inside Mount

			
		Partially recessed headrail in window casing/molding	Fully recessed headrail in window casing/molding
Blind Type	Headrail Dimensions inches (cm)	Minimum Depth Mount inches (cm)	Flush with Casing inches (cm)
Traditions 2" (5.1 cm), 2½" (6.1 cm), and 2½" (6.4 cm) Shutter Style Wood Blinds			
Traditions Elite 2" (5.1 cm), 2" (5.1 cm) Beaded Slat and 2½" (6.1 cm) Wood Blinds	2 x 2¼ (5.1 x 5.8)	¾ (2.0)	2¾ (7.0)
Traditions 2" (5.1 cm) Composite Blinds			
Lake Forest 2" (5.1 cm) and 2½" (6.4 cm) Faux Wood Blinds			



Size Considerations

Wood Vertical Blinds

Styles	Price Group					
		Standard Wood Vertical Blinds				
		Width		Height		
		Min Blind (Exact) inches (cm)	Max Track inches (cm)	Min Blind inches (cm)	Max Blind inches (cm)	
Wood Blinds						
Elite Wood Vertical Blinds		E	9 (22.9)	144 (365.8)*	6 (15.3)	120 (304.8)

*Blinds over 96" (243.9 cm) wide: must be a split stack due to the weight of wood vane.

Depth Requirements for Inside Mount

			Partially recessed headrail in window casing/molding		Fully recessed headrail in window casing/molding		
Blind Type	Headrail Dimensions inches (cm)	Minimum Depth Mount inches (cm)	Flush with Casing inches (cm)	Depth Needed for Flush Mount Vane inches (cm)	Depth Needed for Flush Mount Valance inches (cm)		
Elite Wood Vertical Blinds	1 ³ / ₈ x 1 ¹⁵ / ₁₆ (3.5 x 5.0)	2 ³ / ₈ (6.1)	3 (7.7)	3 ³ / ₈ (9.6)	4 ³ / ₈ (11.8)		

Options

Summary

The following is a chart of options for wood, composite, and faux wood blinds. See detailed descriptions on the following pages.

Blind Options	Traditions® 1" (2.6 cm) Wood	Traditions 2" (5.1 cm) Wood	Traditions 2½" (6.1 cm) Wood and 2½" (6.4 cm) Shutter Style	Traditions Elite Wood 1" (2.6 cm), 2" (5.1 cm), and 2¾" (6.1 cm)	Traditions 2" (5.1 cm) Composite	Traditions 2½" (6.4 cm) Double Bevel Composite	Lake Forest® 2" (5.1 cm) Premium Faux Wood and Faux Wood	Lake Forest 2½" (6.4 cm) Premium Faux Wood and Faux Wood
Accent Colors (Valance/Bottomrail)				•				
Bay and Corner Window	•	•	•	•	•	•	•	•
Beaded Slat (2" (5.1 cm) only; not available with NoHoles)				•				
Cloth Tapes*		•	•	•†	•	•	•	•
Cordless Lift System		•	•	•†	•		•	•
Cut-Outs*	•	•	•	•	•	•	•	•
Decorative Tassels	•	•	•	•				
Hold Down Brackets	•	•	•	•	•	•	•	•
Motorization		•	•	•†	•			
Multiple Blinds on One Headrail	•	•	•	•	•	•	•	•
NoHoles™*		•	•	•†	•	•	•	•
Projection Brackets	•	•	•	•	•	•	•	•
Shims	•††	•	•	•	•	•	•	•
Sky Pole: extends to 6½ ft* (2.0 m) extends to 9½ ft* (2.9 m)	•	•	•	•	•	•	•	•
Specialty Shades				•				
Valances	•	•	•	•	•	•	•	•





*Not available with cordless lift system.

†Not available with 1" (2.6 cm).

††¾" (1.0 cm) projection block.

Options

Control Options and Locations

Control Locations:	Traditions® 1" (2.6 cm) Wood and Elite 1" (2.6 cm) Wood	Traditions 2" (5.1 cm) Wood and Elite 2" (5.1 cm) Wood	Traditions 2 3/8" (6.1 cm) Wood, 2 1/2" (6.4 cm) Shutter Style and Elite 2 3/8" (6.1 cm) Wood	Traditions 2" (5.1 cm) Composite	Traditions 2 1/2" (6.4 cm) Double Bevel Composite	Lake Forest® 2" (5.1 cm) Premium Faux Wood and Faux Wood	Lake Forest 2 1/2" (6.4 cm) Premium Faux Wood and Faux Wood	Details
A. Tilt Left, Lift Right	•	•	•	•	•	•	•	No charge
B. Tilt Right, Lift Left	•	•	•	•	•	•	•	No charge
C. Both Controls Right	•	•	•	•	•			No charge
D. Both Controls Left	•	•	•	•	•			No charge
 Cord Tilt		•	•	•	•	•	•	Standard cord tilt control on 2" (5.1 cm), 2 3/8" (6.1 cm), and 2 1/2" (6.4 cm) blinds; not available on cordless blinds
 Wand Tilt	•	•		•		•		Standard on 1" (2.6 cm) wood blinds and cordless blinds
 Ring Pull	•	•	•	•	•	•	•	No charge; not available with cordless blinds
 Ring Tilt Sky Pole	•	•		•		•		No charge; sky pole available for a surcharge for operation of the ring tilt; not available with cordless blinds

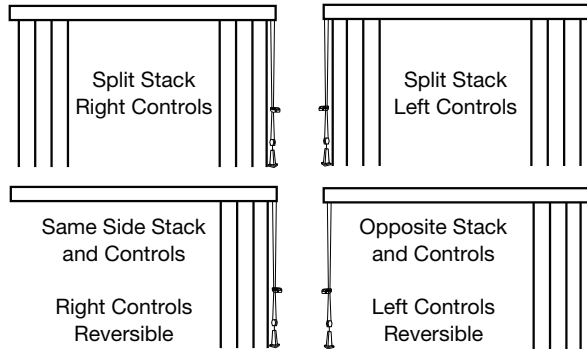
Options

Cord and Chain Control: Vertical Blinds



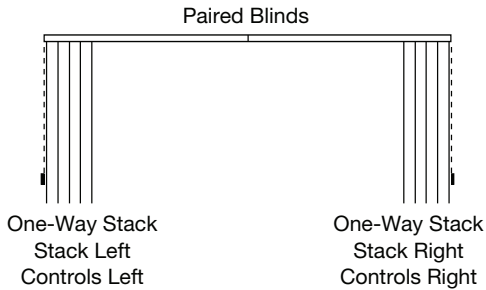
- Cord and chain control standard

Opening	Standard Controls	Optional Controls
Split Stack	Right	Left
One-Way Stack Right	Right	Left
One-Way Stack Left	Left	Right
Opposite Stack and Control	Left stack/right control	Right stack/left control



Chain and traversing cord must be at the same end of the track.


Paired Blinds: Vertical Blinds



- Price as two separate blinds
- Vertical blinds may be ordered to butt together when dimensions exceed maximum widths
- The appearance of a split stack blind can be achieved by pairing two individual one-way stack blinds; the center opening point can be either on center or off center
- Paired blinds can also be used when the required width is larger than the maximum width available for a single blind
- Specify paired blinds on your order
- Control locations must be same as stack
- Cut-outs not available
- Warranty will be voided if one-way stack is wider than 96" (243.9 cm)
- Available with one-way cord and chain only

Options

Cordless Lift Option



- For surcharge, see price charts
- Available on Traditions® and Elite wood blinds, composite and Lake Forest® faux wood blinds (Not available on 1" (2.6 cm) and 2½" (6.4 cm) composite)
- Added safety: cordless blinds offer a safer alternative for homes with children and pets
- Standard wand tilt eliminates all dangling cords
- Easy to use: to lower blind, pull down on the bottomrail; to raise, simply guide the blind into the desired location by gently lifting the bottomrail
- Not available with NoHoles™, cloth tapes, cut-outs, cord tilt, or specialty shapes

	Wood	Composite	Faux Wood
Minimum Width inches (cm)	12 (30.5) exact	12 (30.5) exact	12 (30.5) exact
Maximum Single Blind Width inches (cm)	84 (213.4)	66 (167.7)	63 (160.1)
Maximum Multiple Blinds on One Headrail inches (cm)	120 (304.8)	120 (304.8)	120 (304.8)
Minimum Height inches (cm)	10 (25.4)	10 (25.4)	10 (25.4)
Maximum Height inches (cm)	86 (218.5)*	72 (182.9)	72 (182.9)
Maximum Square Footage	N/A	29 (73.7)	N/A

*Maximum height: 2½" (6.4 cm) wood shutter slat 60" (152.4 cm); Elite Cherry and Maple 78" (198.2 cm); Elite Walnut 68" (172.8 cm)

Motorized Tilt Control



- For surcharges, see motorization price list
- Available on 2" (5.1 cm), 2¾" (6.1 cm), and 2½" (6.4 cm) shutter style wood blinds and 2" (5.1 cm) composite blinds
- Motorization will only tilt slats; raising or lowering the blind is manual with cord lift
- Blinds can be operated from virtually anywhere in the home
- Provides easy operation of hard-to-reach or large blinds
- Efficiently manages energy (heat gain and loss)
- Tilt slats on groups of multiple blinds simultaneously or individually
- Easily integrated with home-automation systems
- Low voltage motorization requires no costly electrical hard-wiring
- Powered with battery, solar power kit, plug-in transformer, or multi-motor power supply
- Motor located on the left side within the headrail; cord lift is on the right side
- Multiple blinds on one headrail available; one motor and power source will operate all panels
- Not available with specialty shapes

Multiple Control Options Available:

- Remote: convenient, portable control
- Wall switch: control shades/blinds when entering or exiting a room with the simple push of a button
- Timer: Allows you to program operation at certain times of the day
 - Manage heat loss and gain automatically; a great way to reduce your energy bill in any season
 - Protect furniture from harmful UV rays
 - Improve security by making your home look occupied when you're away
- Automation interface: multiple interface options are available to allow your motorized shades to integrate with third party automation systems

NOTE: Motorization components and accessories have a five-year limited warranty; excludes batteries.

Size Specifications

Minimum Width inches (cm)	19 (48.3) exact
Maximum Blind Width inches (cm)	96 (243.9)
Minimum Height inches (cm)	10 (25.4)
Maximum Height inches (cm)	120 (304.8)
Maximum Size inches (cm)	2 (5.1) and 2¾ (6.1): 7,200 square inches (46,451.5 cm ²) 2½ (6.4): 5,760 square inches (37,161.2 cm ²)

To Use This Size Chart:

1. Determine your blind width and height dimensions.
2. Make sure dimensions are within minimum and maximum size specifications listed.
3. Multiply width times height. Round each dimension up to nearest inch for easy calculation to obtain blind size in square inches.
4. Make sure your calculated blind sizes do not exceed the maximum size specifications listed.
5. Multiple blinds on one headrail are allowed if total size is under 96" (243.9 cm) wide and under the square inches specified. All blinds will operate together with one motor.

Options

Multiple Blinds on One Headrail



Gap 1/4" (0.7 cm)

- Surcharge: blinds to the left of the bold line on the price charts
- No charge: blinds to the right of the bold line on the price charts
- Two or more blinds can be installed on a single headrail to provide a practical treatment for larger windows or sliding patio doors
- Due to weight limitations, some blinds must be manufactured as two or three blinds on one headrail

Multiple Blinds	Control Locations	Gap inches (cm)
Standard Control		
Two on one Headrail	Left panel (tilt and lift left) Right panel (tilt and lift right)	1/4 (0.7) (1/2 (1.3) on NoHoles™)
Three on one Headrail	Left panel (tilt and lift left) Right panel (tilt and lift right) Center panel (tilt left/lift right)	1/4 (0.7) (1/2 (1.3) on NoHoles)
Cordless Lift System		
Two on one Headrail	Left panel (tilt left) Right panel (tilt right)	1/4 (0.7)
Three on one Headrail	Left panel (tilt left) Right panel (tilt right) Center panel (tilt left)	1/4 (0.7)

NOTE: Optional control locations may be requested. Lake Forest® 2" (5.1 cm) premium faux wood and faux wood cannot have same side controls.

Measuring

1. Measure overall width of the area to be covered. If space permits, an overlap of 1 1/2" (3.9 cm) per side is recommended for outside mounts.
2. Measure the width of the area each blind is to cover. Measure and specify the left blind first, continuing to the right. Allow a minimum of 1/4" (0.7 cm) between blinds for operating clearance.
3. Total width of all blinds, plus clearance(s) must equal overall width.
4. Measure height as follows:
 - a. For windows, use standard inside or outside measuring procedures.
 - b. For patio doors, measure height within 3/4" (2.0 cm) of floor, either from ceiling or a point at least 6 1/2" (16.6 cm) above the door frame. Check slat count table to see if blind will completely clear the doorway.

Ordering

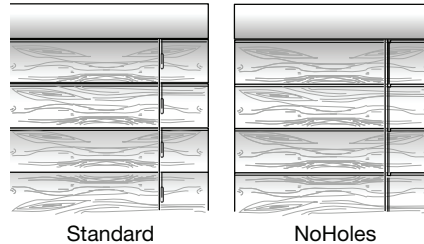
1. Indicate whether two or three blinds are to be mounted on one headrail.
2. Specify total width of headrail.
3. Indicate each panel width separately, specify left blind first, continuing to the right.
4. Specify control positions, if other than standard.
5. Add appropriate surcharge, if to the left of the bold line on the price chart.

Options


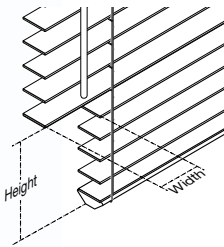
NoHoles™ Option



- For surcharge, see price charts
- Provides maximum privacy and light control
- The design of the NoHoles option eliminates route holes, providing additional privacy and the best available light control
- Cleaning is simplified by sliding the NoHoles slats out and wiping clean, or keep the slats in place and vacuuming using a soft brush attachment
- Not available on 1" (2.6 cm) blinds, blinds with cloth tape option, cordless lift, beaded slat, or specialty shapes



Cut-Out Blinds



Side Cut-Out

- For surcharge, see options pricing
- Maximum cut-out is 1" (2.6 cm) before route hole or NoHoles notch (corner and side cut-outs only)
- Cut-outs are measured with the slats tilted in the closed position for maximum clearance
- The cut-out height may be larger than requested due to slat placement
- Measure height from the bottom of the blind up to the desired location
- Not available with cordless lift or wood verticals

NOTE: Standard 3-day manufacturing process time does not apply.

Control Lengths for Cords and Wands

Finished Blind Height inches (cm)	Cord Length inches (cm)	Wand Length* inches (cm)
up to 32 (81.3)	14 (35.6)	12 (30.5)
32 ¹ / ₁₆ to 50 (81.5 to 127.0)	22 (55.9)	20 (50.8)
50 ¹ / ₁₆ to 70 (127.2 to 177.8)	32 (81.3)	30 (76.2)
70 ¹ / ₁₆ to 80 (178.0 to 203.2)	42 (106.7)	40 (101.6)
80 ¹ / ₁₆ to 87 (203.4 to 221.0)	50 (127.0)	48 (122.0)
87 ¹ / ₁₆ to 99 (221.2 to 251.5)	62 (157.5)	60 (152.4)
99 ¹ / ₁₆ to 120 (251.7 to 304.8)	74 (188.0)	72 (182.9)

*Wands over 48" (122.0 cm) long are a clear plastic.

Options

Cloth Tapes



- For surcharge, see price charts
- Large assortment of cloth tapes available
- Decorative option to add to wood, composite, or faux wood blinds
- See chart below for availability of colors
- Decorative tapes will have pattern visible to room side only

Color Name	Color Number	Backer Color	Elite and Traditions®: 2" (5.1 cm) Wood 2" (5.1 cm) Composite	Elite: 2 3/8" (6.1 cm) Wood Traditions: 2 3/8" (6.1 cm) Wood 2 1/2" (6.4 cm) Shutter Style 2 1/2" (6.4 cm) Double Bevel Composite Lake Forest: 2 1/2" (6.4 cm) Premium Faux Wood 2 1/2" (6.4 cm) Faux Wood
1" (2.6 cm) Solid Tapes			Cloth Tapes Available as Marked	
Beige	1011		•	
Black	1033		•	
Cocoa	1297		•	
Duck White	1136		•	
Toffee	1296		•	
1 1/2" (3.9 cm) Solid Tapes				
Beige	2011		•	•
Black	2033		•	•
Chocolate	2353		•	•
Cocoa	2297		•	•
Dark Grey	2857		•	•
Duck White	2136		•	•
Light Beige	2137		•	•
Light Grey	2861		•	•
Maroon	2360		•	•
Moss	2500		•	•
Navy	2369		•	•
Pecan	2403		•	•
Taupe	2659		•	•
Toffee	2296		•	•
Wheat	2710		•	•
White	2005		•	•
White Smoke	2617		•	•
1 1/2" (3.9 cm) Decorative Tapes				
Dew Alabaster	N112	Duck White	•	
Gothic Fawn	L031	White Smoke	•	
Gothic Nutmeg	L264	Taupe	•	
Medallion Flax	F541	Light Beige	•	
Medallion Taupe	F659	Taupe	•	
Medallion Toffee	F296	Black	•	
Stripe Nutmeg	H697	Taupe	•	
Variiegated Black	Q033	Black	•	
Variiegated Taupe	Q659	Taupe	•	
Willow Dark Taupe	G696	Taupe	•	
Willow Fawn	G031	Light Beige	•	

NOTE: Not available on speciality shape blinds.

Options

Decorative Tassel Options (wood blinds only)



Standard Tassel

1" (2.6 cm) wood tassel stained or painted to coordinate with your wood blinds.



Brass Tassel

1" (2.6 cm) antique brass tassel ideal for medium and dark stains and paints.

For surcharge, see options pricing.

No charge for Elite blinds.



Nickel Tassel

1" (2.6 cm) nickel tassel ideal for light stains and paints.

For surcharge, see options pricing.

No charge for Elite blinds.



Carved Tassel

1" (2.6 cm) carved wood tassel stained or painted to match color of the blinds.

For surcharge, see options pricing.

No charge for Elite blinds.



Flared Tassel

2¼" (5.8 cm) long, genuine hardwood tassel painted or stained to match color of the blinds

For surcharge, see options pricing.

No charge for Elite blinds.

(not available on authentic hardwoods)



Ovate Tassel

2¼" (5.8 cm) long, genuine hardwood tassel painted or stained to match color of the blinds

For surcharge, see options pricing.

No charge for Elite blinds.

(not available on authentic hardwoods)

NOTE: Glazed beaded slat only available with Brass or Nickel tassel.

Options

Accent Color (Traditions® Elite wood blinds only)

- For surcharge, see options pricing

Complement the window and décor of the room by specifying a different color valance and bottomrail.

Single color only.

Custom Color (Traditions Elite wood blinds only)

- For surcharge, see options pricing

Graber® offers the unique option of custom color either paint or stain. Use the following guidelines when placing your order:

1. Complete the custom color match request form. Forms can be found on SWFconnect.com or graberdirect.com.
2. Supply Springs Window Fashions with a color sample labeled with the color name and purchase order number. The sample needs to be at least 2" x 2" (5.1 cm x 5.1 cm). For best results, submit a 3" x 3" (7.7 cm x 7.7 cm) color sample.
3. Send the order, along with the request form and color sample to: Springs Window Fashions
ATTN: Graber Custom Color
33 West 3rd Street, Suite 400
Williamsport, PA 17701
4. Approval of the custom color sample is required on orders of six or more blinds. A sample of the custom color will be sent upon request for orders of less than six blinds. If a custom color sample is not requested, the sample provided will be used to manufacture the wood blinds. If the color sample is to be returned, please note this on your order.
5. Custom color samples will be sent for approval approximately two weeks after receiving the original color sample.
6. Once approval is received, fabrication of the custom color blinds will begin.


Options

Elite Wood Blinds

Why Elite Wood Blinds

Carry the magnificence of the room to the window. Elite wood blinds are individually finished using a wiping technique to enhance the beauty of the wood and create a truly beautiful blind, as unique as your client. Additional benefits of Elite wood blinds include:

- Each wood component is finished after being cut and routed for the client's individual blind, creating wood components that are completely sealed from the environment
- Elite wood finish is applied using a wiping process rather than flow coat technique; the end result is a hand finished appearance which further enhances the beautiful characteristics of the wood
- All Graber® Traditions® paint and stain colors are available using this unique finishing style, or create a completely customized blind using the custom color option



Features

- A unique one of a kind blind featuring slat, valance, and bottomrail that are finished after the routing and cutting processes
- Available in all Traditions wood paints and stains
- SureClose® headrail (not available for 1" (2.6 cm) or cordless) for added strength
- Custom color is available for 1" (2.6 cm), 2" (5.1 cm), 2" (5.1 cm) beaded, and 2³/₈" (6.1 cm) slats
- Beaded slat: enhance the beauty of your blind with the rich double beaded design of the beaded slat (2" (5.1 cm) only)
- Accent valance and bottomrail: complement the window and décor of the room by specifying a different color valance and bottomrail
- Decorative cloth tapes (not available on 1" (2.6 cm) or cordless)
- Cordless lift system—wand tilt standard (not available on 1" (2.6 cm))
- NoHoles™ (not available on 1" (2.6 cm), 2" (5.1 cm) beaded slat, or cordless blinds)
- High gloss finish
- Sandblast finish
- Decorative tassel selection

How to Order

- Select the finish
 - Elite
 - Elite High Gloss
 - Sandblast Finish
- Follow the remaining standard ordering instructions to complete the order

NOTE: Due to the nature of the Elite process, blinds and specialty shapes require an extended lead-time. The lead times vary depending on blind sizes and quantities.

Options

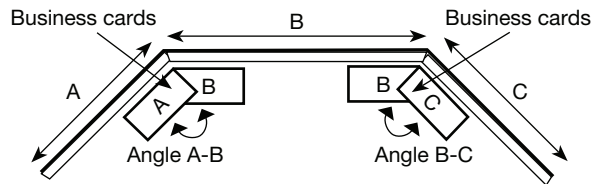
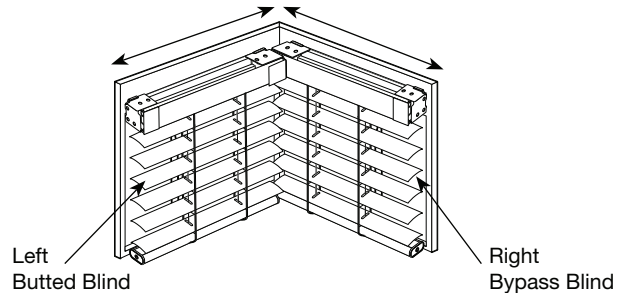
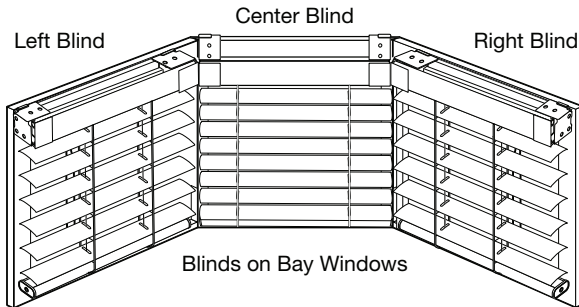
Bay and Corner Windows

- Made as individual blinds to fit in bay or corner windows
- Each blind is on an individual headrail and has its own control
- Indicate each blind with bypass or butt; bypass is the blind mounted into the corner; butt is the blind butted up to the other blind; must provide blind location (left and right blind)
- Control locations can be on the right or left side of each blind; placing controls opposite the corner is recommended
- Depending on the angle, some corner blinds cannot be raised to the same height

- Manufacturer will take appropriate deductions for proper fit
- No additional charge
- Valances will be mitered in the corner for finished look
- Cornices and wood verticals are not available on bay or corner windows
- Slat alignment cannot be guaranteed on side by side blinds

NOTE: If you do not want manufacturer to take deductions DO NOT order as bay or corner.
Standard manufacturing lead time does not apply.

Measuring Information

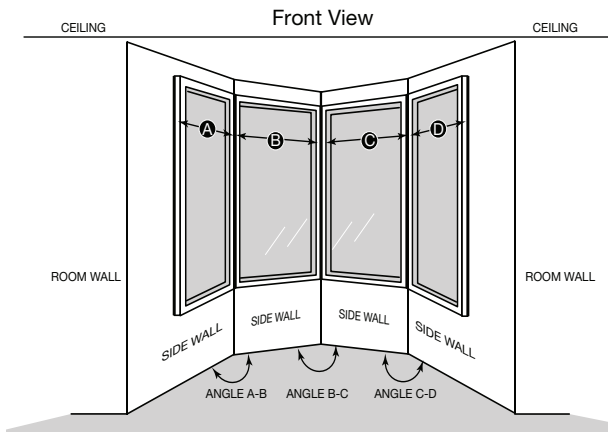


Corner Window

Measure:
Width of each window from corner to the point you would like to cover.

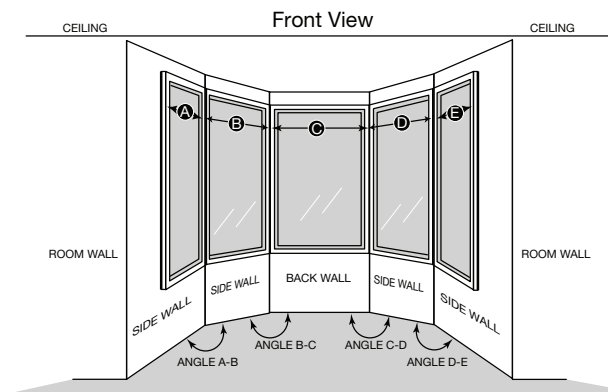
Three-Sided Bay Window

Measure:
A and C: Width of side windows from the corners to the point you would like the blind to cover.
B: Width of the center window from corner to corner.
Angle A-B: Angle between windows (A) and (B).
Angle B-C: Angle between windows (B) and (C).



Four-Sided Bay Window

Measure:
A and D: Width of side windows from the corners to the point you would like the blind to cover.
B and C: Width of each window from corner to corner.
Angle A-B: Angle between windows (A) and (B).
Angle B-C: Angle between windows (B) and (C).
Angle C-D: Angle between windows (C) and (D).






Five-Sided Bay Window

Measure:
A and E: Width of side windows from the corners to the point you would like the blind to cover.
B, C, and D: Width of each center window from corner to corner.
Angle A-B: Angle between windows (A) and (B).
Angle B-C: Angle between windows (B) and (C).
Angle C-D: Angle between windows (C) and (D).
Angle D-E: Angle between windows (D) and (E).

NOTE: Measure bay angle using protractor or angle finder, or use two business cards in bay corner as illustrated above and fax to customer service.

Options

Valance Options

Valance Type	Blind Type	Tilt Type	Standard	Optional	Maximum Continuous Width*		Standard Return Length	Full Recess Depth
					Inside Mount**	Outside Mount		
					inches (cm)	inches (cm)	inches (cm)	inches (cm)
2½" (6.4 cm) Classic Valance  Valance Returns ½" (1.3 cm) to 1" (2.6 cm): glued 1⅛" (2.7 cm) to 4⅝" (11.8 cm): optional glued 4⅞" (12.0 cm) and greater: not glued Keystone not available	2" (5.1 cm) Traditions® Bamboo and Barnwood	Cord	N/C		94¼ (239.4)	93⅝ (237.7)	2⅞ (7.4)	3¼ (8.3)
		Wand	N/C				3⅞ (9.1)	3⅞ (11.8)
		Cordless	N/C				3⅞ (8.6)	3⅞ (9.6)
	2" (5.1 cm) Traditions Composite	Cord	N/C		106⅞ (270.9)	105⅝ (267.7)	2⅞ (7.4)	3¼ (8.3)
		Wand	N/C				3⅞ (9.1)	3⅞ (11.8)
	2½" (6.4 cm) Traditions Double Bevel Composite	Cord	N/C		106⅞ (270.9)	105⅝ (267.7)	3⅞ (10.1)	4¼ (10.8)
Cordless		N/C	N/C	3⅞ (8.6)			3⅞ (9.6)	
2" (5.1 cm) Lake Forest® Premium Faux Wood 2" (5.1 cm) Lake Forest Faux Wood	Cord	N/C		106⅞ (270.9)	105⅝ (267.7)	2⅞ (7.4)	3¼ (8.3)	
	Wand	N/C				3⅞ (9.1)	3⅞ (11.8)	
	Cordless	N/C	N/C			3⅞ (8.6)	3⅞ (9.6)	
2½" (6.4 cm) Lake Forest Premium Faux Wood 2½" (6.4 cm) Lake Forest Faux Wood	Cord	N/C		106⅞ (270.9)	105⅝ (267.7)	3⅞ (10.1)	4¼ (10.8)	
	Cordless	N/C	N/C			3⅞ (9.6)	4⅞ (10.5)	
3" (7.7 cm) Classic Valance  Valance Returns ½" (1.3 cm) to 1" (2.6 cm): glued 1⅛" (2.7 cm) to 4⅝" (11.8 cm): optional glued 4⅞" (12.0 cm) and greater: not glued	1" (2.6 cm) Traditions Wood	Wand	N/C		100¼ (254.7)	98% (249.9)	2⅞ (5.3)	2⅞ (6.1)
	1" (2.6 cm) Traditions Elite Wood	Wand		N/C	100¼ (254.7)	98% (249.9)	1¼ (4.5)	2⅞ (5.3)
	2" (5.1 cm) Traditions and Elite Wood (optional on Elite for all controls)	Cord	N/C		100¼ (254.7)	98% (249.9)	2⅞ (7.4)	3¼ (8.3)
		Wand	N/C				3⅞ (9.1)	3⅞ (11.8)
	2⅝" (6.1 cm) Traditions and Elite Wood (optional on Elite for all controls)	Cord	N/C		100¼ (254.7)	98% (249.9)	3⅞ (9.6)	4⅞ (10.4)
		Cordless	N/C	N/C			3⅞ (9.1)	3⅞ (10.1)
2½" (6.4 cm) Traditions Wood Shutter Style	Cord		N/C	100¼ (254.7)	97¼ (248.3)	3⅞ (10.1)	4¼ (10.8)	
	Cordless		N/C			3⅞ (9.6)	4⅞ (10.5)	
Traditions Elite Wood Vertical Blinds	N/A			N/C	100¼ (254.7)	98% (249.9)	5½ (14.0)	5⅞ (14.8)
3½" (8.9 cm) Legacy Valance  Valance Returns ½" (1.3 cm) to 1" (2.6 cm): glued 1⅛" (2.7 cm) to 4⅝" (11.8 cm): optional glued 4⅞" (12.0 cm) and greater: not glued	1" (2.6 cm) Traditions Wood	Wand		\$	100¼ (254.7)	98% (249.9)	2⅞ (5.3)	2⅞ (7.4)
	1" (2.6 cm) Traditions Elite Wood	Wand		N/C	100¼ (254.7)	98% (249.9)	1¼ (4.5)	2⅞ (5.4)
	2" (5.1 cm) Traditions and Elite Wood (optional on Elite for all controls and at no charge)	Cord		\$	100¼ (254.7)	98% (249.9)	2⅞ (7.4)	3⅞ (8.5)
		Wand		\$			3⅞ (9.1)	4 (10.2)
		Cordless	N/C				3⅞ (8.6)	3⅞ (9.7)
	2" (5.1 cm) Traditions Elite Authentic American Hardwoods*	Cord	N/C		100¼ (254.7)	98% (249.9)	2⅞ (7.4)	3⅞ (8.5)
		Wand	N/C				3⅞ (9.1)	4 (10.2)
	2" (5.1 cm) Traditions Distressed*	Cordless	N/C		100¼ (254.7)	98% (249.9)	3⅞ (8.6)	3⅞ (9.7)
		Cord	N/C				2⅞ (7.4)	3⅞ (8.5)
2" (5.1 cm) Traditions and Elite Wood (optional on Elite for all controls)	Wand	N/C		100¼ (254.7)	98% (249.9)	3⅞ (9.1)	4 (10.2)	
	Cordless	N/C	N/C			3⅞ (8.6)	3⅞ (9.7)	
2⅝" (6.1 cm) Traditions and Elite Wood (optional on Elite for all controls)	Cord	N/C		100¼ (254.7)	98% (249.9)	3⅞ (9.6)	4⅞ (10.4)	
	Cordless	N/C	N/C			3⅞ (9.1)	4 (10.2)	
2½" (6.4 cm) Traditions Shutter Style	Cord	N/C		100¼ (254.7)	98% (249.9)	3⅞ (10.1)	4⅞ (11.2)	
	Cordless	N/C				3⅞ (9.6)	4⅞ (10.7)	
Traditions Elite Wood Vertical Blinds	N/A			N/C	100¼ (254.7)	98% (249.9)	5½ (14.0)	5⅞ (15.0)





N/C = No charge \$ = Surcharge

*Continuous valances wider than sizes shown above will have two or more sections spliced together. Maximum width for spliced valances is 300" (762.0 cm). Keystones not available with Elite authentic hardwood, distressed, barnwood, bamboo, composite, or faux wood valances.

**Assumes no returns on inside mount.

Options

Valance Options

Valance Type	Blind Type	Tilt Type	Standard	Optional	Maximum Continuous Width*		Standard Return Length	Full Recess Depth	
					Inside Mount**	Outside Mount			
					inches (cm)	inches (cm)	inches (cm)	inches (cm)	
 <p>4 1/2" (11.5 cm) Symphony Valance</p> <p>Valance Returns 1/2" (1.3 cm) to 1" (2.6 cm): glued 1 1/16" (2.7 cm) to 4 7/16" (11.8 cm): optional glued 4 11/16" (12.0 cm) and greater: not glued</p>	1" (2.6 cm) Traditions® Wood	Wand		\$	100 1/4 (254.7)	93 3/16 (237.7)	2 1/16 (5.3)	2 13/16 (7.2)	
	1" (2.6 cm) Traditions Elite Wood	Wand		N/C	100 1/4 (254.7)	93 3/16 (237.7)	1 3/4 (4.5)	2 1/2 (6.4)	
	2" (5.1 cm) Traditions and Elite Wood (no charge for Elite wood)	Cord		\$				2 7/8 (7.4)	3 5/8 (9.3)
		Wand		\$	100 1/4 (254.7)	93 3/16 (237.7)	3 9/16 (9.1)	4 5/8 (11.0)	
	2 5/8" (6.1 cm) Traditions and Elite Wood (no charge for Elite wood)	Cordless		\$				3 3/8 (8.6)	4 1/8 (10.5)
		Cord		\$	100 1/4 (254.7)	93 3/16 (237.7)	3 3/4 (9.6)	4 1/2 (11.5)	
	Cordless		\$				3 9/16 (9.1)	4 5/8 (11.0)	
2 1/2" (6.4 cm) Traditions Shutter Style	Cord		\$	100 1/4 (254.7)	93 3/16 (237.7)	3 15/16 (10.1)	4 11/16 (12.0)		
	Cordless		\$				3 3/4 (9.6)	4 1/2 (11.5)	
Traditions Elite Wood Vertical Blinds	N/A		\$	100 1/4 (254.7)	93 3/16 (237.7)	5 1/2 (14.0)	6 1/4 (15.9)		
 <p>3" (7.7 cm) Majestic Valance</p> <p>Valance Returns 1/2" (1.3 cm) to 1" (2.6 cm): glued 1 1/16" (2.7 cm) to 4 7/16" (11.8 cm): optional glued 4 11/16" (12.0 cm) and greater: not glued Keystone not available</p>	2" (5.1 cm) Traditions Composite	Cord		N/C			2 7/8 (7.4)	3 5/8 (8.6)	
		Wand		N/C	106 5/8 (270.9)	105 3/8 (267.7)	3 9/16 (9.1)	4 1/8 (10.4)	
	Cordless	N/C					3 3/8 (8.6)	3 7/8 (9.9)	
	2 1/2" (6.4 cm) Traditions Double Bevel Composite	Cord		N/C	106 5/8 (270.9)	105 3/8 (267.7)	3 15/16 (10.1)	4 7/8 (11.3)	
		Cord		N/C				2 7/8 (7.4)	3 5/8 (8.6)
	2" (5.1 cm) Lake Forest® Premium Faux Wood 2" (5.1 cm) Lake Forest Faux Wood	Wand		N/C	106 5/8 (270.9)	105 3/8 (267.7)	3 9/16 (9.1)	4 1/8 (10.4)	
Cordless		N/C					3 3/8 (8.6)	3 7/8 (9.9)	
2 1/2" (6.4 cm) Lake Forest Premium Faux Wood 2 1/2" (6.4 cm) Lake Forest Faux Wood	Cord		N/C	106 5/8 (270.9)	105 3/8 (267.7)	3 15/16 (10.1)	4 7/8 (11.3)		
	Cordless	N/C					3 3/4 (9.6)	4 1/4 (10.8)	
 <p>3 1/8" (8.0 cm) Beaded Valance</p> <p>Valance Returns 1/2" (1.3 cm) to 1" (2.6 cm): glued 1 1/16" (2.7 cm) to 4 7/16" (11.8 cm): optional glued 4 11/16" (12.0 cm) and greater: not glued</p>	1" (2.6 cm) Traditions Wood	Wand		N/C	100 1/4 (254.7)	98 3/8 (249.9)	2 1/16 (5.3)	2 3/8 (6.1)	
	1" (2.6 cm) Traditions Elite Wood	Wand		N/C	100 1/4 (254.7)	98 3/8 (249.9)	1 3/4 (4.5)	2 1/16 (5.3)	
	2" (5.1 cm) Traditions+ and Elite Wood	Cord		N/C				2 7/8 (7.4)	3 1/4 (8.3)
		Wand		N/C	100 1/4 (254.7)	98 3/8 (249.9)	3 9/16 (9.1)	3 7/8 (9.9)	
	Cordless		N/C				3 3/8 (8.6)	3 3/4 (9.6)	
	2 5/8" (6.1 cm) Traditions and Elite Wood	Cord		N/C	100 1/4 (254.7)	98 3/8 (249.9)	3 3/4 (9.6)	4 1/8 (10.4)	
		Cordless		N/C				3 9/16 (9.1)	3 15/16 (10.1)
2 1/2" (6.4 cm) Traditions Shutter Style	Cord		N/C	100 1/4 (254.7)	98 3/8 (249.9)	3 15/16 (10.1)	4 1/4 (10.8)		
	Cordless		N/C				3 3/4 (9.6)	4 1/8 (10.5)	
Traditions Elite Wood Vertical Blinds	N/A		N/C	100 1/4 (254.7)	98 3/8 (249.9)	5 1/2 (14.0)	5 13/16 (14.8)		
 <p>3" (7.7 cm) or 5" (12.7 cm) Flat Valance</p> <p>Keystone not available</p>	1" (2.6 cm) Wood Specialty Shape Blinds	Wand		N/C	N/A	N/A	N/A	2 3/4 (7.0)	
	2" (5.1 cm) Wood Specialty Shape Blinds	Cord		N/C	N/A	N/A	N/A	3 5/8 (9.9)	
		Wand		N/C				N/A	3 5/8 (9.9)
2 5/8" (6.1 cm) Wood Specialty Shape Blinds	Cord		N/C	N/A	N/A	N/A	3 7/8 (9.9)		

N/C = No charge \$ = Surcharge

*Continuous valances wider than sizes shown above will have two or more sections spliced together. Maximum width for spliced valances is 300" (762.0 cm). Keystones not available with Elite authentic hardwood, distressed, barnwood, bamboo, composite, or faux wood valances.

**Assumes no returns on inside mount.

*Not available in sandblast colors. Use regular paint or stain colors for this valance.

Options

How to Measure for Valance Returns

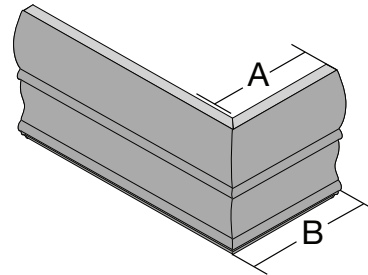
Window depths vary considerably depending on the age and style of the window. Always measure the window depth, regardless of the type of window treatment the client is considering. Knowing the depth when the order is placed can help prevent costly errors.

Use the information in your Graber® price list for wood, composite, and faux wood to calculate the needed return length (see previous pages).

To calculate the return length, use this formula:

(standard return length) minus (client window depth) = special return length to order for inside mount blind

REMEMBER: The smallest return width is ½" (1.3 cm). The length of a return and the width of a valance are measured on the inside (back side-A) of the valance, not the outside (face-B) of the valance (see diagram at right).



A: Inside Measurement
B: Outside Measurement

How to Measure and Order Valances

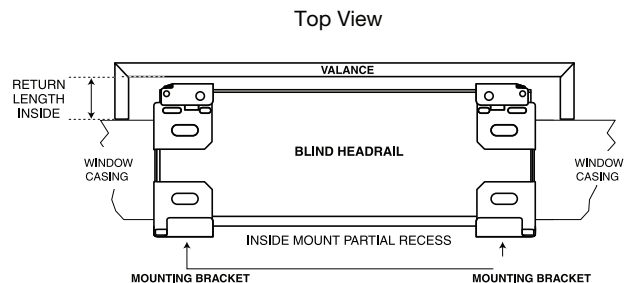
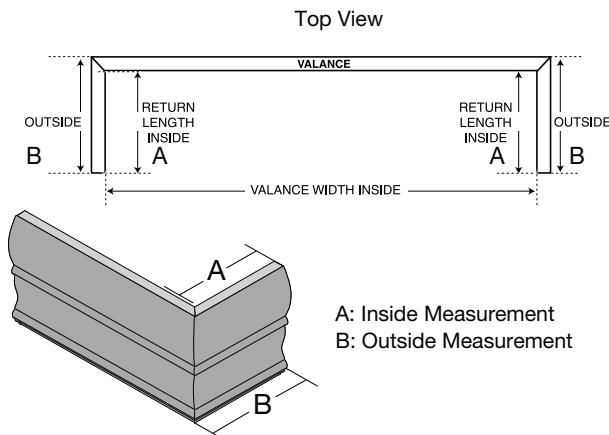
A valance is supplied with your order in one of the following styles, depending on how your blind will be mounted. For a more custom look, the valance and returns may be special ordered to your measurements.

NOTE: Valances with returns are measured and cut from the INSIDE of the miter to ensure the most accurate fit when installed over the headrail or window frame.

Blinds ordered as an OUTSIDE MOUNT will be supplied with returns sized to cover the end of the blind back to the mounting surface. If projection brackets are requested when the blind is ordered, longer returns will be sent automatically. Outside mount blinds are available without returns upon request.

Additional ordering information:

- Please state at the time of order if the valance and return measurements are for the EXACT size required so that no additions or deductions are made
- Different return sizes on the same valance; always provide LEFT return INSIDE measurement first when ordering
- Valance projection is different if the blind has a wand tilter or cord tilter; please refer to the previous specifications chart for more information
- Bay and corner blinds—must specify return length on inside mount at time of order



NOTE: Minimum return length is ½" (1.3 cm).

Options

Splicing Requirements

Profile	Number of Sections	Number of Keystones	No Returns		With Returns (Inside Dimensions)	
			Minimum inches (cm)	Maximum inches (cm)	Minimum inches (cm)	Maximum inches (cm)
3" (7.7 cm) Classic Wood Valance	1	0	8 (20.4)	100 ¹ / ₄ (254.7)	8 (20.4)	98 ³ / ₈ (249.9)
3 ¹ / ₈ " (8.0 cm) Beaded Wood Valance	2	1	100 ⁵ / ₁₆ (254.8)	200 ¹ / ₂ (509.3)	98 ⁷ / ₁₆ (250.1)	198 ⁵ / ₈ (504.6)
3 ¹ / ₂ " (8.9 cm) Legacy Wood Valance						
4 ¹ / ₂ " (11.5 cm) Symphony Wood Valance	3	2	200 ⁵ / ₁₆ (509.5)	300 (762.0)	198 ¹ / ₁₆ (504.7)	298 ³ / ₈ (759.2)

Outside Mount

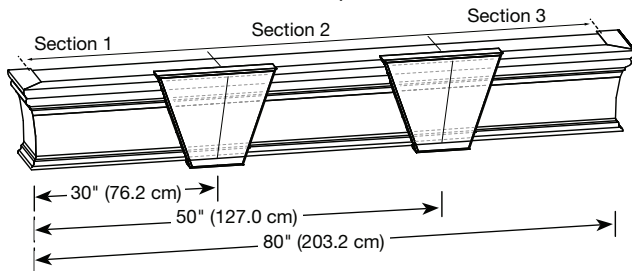
- Wood valances requiring a splice will include a keystone (see chart above for details)
- Keystones are not available on Elite authentic hardwood, distressed wood, barnwood, bamboo wood, composite, or faux wood valances
- Keystones will be equally spaced unless special splice location is requested
- Optional keystones can be ordered with single piece valances or in addition to required keystones
- Minimum width with a keystone is 12" (30.5 cm)
- Maximum number of keystones is 3

Inside Mount

- Valances 100¹/₄" (254.7 cm) exact or wider will require a keystone
- Keystones are not available on Elite authentic hardwood, distressed wood, barnwood, bamboo wood, composite, or faux wood valances
- Keystones will be equally spaced unless special splice location is requested
- Optional keystones can be ordered with single piece valances or in addition to required keystones
- Minimum width with a keystone is 12" (30.5 cm)
- Maximum number of keystones is 3

How to Measure a Special Splice Location

A keystone is supplied for valance widths that require a splice. Keystones will be equally spaced unless a special splice location is requested at time of order. The placement of the splice will be calculated by the factory using an INSIDE measurement from the mitered corner to the location specified on the order.



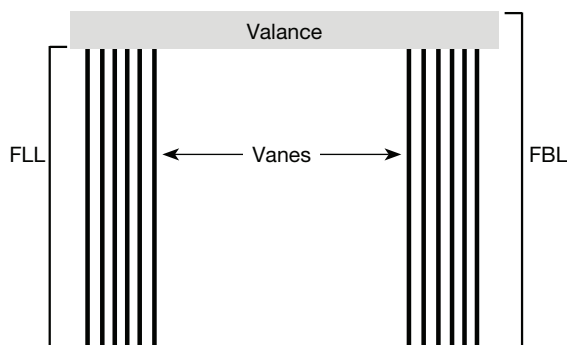
Each splice location should be recorded starting from the LEFT BACKSIDE corner.

EXAMPLE: Overall valance width = 80" (203.2 cm) backside measurement
 First splice from left = 30" (76.2 cm) backside measurement
 Second splice from left = 50" (127.0 cm) backside measurement

For surcharge, see options pricing.


NOTE: All measurements need to be from BACKSIDE.

Replacement Vane Ordering: Wood Vertical Blinds



FLL = Finished cane length/height—the measurement from the top of the vane to the bottom of the vane. This measurement is approximately 2¹/₄" (5.8 cm) less than the FBL.

FBL = Finished blind length/height—the measurement from the top of the headrail to the bottom of the vane.



- For surcharge, see options pricing

How to Measure a Replacement Existing Vane, No Changes

- Measure the vane(s) from tip to tip to determine the exact length/height (FLL)
- Finished vane length (FLL) is measured from top of metal vane clip to the bottom of the vane
- No additional deductions will be taken by manufacturing; vanes will be manufactured to the exact size provided
- Submit the measurement as exact height

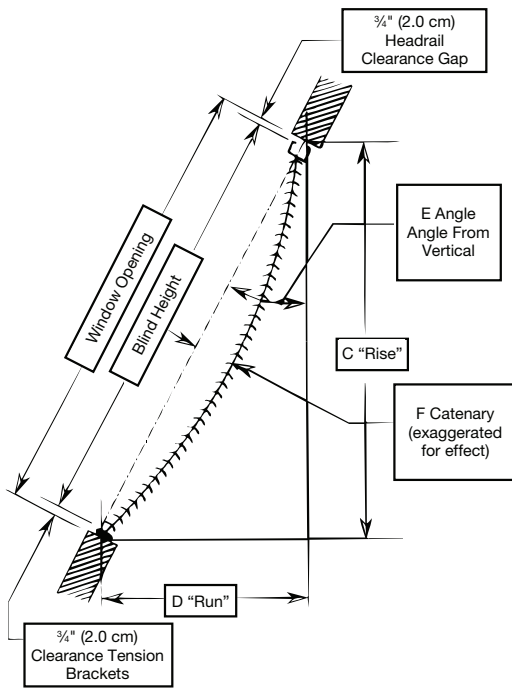
How to Measure a Replacement Existing Vane, Changing the Height of the Vanes

- Measure from top of mounted headrail to bottom of location to be covered
- Record this measurement; this is the finished blind length/height (FBL)
- Manufacturing will take appropriate deduction so vanes will cover desired area

NOTE: When ordering replacement vanes only, hinge direction must be indicated (up or down).

Options

Elite Wood Specialty Shapes: Incline Wire Blinds



NOTE: Maximum degree from vertical is 45°.
Blinds over 30° will have marginal tilt.
Blinds over 40° will have marginal lowering.

- Blinds up to 60" (152.4 cm) will have 2 wires
- Blinds over 60" (152.4 cm) will have 4 wires

Options available:

- Decorative tassels
- Ring tilt (1" (2.6 cm) and 2" (5.1 cm) only)
- Custom color
- Beaded slat (2" (5.1 cm) only)
- High gloss finish
- Accent color

Features

- For pricing see options pricing
- Cord tilt standard/wand and ring tilt optional
- Wand control is the universal joint attachment
- Width less than 24" (61.0 cm) cannot have same side controls
- There is a turn buckle in the headrail for adjusting the tension in the wires
- At the bottomrail, there are sill plates that are used to attach the wires to the sill
- Color coordinated box style bracket
- Not available with cloth tapes

Incline (Tension) Wire Blinds

- Rectangular blinds can lift and tilt; may be used in windows installed vertically to 45 degrees from vertically (maximum)
- Ideal for applications that require stabilized blinds, such as boats

- Width—Measure the exact inside width of the window casing from one inside edge to the other in three different places. Record the narrowest measurement.
- Height—Measure the exact height in three different places from the top edge of the opening to the top of the sill. Record the longest measurement.
- Rise—The vertical measurement from the top of a window to the RUN to form a 90 degree angle.
- Run—The horizontal measurement from the bottom of a window to the RISE to form a 90 degree angle.
- Angle—The degree the window is slanted perpendicular (at a right angle) to the floor.
- Catenary—The degree a blind may possibly bow. No measurement needed.

Must give measurements for A and B. C and D are used to calculate the angle (must be less than 45°).

Measuring Information

Use regular measuring instructions; see measuring instructions tab

Available on Elite wood blinds. 1" (2.6 cm), 2" (5.1 cm), and 2³/₈" (6.1 cm) slats only.

Size Considerations

	Incline Wire inches (cm)	
Minimum Width	16 (40.7) exact	
Maximum Width	96 (243.9)	
Minimum Height	10 (25.4)	
	Blind Width inches (cm)	Max Height inches (cm)
Maximum Height	16 to 32 (40.7 to 81.3)	120 (304.8)
	32 ¹ / ₂ to 57 (81.6 to 144.8)	108 (274.4)
	57 ¹ / ₂ to 92 (145.1 to 233.7)	102 (259.1)
	92 ¹ / ₂ to 96 (234.0 to 243.9)	90 (228.6)

Depth Requirements

	1" (2.6 cm) inches (cm)	2" (5.1 cm) inches (cm)	2 ³ / ₈ " (6.1 cm) inches (cm)
Minimum	¾" (2.0 cm)	¾" (2.0 cm)	¾" (2.0 cm)
Flush with Casing	2 ³ / ₄ " (7.0 cm)	3 ¹ / ₈ " (9.9 cm)	3 ¹ / ₈ " (9.9 cm)

NOTE: Not available with cloth tapes, cordless, cut-outs, multiple blinds on one headrail, NoHoles™, or valances.

Options

Elite Wood Specialty Shapes: Angle Top or Bottom

Features

- For pricing, see price charts
- Available in 1" (2.6 cm), 2" (5.1 cm), and 2 $\frac{3}{8}$ " (6.1 cm) slat sizes
- Extruded aluminum headrail
 - 1" (2.6 cm) slats: 1 $\frac{1}{16}$ " (2.7 cm) D x 1" (2.6 cm) H
 - 2" (5.1 cm) and 2 $\frac{3}{8}$ " (6.1 cm) slats: 2 $\frac{1}{4}$ " (5.8 cm) D x 2" (5.1 cm) H

Controls

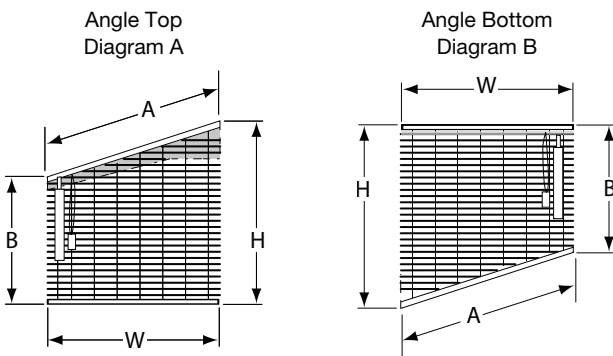
- 1" (2.6 cm) blinds—wand tilt only
- 2" (5.1 cm) blinds—cord tilt standard; wand tilt optional
- 2 $\frac{3}{8}$ " (6.1 cm) blinds—cord tilt only
- Standard wood wand lengths are 12" (30.5 cm), 20" (50.8 cm), 30" (76.2 cm), and 40" (101.6 cm)
- Polycarbonate wands available in lengths over 48" (122.0 cm)
- Universal joint attachments for wand control
- Wand and cord tilt controls will be approximately one half the length of the long side of the blind; controls on angle top or angle bottom blinds will be located on the short side of the blind
- Due to the angle of the headrail, blinds may not operate as smoothly as a standard blind
- Maximum angle is 45°
- Blinds are intended for tilt function only; due to headrail angle, lift function may not be operable

Mounting Options

- Box mounting brackets available for angle bottom and angle top only
- Blinds under 24" (61.0 cm) must use hold down brackets to ensure level installation

NOTE: Due to the nature of the Elite process, blinds and specialty shapes require an extended lead-time. The lead times vary depending on blind sizes and quantities.

Angle Top or Bottom: Measuring Guidelines



Refer to diagrams for illustrations of measurements to include when ordering an angle top or angle bottom blind.

W: Straight width

B: Length of short side

H: Length of long side

A: Angle width

- SureClose™ headrail is not available
- See below for measuring guidelines
- Not available with cloth tapes, cordless, cut-outs, motorized tilt, NoHoles™, or unique finishes
- Limitations may apply, please contact customer service

Size Considerations

	1" (2.6 cm) inches (cm)	2" (5.1 cm) inches (cm)	2 $\frac{3}{8}$ " (6.1 cm) inches (cm)
Minimum Width	15 (38.1)	15 (38.1)	15 (38.1)
Minimum Height	10 (25.4)*	10 (25.4)*	10 (25.4)*
Maximum Width	96 (243.9)	96 (243.9)	96 (243.9)
Maximum Height	120 (304.8)	120 (304.8)	120 (304.8)

*Long side.

Depth Requirements

	1" (2.6 cm) inches (cm)	2" (5.1 cm) inches (cm)	2 $\frac{3}{8}$ " (6.1 cm) inches (cm)
Minimum	$\frac{3}{4}$ (2.0)	$\frac{3}{4}$ (2.0)	$\frac{3}{4}$ (2.0)
Flush with Casing	2 $\frac{3}{4}$ (7.0)	3 $\frac{3}{8}$ (9.9)	3 $\frac{3}{8}$ (9.9)

Valances



3" (7.7 cm) flat valance

- 1" (2.6 cm) blinds
- Valance returns are not available

5" (12.7 cm) flat valance

- 2" (5.1 cm) and 2 $\frac{3}{8}$ " (6.1 cm) blinds
- Valance returns are not available

Also specify/include:

- Inside or outside mount

Options

Elite Wood Specialty Shapes: Trapezoid, Triangle, and Octagon

Features

- For pricing, see price charts
- Available in 1" (2.6 cm), 2" (5.1 cm), and 2³/₈" (6.1 cm) slat sizes
- Extruded aluminum headrail
 - 1" (2.6 cm) slats: 1¹/₈" (2.7 cm) D x 1" (2.6 cm) H
 - 2" (5.1 cm) and 2³/₈" (6.1 cm) slats: 2¹/₄" (5.8 cm) D x 2" (5.1 cm) H

Controls

- 1" (2.6 cm) blinds—wand tilt only
- 2" (5.1 cm) blinds—cord tilt standard; wand tilt optional
- 2³/₈" (6.1 cm) blinds—cord tilt only
- Standard wood wand lengths are 12" (30.5 cm), 20" (50.8 cm), 30" (76.2 cm), and 40" (101.6 cm)
- Polycarbonate wands available in lengths over 48" (122.0 cm)
- Universal joint attachments for wand control
- Wand and cord tilt controls will be approximately one half the length of the long side of the blind;
- Due to the angle of the headrail, blinds may not operate as smoothly as a standard blind
- Blinds are intended for tilt function only; due to headrail angle, lift function may not be operable

Mounting Options

- All shapes receive pre-drilled openings and fasteners for direct mounting
 - Inside mounts: pre-drilled openings are located on the underside of the headrail
 - Outside mounts: pre-drilled openings are located on the front and back face of the headrail

NOTE: Due to the nature of the Elite process, blinds and specialty shapes require an extended lead-time. The lead times vary depending on blind sizes and quantities.

- SureClose™ headrail is not available
- See below for measuring guidelines
- Not available with cloth tapes, cordless, cut-outs, motorized tilt, NoHoles™, or unique finishes
- Limitations may apply, please contact customer service

Size Considerations

	1" (2.6 cm) inches (cm)	2" (5.1 cm) inches (cm)	2 ³ / ₈ " (6.1 cm) inches (cm)
Minimum Width**	15 (38.1)	15 (38.1)	15 (38.1)
Minimum Height	10 (25.4)	10 (25.4)	10 (25.4)
Maximum Width	96 (243.9)	96 (243.9)	96 (243.9)
Maximum Height	120 (304.8)	120 (304.8)	120 (304.8)

**Octagon and trapezoid: 7¹/₂" (19.1 cm) exact minimum for top headrail.

Depth Requirements

	1" (2.6 cm) inches (cm)	2" (5.1 cm) inches (cm)	2 ³ / ₈ " (6.1 cm) inches (cm)
Minimum	1 ¹ / ₈ (2.7)	2 ¹ / ₄ (5.8)	2 ³ / ₈ (6.1)
Flush with Casing	2 ³ / ₄ (7.0)	3 ³ / ₈ (9.9)	3 ³ / ₈ (9.9)

Valances



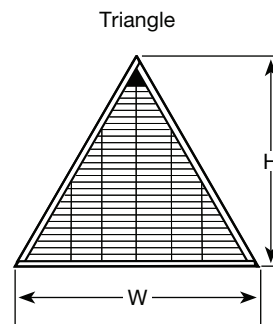
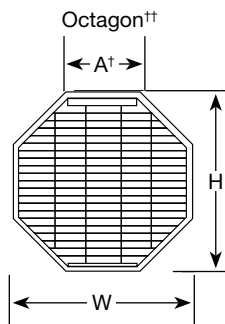
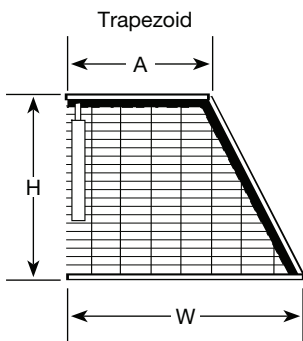
3" (7.7 cm) flat valance

- 1" (2.6 cm) blinds
- Valance returns are not available

5" (12.7 cm) flat valance

- 2" (5.1 cm) and 2³/₈" (6.1 cm) blinds
- Valance returns are not available

Trapezoid, Octagon, or Triangle: Measuring Guidelines



†Verify each section width.

††Depending on sizes, octagon may be framed on all sides. Contact customer service.

Refer to diagrams for illustrations of measurements to include when ordering an angle top or angle bottom blind.

W: Bottom width

H: Length of long side

A: Top width

Also specify/include:

- Inside or outside mount
- Control location

Options

Elite Wood Specialty Shapes: Arched Blinds

Features

- For pricing, see price charts
- Available in 1" (2.6 cm), 2" (5.1 cm), and 2³/₈" (6.1 cm) slat sizes
- Extruded aluminum headrail
 - 1" (2.6 cm) slats: 1¹/₆" (2.7 cm) D x 1" (2.6 cm) H
 - 2" (5.1 cm) and 2³/₈" (6.1 cm) slats: 2¹/₄" (5.8 cm) D x 2" (5.1 cm) H

Controls

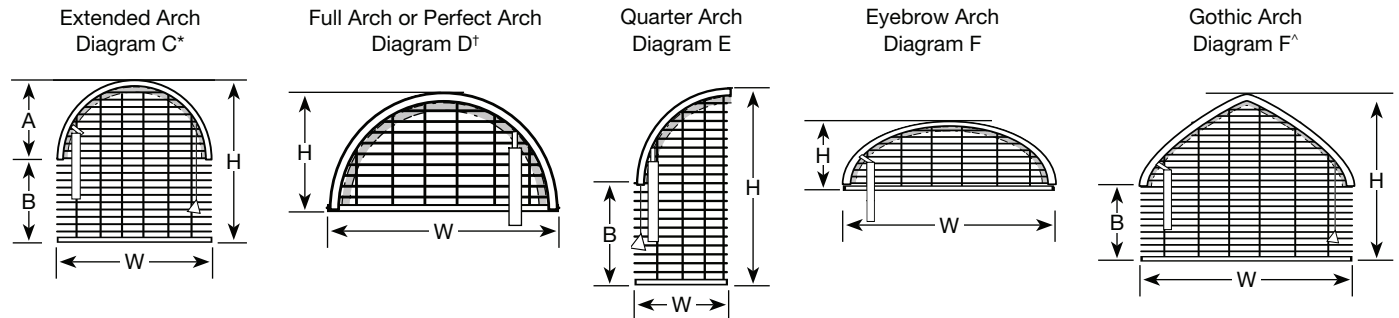
- 1" (2.6 cm) blinds—wand tilt only
- 2" (5.1 cm) blinds—cord tilt standard; wand tilt optional
- 2³/₈" (6.1 cm) blinds—cord tilt only
- Standard wood wand lengths are 12" (30.5 cm), 20" (50.8 cm), 30" (76.2 cm), and 40" (101.6 cm)
- Polycarbonate wands available in lengths over 48" (122.0 cm)
- Arched blinds as in diagram C, E, F, and G (see below) will fully tilt, but will only lift to the point where the arch begins; arch blinds as in diagram D will only tilt
- Universal joint attachments for wand control
- Wand and cord tilt controls will be approximately one half the length of the long side of the blind;
- Due to the angle of the headrail, blinds may not operate as smoothly as a standard blind
- Blinds are intended for tilt function only; due to headrail angle, lift function may not be operable

Mounting Options

- When lifting arch blinds over 30 square feet (2.8 square meters), installation of a safety cleat is recommended to secure the lift cords
- We recommend hold down brackets for quarter arches less than 24" (61.0 cm) in width to ensure level installation
- Arches will receive pre-drilled openings and fasteners
 - Inside mounts: pre-drilled openings are located on the underside of the headrail
 - Outside mounts: pre-drilled openings are located on the front and back face of the headrail

NOTE: Due to the nature of the Elite process, blinds and specialty shapes require an extended lead-time. The lead times vary depending on blind sizes and quantities.

Arched Blinds: Measuring Guidelines



Refer to diagrams for illustrations of measurements to include when ordering an arched blind.

W: Straight width

B*: Length to springline (point where arch begins)

Template needs to extend 6" (15.3 cm) past the springline.

H*: Overall height

A: Arch height

- SureClose™ headrail is not available
- See below for measuring guidelines
- Not available with cloth tapes, cordless, cut-outs, motorized tilt, NoHoles™, or unique finishes

Size Considerations

	1" (2.6 cm) inches (cm)	2" (5.1 cm) inches (cm)	2 ³ / ₈ " (6.1 cm) inches (cm)
Minimum Arch Width: Full Arch	15 (38.1)	24 (61.0)	24 (61.0)
Minimum Arch Width: Quarter Arch	13 (33.1)	15 (38.1)	15 (38.1)
Minimum Arch Height: Full Arch	10 (25.4)	12 (30.5)	12 (30.5)
Minimum Arch Height: Quarter Arch	10 (25.4)	12 (30.5)	12 (30.5)
Maximum Arch Width	96 (243.9)	96 (243.9)	96 (243.9)
Maximum Height	120 (304.8)	120 (304.8)	120 (304.8)

Depth Requirements

	1" (2.6 cm) inches (cm)	2" (5.1 cm) inches (cm)	2 ³ / ₈ " (6.1 cm) inches (cm)
Minimum	1 ¹ / ₆ (2.7)	2 ¹ / ₄ (5.8)	2 ³ / ₈ (6.1)
Flush with Casing	2 ³ / ₈ (7.0)	3 ¹ / ₈ (9.9)	3 ¹ / ₈ (9.9)

Valances



3" (7.7 cm) flat valance

- 1" (2.6 cm) blinds
- Valance returns are not available

5" (12.7 cm) flat valance

- 2" (5.1 cm) and 2³/₈" (6.1 cm) blinds
- Valance returns are not available

Also specify/include:

- Inside or outside mount
- Control locations

*A + B = H

†Perfect arch: height = 1/2 of width

^Customer must provide template

Options

Elite Wood Specialty Shapes: Ovals and Circles

Features

- For pricing, see price charts
- Available in 1" (2.6 cm), 2" (5.1 cm), and 2³/₈" (6.1 cm) slat sizes
- Extruded aluminum headrail
 - 1" (2.6 cm) slats: 1¹/₁₆" (2.7 cm) D x 1" (2.6 cm) H
 - 2" (5.1 cm) and 2³/₈" (6.1 cm) slats: 2¹/₄" (5.8 cm) D x 2" (5.1 cm) H

Controls

- 1" (2.6 cm) blinds—wand tilt only
- 2" (5.1 cm) blinds—cord tilt standard; wand tilt optional
- 2³/₈" (6.1 cm) blinds—cord tilt only
- Standard wood wand lengths are 12" (30.5 cm), 20" (50.8 cm), 30" (76.2 cm), and 40" (101.6 cm)
- Polycarbonate wands available in lengths over 48" (122.0 cm)
- Universal joint attachments for wand control
- Wand and cord tilt controls will be approximately one half the length of the long side of the blind
- Blinds are intended for tilt function only

Mounting Options

- Pre-drilled openings with fasteners
 - Inside mount: pre-drilled openings are located on the underside of the headrail
 - Outside mount: pre-drilled openings are located on the front and back face of the headrail

NOTE: Blinds less than 16 square feet (1.5 square meters), valance may appear disproportionate in scale. Due to the nature of the Elite process, blinds and specialty shapes require an extended lead-time. The lead times vary depending on blind sizes and quantities.

- SureClose™ headrail is not available
- See below for measuring guidelines
- Not available with cloth tapes, cordless, cut-outs, motorized tilt, NoHoles™, or unique finishes

Size Considerations

	1" (2.6 cm) inches (cm)	2" (5.1 cm) inches (cm)	2 ³ / ₈ " (6.1 cm) inches (cm)
Minimum Diameter Width or Height	16 (40.7)	24 (61.0)	24 (61.0)
Maximum Diameter Width or Height	72 (182.9)	72 (182.9)	72 (182.9)

Depth Requirements

	1" (2.6 cm) inches (cm)	2" (5.1 cm) inches (cm)	2 ³ / ₈ " (6.1 cm) inches (cm)
Minimum	1 ¹ / ₁₆ (2.7)	2 ¹ / ₄ (5.8)	2 ³ / ₈ (6.1)
Flush with Casing	2 ³ / ₄ (7.0)	3 ³ / ₈ (9.9)	3 ³ / ₈ (9.9)

Valances



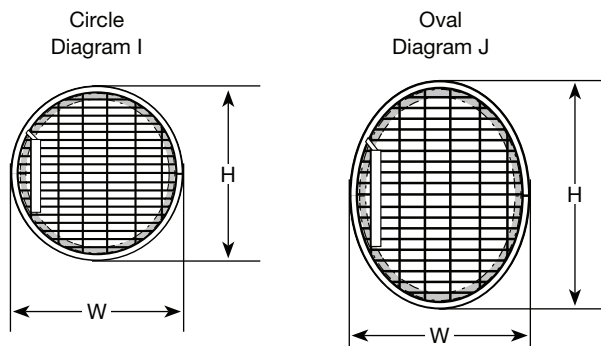
3" (7.7 cm) flat valance

- 1" (2.6 cm) blinds
- Valance returns are not available

5" (12.7 cm) flat valance

- 2" (5.1 cm) and 2³/₈" (6.1 cm) blinds
- Valance returns are not available

Circles and Ovals: Measuring Guidelines



Refer to diagrams for illustrations of measurements to include when ordering a circle or oval blind.

W and H: Provide width and height.

Template required if width and height are not the same.

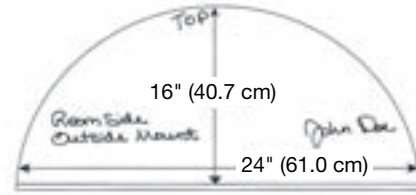
Also specify/include:

- Inside or outside mount
- Control locations

Options

Making a Template for Specialty Blinds

1. Tape butcher paper, Kraft or construction paper over the window opening allowing plenty of overlap.
2. Being careful not to press against the template paper while tracing, draw an exact outline of the window opening. Pressing on the template paper may distort the paper and cause the wrong size to be made.
3. Remove the paper from the window opening. If the shade is an outside mount, add the desired amount of overlap to the window outline and draw a second outline around it to match the shape of the finished shade. Be sure to erase the inside line.
4. Mark the dimensions on the template. Check that the template dimensions match your measurements of the actual window opening.
NOTE: Make sure the template is of the window opening, not the glass only measurement.
5. Cut the shape from the paper.
6. **PLACE THE TEMPLATE BACK INTO THE WINDOW OPENING TO CHECK FOR PROPER FIT COMPLETELY AROUND.**
7. Indicate on the template
 - “Room side” and “top” on the template
 - Purchase order number
 - Customer’s name
 - Your store name and account number
8. Roll up template and place in a mailing tube. **DO NOT FOLD TEMPLATE.**
NOTE: Template of arch top plus 6" (15.3 cm) beyond springline (point where arch begins). Required for elongated arch.



NOTE: This is just a sample for illustration purposes only—other information may be needed for your order.

Mail to: Springs Window Fashions LLC
33 West Third Street
Suite 400
Williamsport, PA 17701
ATTN: Specialty Dept.

NOTE: When mailing, make sure to get a tracking number and note your return address on the mailing tube.

ACCEPTABLE MATERIALS FOR MAKING TEMPLATES:

- Kraft paper
- Butcher paper
- Construction paper

WE WILL NOT ACCEPT TEMPLATES MADE FROM THE FOLLOWING MATERIALS:

- Newspaper
- Plastic
- Wax paper
- Fabric
- Tissue paper
- Roofing paper
- Existing arch shades
- Wrapping paper
- Cardboard
- Poster board

NOTE: If the material used to make a template stretches, tears easily, will not lay flat or will mark the fabric—IT WILL NOT BE USED.

Using the Graber® Template Service

To use the template service, simply:

1. Select template service when entering your order online.
2. Use the template worksheet (located on SWFconnect.com or graberdirect.com) to determine what measurements you need to supply for each shape.
3. Enter the lettered measurements using line item comments.

For surcharge see options pricing.

General Information

Slat Count Table: 2" (5.1 cm) Wood Blinds

Number of Slats	2" (5.1 cm) Blinds and NoHoles™		2" (5.1 cm) Blinds with Cordless Lift		Number of Slats	2" (5.1 cm) Blinds and NoHoles	
	Finished Blind Height inches (cm)	Finished Stack Height inches (cm)	Finished Blind Height inches (cm)	Finished Stack Height inches (cm)		Finished Blind Height inches (cm)	Finished Stack Height inches (cm)
5	10 ³ / ₁₆ (26.4)	4 ¹ / ₁₆ (10.4)	10 ⁷ / ₁₆ (27.7)	4 ⁹ / ₁₆ (11.6)	50	88 ³ / ₁₆ (224.4)	11 ¹ / ₄ (28.6)
6	12 ¹ / ₈ (30.8)		12 ² / ₈ (32.1)		51	90 ¹ / ₁₆ (228.8)	
7	13 ¹³ / ₁₆ (35.1)		14 ³ / ₁₆ (36.4)		52	91 ¹³ / ₁₆ (233.3)	
8	15 ⁹ / ₁₆ (39.6)		16 ¹ / ₁₆ (40.8)		53	93 ¹ / ₂ (237.5)	
9	17 ⁵ / ₁₆ (44.0)		17 ¹³ / ₁₆ (45.3)		54	95 ¹ / ₄ (242.0)	
10	19 ¹ / ₁₆ (48.5)	4 ⁷ / ₈ (12.4)	19 ⁹ / ₁₆ (49.7)	5 ¹ / ₈ (13.7)	55	97 (246.4)	
11	20 ³ / ₄ (52.8)		21 ¹ / ₄ (54.0)		56	98 ¹ / ₁₆ (250.7)	
12	22 ¹ / ₂ (57.2)		23 (58.5)		57	100 ⁷ / ₁₆ (255.2)	
13	24 ¹ / ₄ (61.6)		24 ³ / ₄ (62.9)		58	102 ³ / ₁₆ (259.6)	
14	25 ¹⁵ / ₁₆ (65.9)		26 ⁷ / ₁₆ (67.2)		59	103 ³ / ₈ (263.9)	
15	27 ¹ / ₁₆ (70.4)		28 ³ / ₁₆ (71.6)		60	105 ⁵ / ₁₆ (268.3)	12 ¹³ / ₁₆ (32.6)
16	29 ⁷ / ₁₆ (74.8)		29 ¹⁵ / ₁₆ (76.1)		61	107 ⁷ / ₁₆ (272.8)	
17	31 ³ / ₁₆ (79.3)		31 ¹ / ₁₆ (80.5)		62	109 ⁹ / ₁₆ (277.2)	
18	32 ⁷ / ₈ (83.6)		33 ³ / ₈ (84.8)		63	110 ¹³ / ₁₆ (281.5)	
19	34 ³ / ₈ (88.0)		35 ¹ / ₈ (89.3)		64	112 ¹ / ₈ (286.0)	
20	36 ³ / ₈ (92.4)	6 ¹ / ₂ (16.6)	36 ³ / ₈ (93.7)	7 (17.8)	65	114 ³ / ₈ (290.4)	
21	38 ¹ / ₁₆ (96.7)		38 ³ / ₁₆ (98.0)		66	116 (294.7)	
22	39 ¹³ / ₁₆ (101.2)		40 ¹ / ₁₆ (102.4)		67	117 ⁷ / ₁₆ (299.1)	
23	41 ¹ / ₁₆ (105.6)		42 ¹ / ₁₆ (106.9)		68	119 ¹ / ₂ (303.6)	
24	43 ³ / ₁₆ (110.1)		43 ¹³ / ₁₆ (111.3)		69	121 ¹ / ₄ (308.0)	14 ¹ / ₄ (36.2)
25	45 (114.3)		45 ¹ / ₂ (115.6)				
26	46 ³ / ₄ (118.8)		47 ¹ / ₄ (120.1)				
27	48 ¹ / ₂ (123.2)		49 (124.5)				
28	50 ³ / ₁₆ (127.5)		50 ¹¹ / ₁₆ (128.8)				
29	51 ¹⁵ / ₁₆ (132)		52 ⁷ / ₁₆ (133.2)				
30	53 ¹ / ₁₆ (136.4)	8 ¹ / ₁₆ (20.5)	54 ³ / ₁₆ (137.7)	8 ⁹ / ₁₆ (21.8)			
31	55 ⁵ / ₁₆ (140.9)		55 ¹⁵ / ₁₆ (142.1)				
32	57 ¹ / ₈ (145.1)		57 ⁵ / ₈ (146.4)				
33	58 ⁷ / ₈ (149.6)		59 ⁵ / ₈ (150.9)				
34	60 ³ / ₈ (154.0)		61 ¹ / ₈ (155.3)				
35	62 ¹ / ₁₆ (158.3)		62 ¹³ / ₁₆ (159.6)				
36	64 ¹ / ₁₆ (162.8)		64 ⁹ / ₁₆ (164.0)				
37	65 ¹³ / ₁₆ (167.2)		66 ⁵ / ₁₆ (168.5)				
38	67 ¹ / ₁₆ (171.7)		68 ¹ / ₁₆ (172.9)				
39	69 ¹ / ₄ (175.9)		69 ³ / ₄ (177.2)				
40	71 (180.4)	9 ⁵ / ₁₆ (24.5)	71 ¹ / ₂ (181.7)	10 ¹ / ₈ (25.8)			
41	72 ³ / ₄ (184.8)		73 ¹ / ₄ (186.1)				
42	74 ⁷ / ₁₆ (189.1)		74 ¹⁵ / ₁₆ (190.4)				
43	76 ¹ / ₁₆ (193.6)		76 ¹ / ₁₆ (194.8)				
44	77 ¹⁵ / ₁₆ (198.0)		78 ⁷ / ₁₆ (199.3)				
45	79 ¹ / ₁₆ (202.5)		80 ¹ / ₁₆ (203.7)				
46	81 ¹ / ₈ (206.7)		81 ¹ / ₈ (208.0)				
47	83 ³ / ₈ (211.2)		83 ⁵ / ₈ (212.5)				
48	84 ⁷ / ₈ (215.6)		85 ⁵ / ₈ (216.9)	11 ¹ / ₁₆ (29.1)			
49	86 ³ / ₁₆ (219.9)		N/A				

NOTE: Finished height includes headrail and bottomrail. Excluding specialty shapes.

General Information

Slat Count Table: 1" (2.6 cm) Wood Blinds

Number of Slats	1" (2.6 cm) Wood Blinds		1" (2.6 cm) Elite Wood Blinds		Number of Slats	1" (2.6 cm) Wood Blinds		1" (2.6 cm) Elite Wood Blinds	
	Finished Blind Height inches (cm)	Finished Stack Height inches (cm)	Finished Blind Height inches (cm)	Finished Stack Height inches (cm)		Finished Blind Height inches (cm)	Finished Stack Height inches (cm)	Finished Blind Height inches (cm)	Finished Stack Height inches (cm)
10	9 ⁹ / ₁₆ (24.3)	3 ³ / ₈ (9.3)			76	65 ¹ / ₂ (166.4)		65 ¹ / ₂ (166.4)	
11	10 ¹ / ₁₆ (26.6)		10 ¹ / ₁₆ (26.6)	3 ³ / ₄ (9.6)	77	66 ³ / ₁₆ (168.5)		66 ³ / ₁₆ (168.5)	
12	11 ¹ / ₄ (28.6)		11 ¹ / ₄ (28.6)		78	67 ³ / ₁₆ (170.7)		67 ³ / ₁₆ (170.7)	
13	12 ¹ / ₈ (30.8)		12 ¹ / ₈ (30.8)		79	68 (172.8)		68 (172.8)	
14	12 ¹⁵ / ₁₆ (32.9)		12 ¹⁵ / ₁₆ (32.9)		80	68 ⁷ / ₈ (175.0)	13 ³ / ₄ (35.0)	68 ⁷ / ₈ (175.0)	13 ³ / ₄ (35.0)
15	13 ¹³ / ₁₆ (35.1)		13 ¹³ / ₁₆ (35.1)		81	69 ¹ / ₁₆ (177.1)		69 ¹ / ₁₆ (177.1)	
16	14 ⁵ / ₈ (37.2)		14 ⁵ / ₈ (37.2)		82	70 ³ / ₁₆ (179.3)		70 ³ / ₁₆ (179.3)	
17	15 ¹ / ₂ (39.4)		15 ¹ / ₂ (39.4)		83	71 ³ / ₈ (181.3)		71 ³ / ₈ (181.3)	
18	16 ³ / ₈ (41.6)		16 ³ / ₈ (41.6)		84	72 ¹ / ₄ (183.6)		72 ¹ / ₄ (183.6)	
19	17 ³ / ₁₆ (43.7)		17 ³ / ₁₆ (43.7)		85	73 ¹ / ₈ (185.8)		73 ¹ / ₈ (185.8)	
20	18 ¹ / ₁₆ (45.9)	5 ¹ / ₁₆ (12.9)	18 ¹ / ₁₆ (45.9)	5 ¹ / ₁₆ (12.9)	86	73 ¹⁵ / ₁₆ (187.9)		73 ¹⁵ / ₁₆ (187.9)	
21	18 ³ / ₈ (48.0)		18 ³ / ₈ (48.0)		87	74 ¹³ / ₁₆ (190.1)		74 ¹³ / ₁₆ (190.1)	
22	19 ³ / ₁₆ (50.2)		19 ³ / ₁₆ (50.2)		88	75 ³ / ₈ (192.1)		75 ³ / ₈ (192.1)	
23	20 ³ / ₁₆ (52.3)		20 ³ / ₁₆ (52.3)		89	76 ¹ / ₂ (194.4)		76 ¹ / ₂ (194.4)	
24	21 ¹ / ₁₆ (54.5)		21 ¹ / ₁₆ (54.5)		90	77 ¹ / ₁₆ (196.4)	15 ³ / ₁₆ (38.6)	77 ¹ / ₁₆ (196.4)	15 ³ / ₁₆ (38.6)
25	22 ¹ / ₄ (56.6)		22 ¹ / ₄ (56.6)		91	78 ³ / ₁₆ (198.6)		78 ³ / ₁₆ (198.6)	
26	23 ¹ / ₈ (58.8)		23 ¹ / ₈ (58.8)		92	79 (200.7)		79 (200.7)	
27	24 (61.0)		24 (61.0)		93	79 ³ / ₈ (202.9)		79 ³ / ₈ (202.9)	
28	24 ¹³ / ₁₆ (63.1)		24 ¹³ / ₁₆ (63.1)		94	80 ³ / ₄ (205.2)		80 ³ / ₄ (205.2)	
29	25 ¹ / ₁₆ (65.3)		25 ¹ / ₁₆ (65.3)		95	81 ¹ / ₁₆ (207.2)		81 ¹ / ₁₆ (207.2)	
30	26 ¹ / ₂ (67.4)	6 ¹ / ₂ (16.6)	26 ¹ / ₂ (67.4)	6 ¹ / ₂ (16.6)	96	82 ¹ / ₁₆ (209.4)		82 ¹ / ₁₆ (209.4)	
31	27 ³ / ₈ (69.6)		27 ³ / ₈ (69.6)		97	83 ¹ / ₄ (211.5)		83 ¹ / ₄ (211.5)	
32	28 ³ / ₁₆ (71.6)		28 ³ / ₁₆ (71.6)		98	84 ³ / ₈ (213.7)		84 ³ / ₈ (213.7)	
33	29 ¹ / ₁₆ (73.9)		29 ¹ / ₁₆ (73.9)		99	84 ¹⁵ / ₁₆ (215.8)		84 ¹⁵ / ₁₆ (215.8)	
34	29 ³ / ₈ (75.9)		29 ³ / ₈ (75.9)		100	85 ¹⁵ / ₁₆ (218.0)	16 ³ / ₈ (42.3)	85 ¹⁵ / ₁₆ (218.0)	16 ³ / ₈ (42.3)
35	30 ³ / ₄ (78.2)		30 ³ / ₄ (78.2)		101	86 ³ / ₈ (220.1)		86 ³ / ₈ (220.1)	
36	31 ¹ / ₈ (80.4)		31 ¹ / ₈ (80.4)		102	87 ¹ / ₂ (222.3)		87 ¹ / ₂ (222.3)	
37	32 ¹ / ₁₆ (82.4)		32 ¹ / ₁₆ (82.4)		103	88 ³ / ₈ (224.5)		88 ³ / ₈ (224.5)	
38	33 ³ / ₁₆ (84.7)		33 ³ / ₁₆ (84.7)		104	89 ³ / ₁₆ (226.6)		89 ³ / ₁₆ (226.6)	
39	34 ³ / ₈ (86.7)		34 ³ / ₈ (86.7)		105	90 ¹ / ₁₆ (228.8)		90 ¹ / ₁₆ (228.8)	
40	35 (88.9)	7 ¹⁵ / ₁₆ (20.2)	35 (88.9)	7 ¹⁵ / ₁₆ (20.2)	106	90 ³ / ₈ (230.9)		90 ³ / ₈ (230.9)	
41	35 ¹³ / ₁₆ (91.0)		35 ¹³ / ₁₆ (91.0)		107	91 ¹ / ₄ (233.1)		91 ¹ / ₄ (233.1)	
42	36 ¹ / ₁₆ (93.2)		36 ¹ / ₁₆ (93.2)		108	92 ³ / ₁₆ (235.2)		92 ³ / ₁₆ (235.2)	
43	37 ¹ / ₂ (95.3)		37 ¹ / ₂ (95.3)		109	93 ¹ / ₁₆ (237.4)		93 ¹ / ₁₆ (237.4)	
44	38 ³ / ₈ (97.5)		38 ³ / ₈ (97.5)		110	94 ¹ / ₄ (239.4)	18 ¹ / ₈ (46.1)	94 ¹ / ₄ (239.4)	18 ¹ / ₈ (46.1)
45	39 ³ / ₁₆ (99.6)		39 ³ / ₁₆ (99.6)		111	95 ¹ / ₈ (241.7)		95 ¹ / ₈ (241.7)	
46	40 ¹ / ₁₆ (101.8)		40 ¹ / ₁₆ (101.8)		112	95 ¹⁵ / ₁₆ (243.7)		95 ¹⁵ / ₁₆ (243.7)	
47	40 ¹⁵ / ₁₆ (104.0)		40 ¹⁵ / ₁₆ (104.0)		113	96 ¹ / ₁₆ (246.0)		96 ¹ / ₁₆ (246.0)	
48	41 ¹ / ₄ (106.1)		41 ¹ / ₄ (106.1)		114	97 ¹ / ₁₆ (248.2)		97 ¹ / ₁₆ (248.2)	
49	42 ³ / ₈ (108.3)		42 ³ / ₈ (108.3)		115	98 ¹ / ₂ (250.2)		98 ¹ / ₂ (250.2)	
50	43 ³ / ₁₆ (110.4)	9 ³ / ₈ (23.9)	43 ³ / ₁₆ (110.4)	9 ³ / ₈ (23.9)	116	99 ³ / ₈ (252.5)		99 ³ / ₈ (252.5)	
51	44 ³ / ₁₆ (112.6)		44 ³ / ₁₆ (112.6)		117	100 ³ / ₁₆ (254.5)		100 ³ / ₁₆ (254.5)	
52	45 ³ / ₈ (114.7)		45 ³ / ₈ (114.7)		118	101 ¹ / ₁₆ (256.7)		101 ¹ / ₁₆ (256.7)	
53	46 (116.9)		46 (116.9)		119	101 ³ / ₈ (258.8)		101 ³ / ₈ (258.8)	
54	46 ¹³ / ₁₆ (119.0)		46 ¹³ / ₁₆ (119.0)		120	102 ³ / ₄ (261.0)	19 ³ / ₁₆ (49.7)	102 ³ / ₄ (261.0)	19 ³ / ₁₆ (49.7)
55	47 ¹ / ₁₆ (121.2)		47 ¹ / ₁₆ (121.2)		121	103 ³ / ₁₆ (263.1)		103 ³ / ₁₆ (263.1)	
56	48 ³ / ₁₆ (123.4)		48 ³ / ₁₆ (123.4)		122	104 ¹ / ₁₆ (265.3)		104 ¹ / ₁₆ (265.3)	
57	49 ³ / ₈ (125.5)		49 ³ / ₈ (125.5)		123	105 ³ / ₁₆ (267.5)		105 ³ / ₁₆ (267.5)	
58	50 ¹ / ₄ (127.7)		50 ¹ / ₄ (127.7)		124	106 ³ / ₈ (269.6)		106 ³ / ₈ (269.6)	
59	51 ¹ / ₁₆ (129.7)		51 ¹ / ₁₆ (129.7)		125	107 (271.8)		107 (271.8)	
60	51 ¹⁵ / ₁₆ (132.0)	10 ³ / ₈ (27.7)	51 ¹⁵ / ₁₆ (132.0)	10 ³ / ₈ (27.7)	126	107 ¹⁵ / ₁₆ (273.9)		107 ¹⁵ / ₁₆ (273.9)	
61	52 ³ / ₄ (134.0)		52 ³ / ₄ (134.0)		127	108 ¹ / ₁₆ (276.1)		108 ¹ / ₁₆ (276.1)	
62	53 ³ / ₈ (136.3)		53 ³ / ₈ (136.3)		128	109 ¹ / ₂ (278.2)		109 ¹ / ₂ (278.2)	
63	54 ³ / ₁₆ (138.3)		54 ³ / ₁₆ (138.3)		129	110 ³ / ₈ (280.4)		110 ³ / ₈ (280.4)	
64	55 ³ / ₁₆ (140.5)		55 ³ / ₁₆ (140.5)		130	111 ³ / ₁₆ (282.5)	21 (53.4)	111 ³ / ₁₆ (282.5)	21 (53.3)
65	56 ³ / ₁₆ (142.8)		56 ³ / ₁₆ (142.8)		131	112 ¹ / ₁₆ (284.7)		112 ¹ / ₁₆ (284.7)	
66	57 (144.8)		57 (144.8)		132	112 ¹⁵ / ₁₆ (286.9)		112 ¹⁵ / ₁₆ (286.9)	
67	57 ³ / ₈ (147.1)		57 ³ / ₈ (147.1)		133	113 ³ / ₄ (289.0)		113 ³ / ₄ (289.0)	
68	58 ¹ / ₁₆ (149.1)		58 ¹ / ₁₆ (149.1)		134	114 ³ / ₈ (291.2)		114 ³ / ₈ (291.2)	
69	59 ³ / ₁₆ (151.3)		59 ³ / ₁₆ (151.3)		135	115 ¹ / ₁₆ (293.3)		115 ¹ / ₁₆ (293.3)	
70	60 ³ / ₈ (153.4)	12 ³ / ₁₆ (31.3)	60 ³ / ₈ (153.4)	12 ³ / ₁₆ (31.3)	136	116 ³ / ₁₆ (295.5)		116 ³ / ₁₆ (295.5)	
71	61 ¹ / ₄ (155.6)		61 ¹ / ₄ (155.6)		137	117 ³ / ₈ (297.5)		117 ³ / ₈ (297.5)	
72	62 ¹ / ₁₆ (157.7)		62 ¹ / ₁₆ (157.7)		138	118 (299.8)		118 (299.8)	
73	62 ¹⁵ / ₁₆ (159.9)		62 ¹⁵ / ₁₆ (159.9)		139	118 ¹⁵ / ₁₆ (301.8)		118 ¹⁵ / ₁₆ (301.8)	
74	63 ³ / ₄ (162.0)		63 ³ / ₄ (162.0)		140	119 ¹ / ₁₆ (304.1)	22 ¹ / ₁₆ (57.0)	119 ¹ / ₁₆ (304.1)	22 ¹ / ₁₆ (57.0)
75	64 ³ / ₈ (164.2)		64 ³ / ₈ (164.2)		141	120 ¹ / ₂ (306.1)		120 ¹ / ₂ (306.1)	

General Information

Slat Count Table: 2½" (6.4 cm) Shutter Style and 2⅝" (6.1 cm) Wood Blinds

Number of Slats	2⅝" (6.1 cm) Wood and 2⅝" (6.1 cm) Elite Wood Blinds and NoHoles™/Cloth Tapes		2½" (6.4 cm) Wood Blinds and NoHoles™/Cloth Tapes		Number of Slats	2⅝" (6.1 cm) Wood and 2⅝" (6.1 cm) Elite Wood Blinds and NoHoles™/Cloth Tapes		2½" (6.4 cm) Wood Blinds and NoHoles™/Cloth Tapes	
	Finished Blind Height inches (cm)	Finished Stack Height inches (cm)	Finished Blind Height inches (cm)	Finished Stack Height inches (cm)		Finished Blind Height inches (cm)	Finished Stack Height inches (cm)	Finished Blind Height inches (cm)	Finished Stack Height inches (cm)
5	11⅜ (30.1)	4⅛ (10.4)	11¼ (29.9)	4⅛ (10.4)	33	71⅝ (181.3)		71⅝ (181.2)	
6	13⅜ (35.5)		13⅝ (35.3)		34	73½ (186.7)		73⅝ (186.6)	
7	16⅜ (40.8)		16 (40.7)		35	75⅝ (192.1)		75⅝ (192.0)	
8	18⅜ (46.2)		18⅝ (46.1)		36	77¾ (197.5)		77⅞ (197.4)	
9	20⅜ (51.6)		20¼ (51.5)		37	79⅝ (202.9)		79⅝ (202.8)	
10	22⅜ (57.0)	4⅞ (12.4)	22⅝ (56.9)	4⅞ (12.4)	38	82 (208.3)		81⅝ (208.2)	
11	24⅜ (62.4)		24⅞ (62.4)		39	84⅝ (213.7)		84⅝ (213.6)	
12	26⅜ (67.8)		26⅞ (67.8)		40	86¼ (219.1)	9⅝ (24.5)	86⅝ (219.0)	9⅝ (24.5)
13	28⅜ (73.2)		28⅞ (73.2)		41	88⅝ (224.5)		88⅝ (224.4)	
14	30⅜ (78.6)		30⅞ (78.6)		42	90½ (229.9)		90⅞ (229.8)	
15	33⅜ (84.2)		33⅞ (84.0)		43	92⅝ (235.3)		92⅝ (235.2)	
16	35¼ (89.6)		35⅞ (89.4)		44	94¾ (240.7)		94⅞ (240.6)	
17	37⅜ (95.0)		37⅞ (94.8)		45	96⅝ (246.1)		96⅞ (246.0)	
18	39½ (100.4)		39⅞ (100.2)		46	99 (251.5)		98⅞ (251.4)	
19	41⅜ (105.8)		41⅞ (105.6)		47	101⅝ (256.9)		101⅞ (256.7)	
20	43¼ (111.2)	6½ (16.6)	43⅞ (111.0)	6½ (16.6)	48	103¼ (262.3)		103⅞ (262.1)	
21	45⅜ (116.6)		45⅞ (116.4)		49	105⅝ (267.7)		105⅞ (267.5)	
22	48 (122.0)		47⅞ (121.8)		50	107½ (273.1)	11¼ (28.6)	107⅞ (272.9)	11¼ (28.6)
23	50⅜ (127.4)		50⅞ (127.2)		51	109⅝ (278.5)		109⅞ (278.3)	
24	52¼ (132.8)		52⅞ (132.6)		52	111¾ (283.9)		111⅞ (283.7)	
25	54⅜ (138.2)		54⅞ (138.0)		53	113⅝ (289.3)		113⅞ (289.1)	
26	56½ (143.6)		56⅞ (143.4)		54	116 (294.7)		115⅞ (294.5)	
27	58⅜ (149.0)		58⅞ (148.8)		55	118⅝ (300.1)		118⅞ (299.9)	
28	60¼ (154.4)		60⅞ (154.2)		56	120¼ (305.5)	12⅝ (31.0)	120⅞ (305.3)	12⅝ (31.0)
29	62⅜ (159.8)		62⅞ (159.6)						
30	65 (165.1)	8⅛ (20.5)	64⅞ (165.0)	8⅛ (20.5)					
31	67⅜ (170.5)		67⅞ (170.4)						
32	69¼ (175.9)		69⅞ (175.8)						

General Information

Stacking Chart and How to Measure for an Uncovered Window: Wood Vertical Blinds

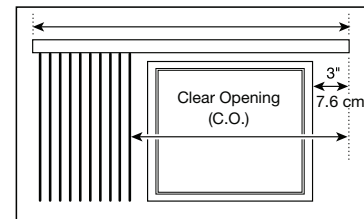
Vertical Vane Stacking Chart				
Number of Louvers	One-Way		Split-Stack	
	CO	FBW	CO	FBW
3	7½ (18.1)	10½ (26.7)		
4	9¾ (24.8)	13¾ (34.7)	7¾ (20.1)	13¼ (33.7)
5	12¾ (31.5)	16¾ (42.6)		
6	15¾ (38.5)	19¾ (50.5)	13¾ (33.4)	19½ (49.6)
7	17¾ (45.1)	23 (58.5)		
8	20¾ (51.8)	26¾ (66.4)	18¾ (46.7)	25¾ (65.5)
9	23 (58.5)	29¾ (74.3)		
10	25¾ (65.1)	32¾ (82.3)	23¾ (60.1)	32 (81.3)
11	28¾ (71.8)	35½ (90.2)		
12	30¾ (78.5)	38¾ (98.2)	29 (73.7)	38¼ (97.2)
13	33½ (85.1)	41¾ (106.1)		
14	36¾ (91.8)	44¾ (114.0)	34¼ (87.0)	44½ (113.1)
15	38¾ (98.5)	48 (122.0)		
16	41¾ (105.1)	51¾ (129.9)	39½ (100.4)	50¾ (129.0)
17	44 (111.8)	54¼ (137.8)		
18	46¾ (118.5)	57¾ (145.8)	44¾ (113.7)	57 (144.8)
19	49¾ (125.1)	60½ (153.7)		
20	51¾ (131.8)	63¾ (161.7)	50 (127.0)	63¼ (160.7)
21	54½ (138.5)	66¾ (169.6)		
22	57¼ (145.5)	69¾ (177.5)	55¼ (140.4)	69½ (176.6)
23	59¾ (152.1)	73 (185.5)		
24	62½ (158.8)	76¾ (193.4)	60½ (153.7)	75¾ (192.5)
25	65¾ (165.5)	79¾ (201.3)		
26	67¾ (172.1)	82¾ (209.3)	65¾ (167.1)	82 (208.3)
27	70¾ (178.8)	85½ (217.2)		
28	73 (185.5)	88¾ (225.2)	71¾ (180.7)	88¾ (224.2)
29	75¾ (192.1)	91¾ (233.1)		
30	78¼ (198.8)	94¾ (241.0)	76¾ (194.0)	94½ (240.1)
31	80¾ (205.5)	98 (249.0)		
32	83½ (212.1)	101¾ (256.9)	81½ (207.1)	100¾ (256.0)
33	86¾ (218.8)	104¼ (264.8)		
34	88¾ (225.5)	107¾ (272.8)	86¾ (220.7)	107 (271.8)
35	91¾ (232.1)	110½ (280.7)		
36	94 (238.8)	113¾ (288.7)	92¾ (234.0)	113¼ (287.7)
37	96¾ (245.5)	116¾ (296.6)		
38	99¼ (252.1)	119¾ (304.5)	97¾ (247.4)	119½ (303.6)
39	101¾ (258.8)	123 (312.5)		
40	104¾ (265.8)	126¾ (320.4)	102¾ (260.7)	125¾ (319.5)
41	107¾ (272.5)	129¾ (328.3)		
42	109¾ (279.1)	132¾ (336.3)	107¾ (274.1)	132 (335.3)
43	112½ (285.8)	135½ (344.2)		
44	115¾ (292.5)	138¾ (352.2)	113¾ (287.4)	138¼ (351.2)
45	117¾ (299.1)	141¾ (360.1)		
46	119½ (303.6)	144 (365.8)	117¾ (299.5)	144 (365.8)

1. Determine the clear opening width for one-way stack or split stack (see diagrams)—the additional 3" (7.6 cm) shown for privacy is recommended if ordering one-way stack.
2. Match the clear opening width dimension found under CO column. For even spacing, round up width measurement to the next size in the stack chart. Split stack will have even numbers of vanes.
3. Order the corresponding dimension found in the FBW (finished blind width) column.

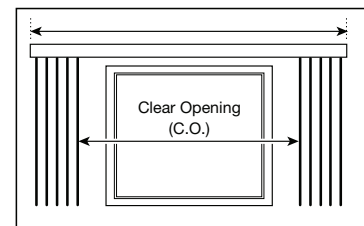
EXAMPLE: One-way stack if determined width for clear opening window view is 54½" (138.4 cm), order width needed to provide full unobstructed view is 66¾" (169.5 cm).

NOTE: For one-way stack blinds add an additional 3" (7.6 cm) to the clear opening before calculating the Finished blind width.

One-Way Stack Finished Blind Width (FBW)



Split-Stack
(recommended for balanced appearance)
finished blind width (FBW)



General Information

Slat Count Table: Traditions® Composite Wood

Number of Slats	2" (5.1 cm) Traditions Composite Blinds and NoHoles™/Cloth Tapes		2½" (6.4 cm) Traditions Double Bevel Blinds and NoHoles™/Cloth Tapes		Number of Slats	2" (5.1 cm) Traditions Composite Blinds and NoHoles™/Cloth Tapes		2½" (6.4 cm) Traditions Double Bevel Blinds and NoHoles™/Cloth Tapes	
	Finished Blind Height inches (cm)	Finished Stack Height inches (cm)	Finished Blind Height inches (cm)	Finished Stack Height inches (cm)		Finished Blind Height inches (cm)	Finished Stack Height inches (cm)	Finished Blind Height inches (cm)	Finished Stack Height inches (cm)
4	10⅞ (26.4)	4⅞ (10.4)	11⅞ (30.4)	4⅞ (10.4)	45	81⅞ (206.7)		99⅞ (251.8)	
5	12⅞ (30.8)		14⅞ (35.8)		46	83⅞ (211.2)		101¼ (257.2)	
6	13⅞ (35.1)		16⅞ (41.2)		47	84⅞ (215.6)		103⅞ (262.6)	
7	15⅞ (39.6)		18⅞ (46.6)		48	86⅞ (219.9)		105½ (268.0)	
8	17⅞ (44.0)		20⅞ (52.0)		49	88⅞ (224.4)		107⅞ (273.4)	
9	19⅞ (48.5)		22⅞ (57.4)		50	90⅞ (228.8)	11⅞ (28.9)	109¾ (278.8)	11⅞ (28.9)
10	20¾ (52.8)	5⅞ (12.9)	24⅞ (62.8)	5⅞ (12.9)	51	91⅞ (233.3)		111⅞ (284.2)	
11	22½ (57.2)		26⅞ (68.2)		52	93½ (237.5)		114 (289.6)	
12	24¼ (61.6)		28⅞ (73.6)		53	95¼ (242.0)		116⅞ (295.0)	
13	25⅞ (65.9)		31⅞ (78.9)		54	97 (246.4)		118¼ (300.4)	
14	27⅞ (70.4)		33⅞ (84.3)		55	98⅞ (250.7)		120⅞ (305.8)	12⅞ (31.0)
15	29⅞ (74.8)		35⅞ (89.7)		56	100⅞ (255.2)			
16	31⅞ (79.3)		37⅞ (95.1)		57	102⅞ (259.6)			
17	32⅞ (83.6)		39⅞ (100.5)		58	103⅞ (263.9)			
18	34⅞ (88.0)		41⅞ (105.9)		59	105⅞ (268.3)			
19	36⅞ (92.4)		43⅞ (111.5)		60	107⅞ (272.8)	13 (33.1)		
20	38⅞ (96.7)	6⅞ (16.9)	46 (116.9)	6⅞ (16.9)	61	109⅞ (277.2)			
21	39⅞ (101.2)		48⅞ (122.3)		62	110⅞ (281.5)			
22	41⅞ (105.6)		50¼ (127.7)		63	112⅞ (286.0)			
23	43⅞ (110.1)		52⅞ (133.1)		64	114⅞ (290.4)			
24	45 (114.3)		54½ (138.5)		65	116 (294.7)			
25	46¾ (118.8)		56⅞ (143.9)		66	117¾ (299.1)			
26	48½ (123.2)		58¾ (149.3)		67	119½ (303.6)			
27	50⅞ (127.5)		60⅞ (154.7)		68	121¼ (308.0)	14¼ (36.2)		
28	51⅞ (132.0)		63 (160.1)						
29	53⅞ (136.4)		65⅞ (165.5)						
30	55⅞ (140.9)	8¼ (21.0)	67¼ (170.9)	8¼ (21.0)					
31	57⅞ (145.1)		69⅞ (176.3)						
32	58⅞ (149.6)		71½ (181.7)						
33	60⅞ (154.0)		73⅞ (187.1)						
34	62⅞ (158.3)		75¾ (192.5)						
35	64⅞ (162.8)		77⅞ (197.9)						
36	65⅞ (167.2)		80 (203.2)						
37	67⅞ (171.7)		82⅞ (208.6)						
38	69¼ (175.9)		84¼ (214.0)						
39	71 (180.4)		86⅞ (219.4)						
40	72¾ (184.8)	9⅞ (25.0)	88½ (224.8)	9⅞ (25.0)					
41	74⅞ (189.1)		90⅞ (230.2)						
42	76⅞ (193.6)		92¾ (235.6)						
43	77⅞ (198.0)		94⅞ (241.0)						
44	79⅞ (202.5)		97 (246.4)						

General Information

Slat Count Table: Lake Forest® Faux Wood

Number of Slats	2" (5.1 cm) Lake Forest Premium Faux Wood and Faux Wood Blinds and NoHoles™/Cloth Tapes		2½" (6.4 cm) Lake Forest Premium Faux Wood and Faux Wood Blinds and NoHoles™/Cloth Tapes		Number of Slats	2" (5.1 cm) Lake Forest Premium Faux Wood and Faux Wood Blinds and NoHoles™/Cloth Tapes		2½" (6.4 cm) Lake Forest Premium Faux Wood and Faux Wood Blinds and NoHoles™/Cloth Tapes	
	Finished Blind Height inches (cm)	Finished Stack Height inches (cm)	Finished Blind Height inches (cm)	Finished Stack Height inches (cm)		Finished Blind Height inches (cm)	Finished Stack Height inches (cm)	Finished Blind Height inches (cm)	Finished Stack Height inches (cm)
4	10⅞ (26.4)	4⅞ (10.4)	11⅞ (30.4)	4⅞ (10.4)	45	81⅞ (206.7)		99⅞ (251.8)	
5	12⅞ (30.8)		14⅞ (35.8)		46	83⅞ (211.2)		101¼ (257.2)	
6	13⅞ (35.1)		16⅞ (41.2)		47	84⅞ (215.6)		103⅞ (262.6)	
7	15⅞ (39.6)		18⅞ (46.6)		48	86⅞ (219.9)		105½ (268.0)	
8	17⅞ (44.0)		20⅞ (52.0)		49	88⅞ (224.4)		107⅞ (273.4)	
9	19⅞ (48.5)		22⅞ (57.4)		50	90⅞ (228.8)	11⅞ (28.9)	109¾ (278.8)	11⅞ (28.9)
10	20¾ (52.8)	5⅞ (12.9)	24⅞ (62.8)	5⅞ (12.9)	51	91⅞ (233.3)		111⅞ (284.2)	
11	22½ (57.2)		26⅞ (68.2)		52	93½ (237.5)		114 (289.6)	
12	24¾ (61.6)		28⅞ (73.6)		53	95¼ (242.0)		116⅞ (295.0)	
13	25⅞ (65.9)		31⅞ (78.9)		54	97 (246.4)		118¼ (300.4)	
14	27⅞ (70.4)		33⅞ (84.3)		55	98⅞ (250.7)		120⅞ (305.8)	12⅞ (31.0)
15	29⅞ (74.8)		35⅞ (89.7)		56	100⅞ (255.2)			
16	31⅞ (79.3)		37⅞ (95.1)		57	102⅞ (259.6)			
17	32⅞ (83.6)		39⅞ (100.5)		58	103⅞ (263.9)			
18	34⅞ (88.0)		41⅞ (105.9)		59	105⅞ (268.3)			
19	36⅞ (92.4)		43⅞ (111.5)		60	107⅞ (272.8)	13 (33.1)		
20	38⅞ (96.7)	6⅞ (16.9)	46 (116.9)	6⅞ (16.9)	61	109⅞ (277.2)			
21	39⅞ (101.2)		48⅞ (122.3)		62	110⅞ (281.5)			
22	41⅞ (105.6)		50¼ (127.7)		63	112⅞ (286.0)			
23	43⅞ (110.1)		52⅞ (133.1)		64	114⅞ (290.4)			
24	45 (114.3)		54½ (138.5)		65	116 (294.7)			
25	46¾ (118.8)		56⅞ (143.9)		66	117¾ (299.1)			
26	48½ (123.2)		58¾ (149.3)		67	119½ (303.6)			
27	50⅞ (127.5)		60⅞ (154.7)		68	121¼ (308.0)	14¼ (36.2)		
28	51⅞ (132.0)		63 (160.1)						
29	53⅞ (136.4)		65⅞ (165.5)						
30	55⅞ (140.9)	8¼ (21.0)	67¼ (170.9)	8¼ (21.0)					
31	57⅞ (145.1)		69⅞ (176.3)						
32	58⅞ (149.6)		71½ (181.7)						
33	60⅞ (154.0)		73⅞ (187.1)						
34	62⅞ (158.3)		75¾ (192.5)						
35	64⅞ (162.8)		77⅞ (197.9)						
36	65⅞ (167.2)		80 (203.2)						
37	67⅞ (171.7)		82⅞ (208.6)						
38	69¼ (175.9)		84¼ (214.0)						
39	71 (180.4)		86⅞ (219.4)						
40	72¾ (184.8)	9⅞ (25.0)	88½ (224.8)	9⅞ (25.0)					
41	74⅞ (189.1)		90⅞ (230.2)						
42	76⅞ (193.6)		92¾ (235.6)						
43	77⅞ (198.0)		94⅞ (241.0)						
44	79⅞ (202.5)		97 (246.4)						

General Information

Slat Route and Ladder Count

Take any inside mount deductions before determining ladder quantity. Inside mount— $\frac{1}{2}$ " (1.3 cm); outside mount—no deduction. Excludes specialty shapes.

Traditions® 1" (2.6 cm) Wood Blinds

For Standard or Reverse Controls

Finished Blind Width inches (cm)	Slat End Route inches (cm)	# of Ladders	# of Lifts	# of Center Brackets
7 to 8 $\frac{15}{16}$ (17.8 to 22.8)	2 (5.1)	2	2	0
9 to 13 $\frac{3}{4}$ (22.9 to 35.0)	3 $\frac{1}{4}$ (8.4)	2	2	0
13 $\frac{13}{16}$ to 20 $\frac{3}{4}$ (35.1 to 52.8)	4 (10.2)	2	2	0
20 $\frac{13}{16}$ to 35 (52.9 to 88.9)	6 (15.3)	2	2	0
35 $\frac{1}{16}$ to 58 (89.1 to 147.4)	6 (15.3)	3	2	1 over 48" (122.0 cm) FBW
58 $\frac{1}{16}$ to 81 (147.5 to 205.8)	6 (15.3)	4	4	2 over 78" (198.2 cm) FBW
81 $\frac{1}{16}$ to 96 (205.9 to 243.9)	6 (15.3)	5	4	2

For Same Side Controls

13 $\frac{13}{16}$ to 20 $\frac{3}{4}$ (35.1 to 52.7)	4 $\frac{1}{8}$ (12.4)	As stated above		
20 $\frac{13}{16}$ to 96 (52.9 to 243.9)	6 (15.3)	As stated above		

NOTES:

- Maximum spacing between ladders is 23" (58.5 cm).
- Standard control positions: lift right/tilt left.
- Maximum slat width is 96" (243.9 cm). Wider blinds must be multiple stack.

Traditions 2" (5.1 cm), 2 $\frac{3}{8}$ " (6.1 cm), and 2 $\frac{1}{2}$ " (6.4 cm) Shutter Style Wood Blinds with Cordless Lift System

For Standard or Reverse Controls

Finished Blind Width inches (cm)	Slat End Route inches (cm)	# of Ladders	# of Lifts	# of Center Brackets
12 to 24 (30.5 to 61.0)	4 (10.2)	2	2	0
24 $\frac{1}{16}$ to 36 $\frac{1}{2}$ (61.1 to 92.8)	6 $\frac{1}{2}$ (16.6)	2	2	0
36 $\frac{9}{16}$ to 50 (92.9 to 127.0)	6 $\frac{1}{2}$ (16.6)	3	2	1 over 48" (122.0 cm) FBW
50 $\frac{1}{16}$ to 60 (127.2 to 152.4)	6 $\frac{1}{2}$ (16.6)	3	3	0
60 $\frac{7}{16}$ to 84 (152.6 to 213.4)	6 $\frac{1}{2}$ (16.6)	4	4	2 over 78" (198.2 cm) FBW

NOTES:

- Maximum spacing between ladders is 23 $\frac{1}{2}$ " (59.7 cm).
- Standard control position: left.
- Maximum slat width is 84" (213.4 cm). Wider blinds must be multiple stack.

Traditions 2" (5.1 cm), 2 $\frac{3}{8}$ " (6.1 cm) Wood Blinds, and 2 $\frac{1}{2}$ " (6.4 cm) Shutter Style Wood Blinds

For Standard or Reverse Controls

Finished Blind Width inches (cm)	Slat End Route inches (cm)	# of Ladders	# of Lifts	NoHoles™ # of Cords	# of Center Brackets
7 to 8 $\frac{15}{16}$ (17.8 to 22.8)	1 $\frac{1}{8}$ (3.5)	2	2	4	0
9 to 11 $\frac{15}{16}$ (22.9 to 30.4)	2 $\frac{3}{8}$ (6.1)	2	2	4	0
12 to 24 (30.5 to 61.0)	4 (10.2)	2	2	4	0
24 $\frac{1}{16}$ to 36 (61.2 to 91.5)	6 (15.3)	2	2	4	0
36 $\frac{1}{16}$ to 60 (91.6 to 152.4)	6 (15.3)	3	2	3	1 over 48" (122.0 cm) FBW
60 $\frac{1}{16}$ to 84 (152.6 to 213.4)	6 (15.3)	4	4	4	2 over 78" (198.2 cm) FBW
84 $\frac{1}{16}$ to 96 (213.6 to 243.9)	6 (15.3)	5	4	4	2

For Same Side Controls

16 $\frac{1}{16}$ to 96 (40.8 to 243.9)	6 (15.3)	As stated above			
--	----------	-----------------	--	--	--

NOTES:

- Maximum spacing between ladders is 24" (61.0 cm).
- Standard control positions: lift right/tilt left.
- Maximum slat width is 96" (243.9 cm). Wider blinds must be multiple stack.
- 7" (17.8 cm) to 8 $\frac{15}{16}$ " (22.8 cm) not available with cloth tapes or NoHoles.
- Cloth tape ladder quantity is the same as number of ladders listed above.

Traditions 2" (5.1 cm), Bamboo Wood Blinds

For Standard or Reverse Controls

Finished Blind Width inches (cm)	Slat End Route inches (cm)	# of Ladders	# of Lifts	NoHoles™ # of Cords	# of Center Brackets
7 to 8 $\frac{15}{16}$ (17.8 to 22.8)	1 $\frac{1}{8}$ (3.5)	2	2	4	0
9 to 11 $\frac{15}{16}$ (22.9 to 30.4)	2 $\frac{3}{8}$ (6.1)	2	2	4	0
12 to 24 (30.5 to 61.0)	4 (10.2)	2	2	4	0
24 $\frac{1}{16}$ to 28 (61.2 to 71.2)	6 (15.3)	2	2	4	0
28 $\frac{1}{16}$ to 44 (71.3 to 111.8)	6 (15.3)	3	2	3	0
44 $\frac{1}{16}$ to 60 (112.0 to 152.4)	6 (15.3)	4	4	4	1 over 48" (122.0 cm) FBW
60 $\frac{1}{16}$ to 76 (152.6 to 193.1)	6 (15.3)	5	3	4	2 over 78" (198.2 cm) FBW
76 $\frac{1}{16}$ to 92 (193.2 to 233.7)	6 (15.3)	6	4	4	2
92 $\frac{1}{16}$ to 96 (233.9 to 243.9)	6 (15.3)	7	4	5	2

For Same Side Controls

16 $\frac{1}{16}$ to 96 (40.8 to 243.9)	6 (15.3)	As stated above			
--	----------	-----------------	--	--	--

NOTES:

- Maximum spacing between ladders is 16" (40.7 cm).
- Standard control positions: lift right/tilt left.
- Maximum slat width is 96" (243.9 cm). Wider blinds must be multiple stack.
- 7" (17.8 cm) to 8 $\frac{15}{16}$ " (22.8 cm) not available with cloth tapes or NoHoles.
- Cloth tape ladder quantity is the same as number of ladders listed above.

General Information

Slat Route and Ladder Count

Take any inside mount deductions before determining ladder quantity. Inside mount— $\frac{1}{2}$ " (1.3 cm); outside mount—no deduction. Excludes specialty shapes.

1" (2.6 cm) Elite Wood Blinds

For Standard or Reverse Controls

Finished Blind Width inches (cm)	Slat End Route inches (cm)	# of Ladders	# of Lifts	# of Center Brackets
7 to 9 (17.8 to 22.9)	2 (5.1)	2	2	0
9 $\frac{1}{16}$ to 15 (23.1 to 38.1)	3 (7.7)	2	2	0
15 $\frac{1}{16}$ to 24 (38.3 to 61.0)	4 $\frac{1}{2}$ (10.8)	2	2	0
24 $\frac{1}{16}$ to 30 (61.2 to 76.2)	6 (15.3)	2	2	0
30 $\frac{1}{16}$ to 48 (76.4 to 122.0)	6 (15.3)	3	2	1 over 36" (91.5 cm) FBW
48 $\frac{1}{16}$ to 66 (122.1 to 167.7)	6 (15.3)	4	4	1
66 $\frac{1}{16}$ to 84 (167.8 to 213.4)	6 (15.3)	5	4	2 over 72" (182.9 cm) FBW
84 $\frac{1}{16}$ to 96 (213.6 to 243.9)	6 (15.3)	6	4	2

For Same Side Controls

15 $\frac{1}{16}$ to 24 (38.3 to 61.0)	4 $\frac{1}{4}$ (10.8)	As stated above		
24 $\frac{1}{16}$ to 96 (61.2 to 243.9)	6 (15.3)	As stated above		

NOTES:

- Maximum spacing between ladders is 18" (45.8 cm).
- Standard control positions: lift right/tilt left.
- Maximum slat width is 96" (243.9 cm). Wider blinds must be multiple stack.

2" (5.1 cm) Elite Blinds with Cordless Lift System

For Standard or Reverse Controls

Finished Blind Width inches (cm)	Slat End Route inches (cm)	# of Ladders	# of Lifts	# of Center Brackets
12 to 24 (30.5 to 61.0)	4 (10.2)	2	2	0
24 $\frac{1}{16}$ to 36 $\frac{1}{2}$ (61.2 to 92.8)	6 $\frac{1}{2}$ (16.6)	2	2	0
36 $\frac{1}{16}$ to 50 (92.9 to 127.0)	6 $\frac{1}{2}$ (16.6)	3	2	1 over 48" (122.0 cm) FBW
50 $\frac{1}{16}$ to 60 (127.2 to 152.4)	6 $\frac{1}{2}$ (16.6)	3	3	0
60 $\frac{1}{16}$ to 84 (152.6 to 213.4)	6 $\frac{1}{2}$ (16.6)	4	4	2 over 72" (182.9 cm) FBW

NOTES:

- Maximum spacing between ladders is 23 $\frac{1}{2}$ " (59.7 cm).
- Standard control position: left.
- Maximum slat width is 84" (213.4 cm). Wider blinds must be multiple stack.

2" (5.1 cm) and 2 $\frac{3}{8}$ " (6.1 cm) Elite Wood Blinds

For Standard or Reverse Controls

Finished Blind Width inches (cm)	Slat End Route inches (cm)	# of Ladders	# of Lifts	NoHoles™ # of Cords	# of Center Brackets
7 to 8 $\frac{15}{16}$ (17.8 to 22.8)	1 $\frac{1}{8}$ (3.5)	2	2	4	0
9 to 11 $\frac{15}{16}$ (22.9 to 30.4)	2 $\frac{3}{8}$ (6.1)	2	2	4	0
12 to 24 (30.5 to 61.0)	4 $\frac{1}{4}$ (10.8)	2	2	4	0
24 $\frac{1}{16}$ to 36 (61.2 to 91.5)	6 (15.3)	2	2	4	0
36 $\frac{1}{16}$ to 60 (91.6 to 152.4)	6 (15.3)	3	2	3	1 over 48" (122.0 cm) FBW
60 $\frac{1}{16}$ to 84 (152.6 to 213.4)	6 (15.3)	4	4	4	2 over 72" (182.9 cm) FBW
84 $\frac{1}{16}$ to 96 (213.6 to 243.9)	6 (15.3)	5	4	4	2

For Same Side Controls

16 $\frac{1}{16}$ to 96 (40.8 to 243.9)	6 (15.3)	As stated above			
--	----------	-----------------	--	--	--

NOTES:

- Maximum spacing between ladders is 24" (61.0 cm).
- Standard control positions: lift right/tilt left.
- Maximum slat width is 96" (243.9 cm). Wider blinds must be multiple stack.
- 7" (17.8 cm) to 8 $\frac{15}{16}$ " (22.8 cm) not available with cloth tapes or NoHoles.
- Cloth tape ladder quantity is the same as number of ladders listed above.

General Information

Slat Route and Ladder Count

Take any inside mount deductions before determining ladder quantity. Inside mount— $\frac{1}{2}$ " (1.3 cm); outside mount—no deduction. Excludes specialty shapes.

Traditions® 2" (5.1 cm) and 2½" (6.4 cm) Double Bevel Composite Blinds

For Standard or Reverse Controls

Finished Blind Width inches (cm)	Slat End Route inches (cm)	# of Ladders	# of Lifts	# of Center Brackets
7 to 8 ¹⁵ / ₁₆ (17.8 to 22.8)	1 ⁵ / ₈ (3.5)	2	2	0
9 to 11 ¹⁵ / ₁₆ (22.9 to 30.4)	2 ³ / ₈ (6.1)	2	2	0
12 to 22 (30.5 to 55.9)	4 (10.2)	2	2	0
22 ¹ / ₁₆ to 38 (56.4 to 96.6)	5 (12.7)	3	2	0
38 ¹ / ₁₆ to 52 (96.7 to 132.1)	5 (12.7)	4	4	1 over 48" (122.0 cm) FBW
52 ¹ / ₁₆ to 66 (132.3 to 167.7)	5 (12.7)	5	3	1
66 ¹ / ₁₆ to 80 (167.8 to 203.2)	5 (12.7)	6	4	2 over 78" (198.2 cm) FBW
80 ¹ / ₁₆ to 94 (203.4 to 238.8)	5 (12.7)	7	4	2
94 ¹ / ₁₆ to 96 (239.0 to 243.9)	5 (12.7)	8	4	2

For Same Side Controls

16 ¹ / ₁₆ to 96 (40.8 to 243.9)	6 (15.3)	As stated above		
--	----------	-----------------	--	--

NOTES:

- Maximum spacing between ladders is 14" (35.6 cm).
- Standard control positions: lift right/tilt left.
- Maximum slat width is 96" (243.9 cm). Wider blinds must be multiple stack.
- 7" (17.8 cm) to 8¹⁵/₁₆" (22.8 cm) not available with cloth tapes or NoHoles.
- Cloth tape ladder quantity is the same as number of ladders listed above.

2" (5.1 cm), Composite with Cordless Lift System

For Standard or Reverse Controls

Finished Blind Width inches (cm)	Slat End Route inches (cm)	# of Ladders	# of Lifts	# of Center Brackets
12 to 22 (30.5 to 55.9)	4 (10.2)	2	2	0
22 ¹ / ₁₆ to 38 (56.1 to 96.6)	5 (12.7)	3	3	0
38 ¹ / ₁₆ to 52 (96.7 to 132.1)	5 (12.7)	4	4	1 over 48" (122.0 cm) FBW
52 ¹ / ₁₆ to 66 (132.3 to 167.7)	5 (12.7)	5	5	1

For Same Side Controls

16 ¹ / ₁₆ to 96 (40.8 to 243.9)	6 (15.3)	As stated above		
--	----------	-----------------	--	--

NOTES:

- Maximum spacing between ladders is 14" (35.6 cm).
- Standard control positions: left.
- Maximum slat width is 66" (167.7 cm). Wider blinds must be multiple stack.

General Information

Slat Route and Ladder Count

Take any inside mount deductions before determining ladder quantity. Inside mount— $\frac{1}{2}$ " (1.3 cm); outside mount—no deduction. Excludes specialty shapes.

Lake Forest® 2" (5.1 cm) and 2½" (6.4 cm) Premium Faux Wood and Faux Wood

For Standard or Reverse Controls

Finished Blind Width inches (cm)	Slat End Route inches (cm)	# of Ladders	# of Lifts	NoHoles™ # of Cords	# of Center Brackets
7 to 8 ⁵ / ₁₆ (17.8 to 22.8)	1 ³ / ₈ (3.5)	2	4	4	0
9 to 11 ¹⁵ / ₁₆ (22.9 to 30.4)	2 ³ / ₈ (6.1)	2	4	4	0
12 to 19 (30.5 to 48.3)	4 (10.2)	2	4	4	0
19 ¹ / ₁₆ to 30 (48.5 to 76.2)	4 (10.2)	3	2	3	0
30 ⁷ / ₁₆ to 41 (76.4 to 104.2)	4 (10.2)	4	4	4	0
41 ¹ / ₁₆ to 52 (104.3 to 132.1)	4 (10.2)	5	3	4	1 over 48" (122.0 cm) FBW
52 ¹ / ₁₆ to 63 (132.3 to 160.1)	4 (10.2)	6	4	4	1
63 ¹ / ₁₆ to 74 (160.2 to 188.0)	4 (10.2)	7	4	5	1
74 ¹ / ₁₆ to 85 (188.2 to 215.9)	4 (10.2)	8	4	6	2
85 ¹ / ₁₆ to 96 (216.1 to 243.9)	4 (10.2)	9	4	5	2

NOTES:

1. Maximum spacing between ladders is 11" (28.0 cm).
2. Standard control positions: lift right/tilt left.
3. Maximum slat width is 96" (243.9 cm). Wider blinds must be multiple stack.
4. 7" (17.8 cm) to 8¹⁵/₁₆" (22.8 cm) not available with cloth tapes or NoHoles.
5. Cloth tape ladder quantity is the same as number of ladders listed above.

Lake Forest 2" (5.1 cm) Premium Faux Wood and Faux Wood with Cordless Lift System

For Standard or Reverse Controls

Finished Blind Width inches (cm)	Slat End Route inches (cm)	# of Ladders	# of Lifts	# of Center Brackets
12 to 19 (30.5 to 48.3)	4 (10.2)	2	2	0
19 ¹ / ₁₆ to 30 (48.5 to 76.2)	4 (10.2)	3	2	0
30 ⁷ / ₁₆ to 41 (76.4 to 104.2)	4 (10.2)	4	4	0
41 ¹ / ₁₆ to 52 (104.3 to 132.1)	4 (10.2)	5	3	1 over 48" (122.0 cm) FBW
52 ¹ / ₁₆ to 63 (132.2 to 160.1)	4 (10.2)	6	4	1

NOTES:

1. Maximum spacing between ladders is 11" (28.0 cm).
2. Standard control positions: left.
3. Maximum slat width is 63" (160.1 cm). Wider blinds must be multiple stack.

Lake Forest 2½" (6.4 cm) Premium Faux Wood and Faux Wood with Cordless Lift System

For Standard or Reverse Controls

Finished Blind Width inches (cm)	Slat End Route inches (cm)	# of Ladders	# of Lifts	# of Center Brackets
12 to 19 (30.5 to 48.3)	4 (10.2)	2	2	0
19 ¹ / ₁₆ to 30 (48.5 to 76.2)	4 (10.2)	3	2	0
30 ⁷ / ₁₆ to 41 (76.4 to 104.2)	4 (10.2)	4	4	0
41 ¹ / ₁₆ to 52 (104.3 to 132.1)	4 (10.2)	5	3	1 over 48" (122.0 cm) FBW
52 ¹ / ₁₆ to 63 (132.2 to 160.1)	4 (10.2)	6	6	1

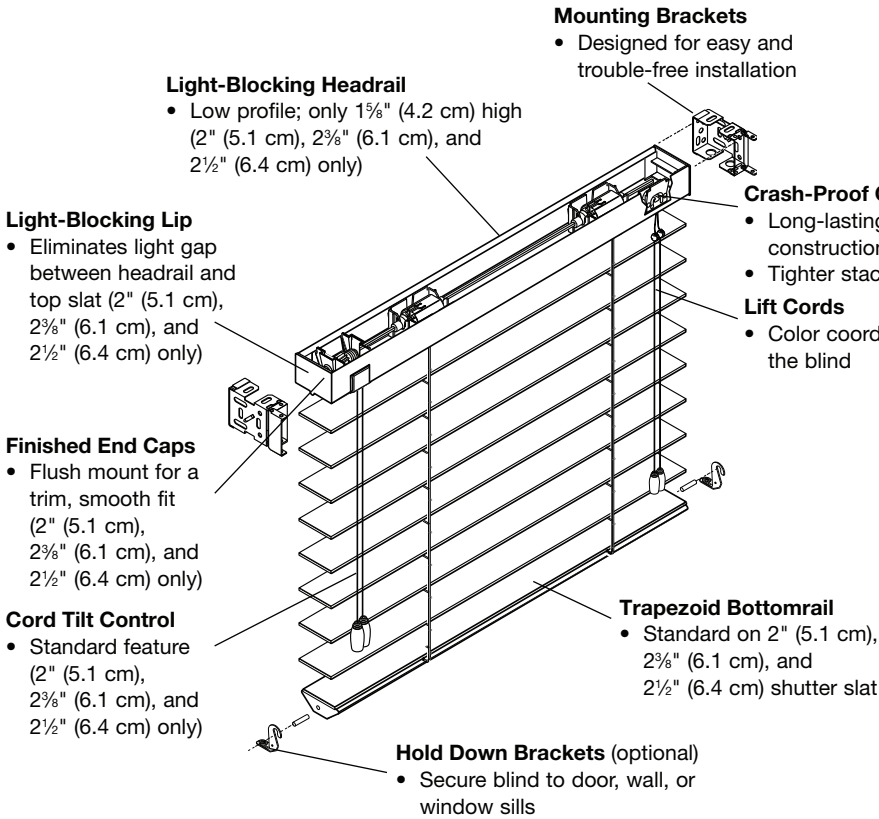
NOTES:

1. Maximum spacing between ladders is 11" (28.0 cm).
2. Standard control positions: left.
3. Maximum slat width is 63" (160.1 cm). Wider blinds must be multiple stack.

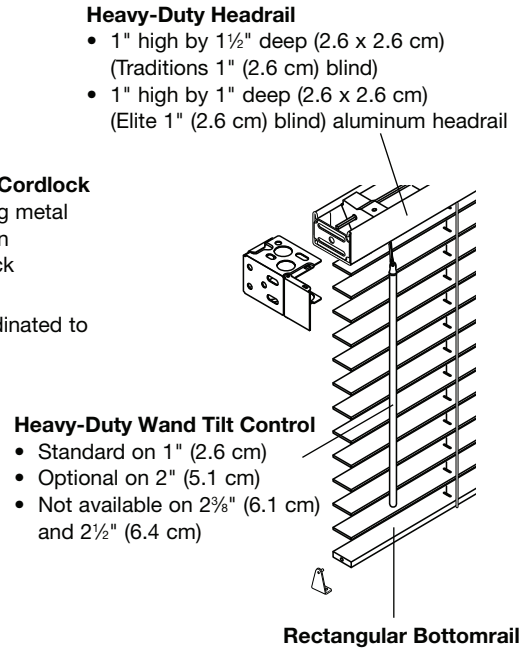
General Information

Graber® Traditions® and Elite 1" (2.6 cm), 2" (5.1 cm), 2 3/8" (6.1 cm), and 2 1/2" (6.4 cm) Wood Blinds Product Detail

2" (5.1 cm), 2 3/8" (6.1 cm), and 2 1/2" (6.4 cm) Blinds

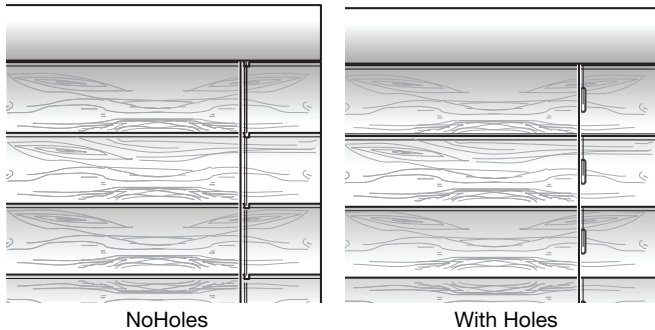


1" (2.5 cm) Blind

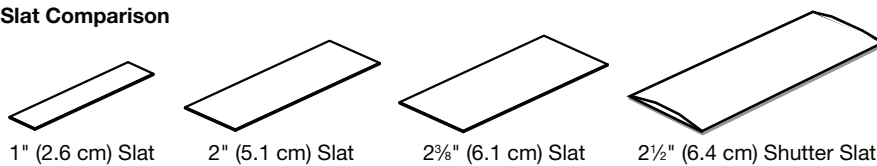


NoHoles™

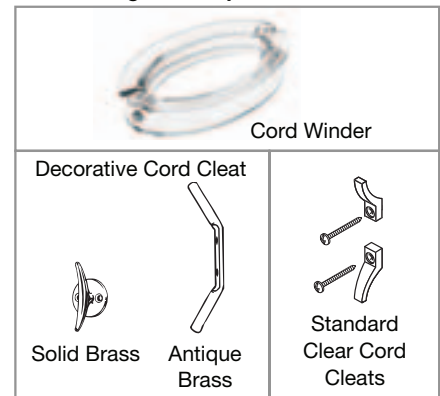
- Available with 2" (5.1 cm), 2 3/8" (6.1 cm), and 2 1/2" (6.4 cm) blinds



Slat Comparison


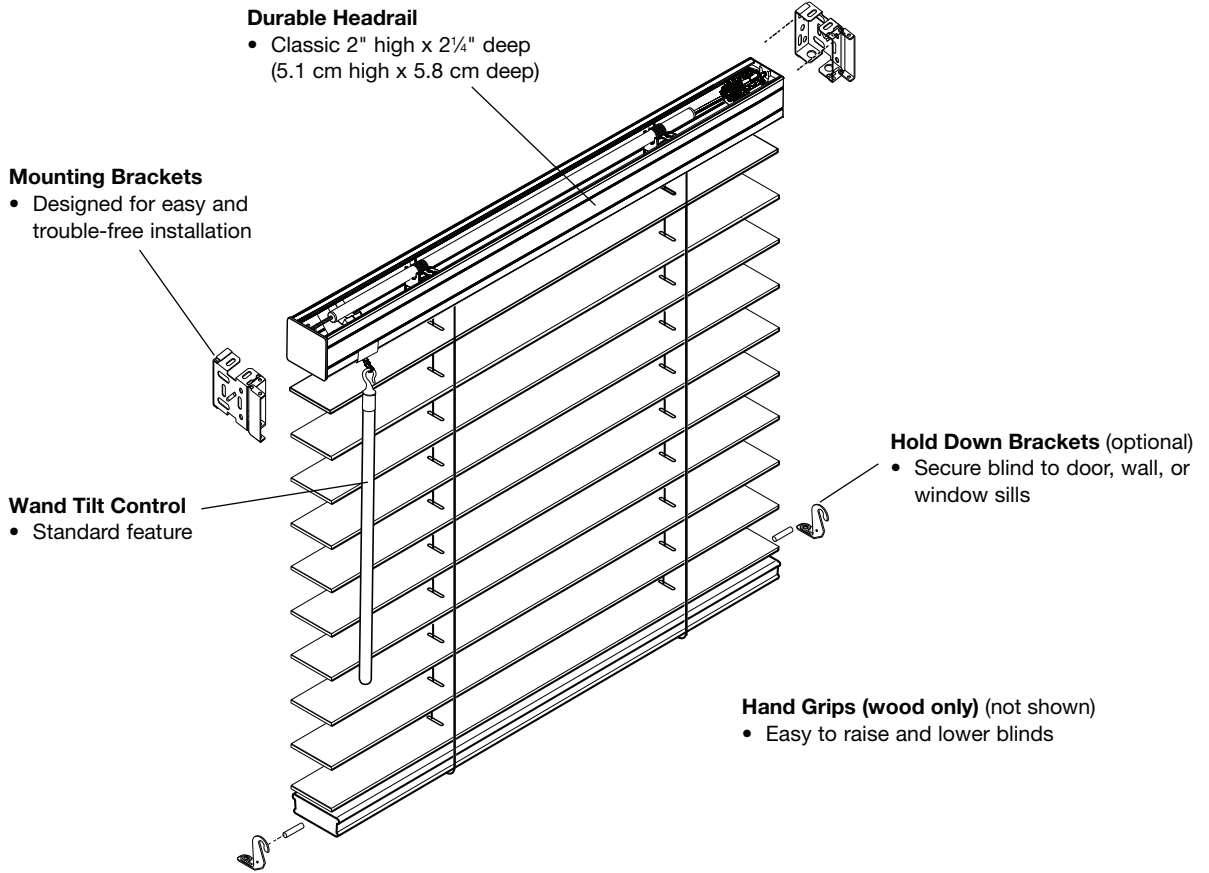


Cord Management Options



General Information

Cordless Lift Blinds Product Detail: Wood, Composite, and Faux Wood

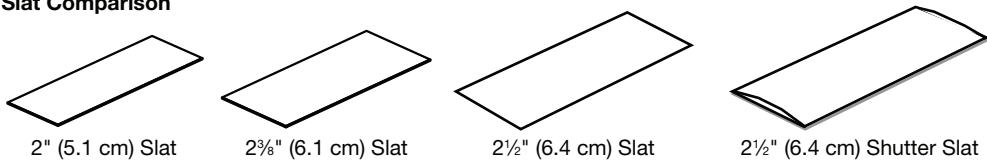


Cordless blinds offer a safe alternative for homes with children and pets. The standard wand tilt eliminates all dangling cords.

To lower blind simply pull down on the bottomrail. To raise the blind, simply guide the blind into the desired location by gently lifting the bottomrail.

Not available with sky pole option.

Slat Comparison

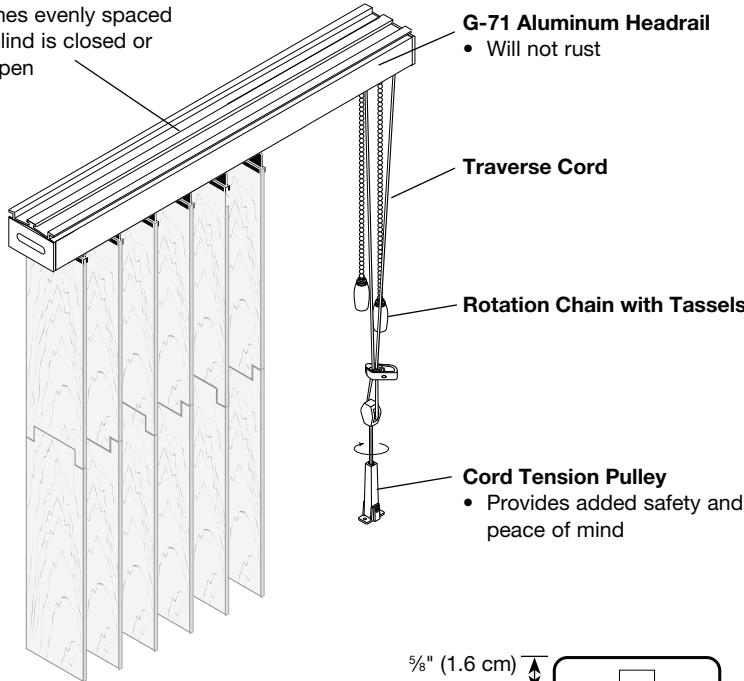


General Information

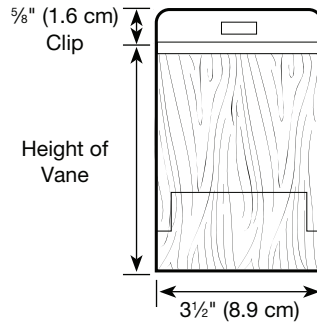
Graber® Traditions® Elite Wood Vertical Blinds Product Detail

Pantograph Traversing System

- Keeps vanes evenly spaced whether blind is closed or partially open

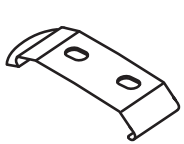


- Vertical Vane Splice**
- See chart for splices vs. height of vane

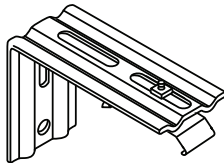


Height of Vanes without Metal Clip inches (cm)	Number of Splices Per Vane
0 to 24 (0.0 to 61.0)	0
24 1/16 to 47 1/8 (61.2 to 119.7)	1
47 1/16 to 70 1/2 (120.2 to 179.1)	2
70 1/16 to 93 3/8 (179.3 to 238.2)	3
93 1/16 to 117 (238.3 to 297.2)	4

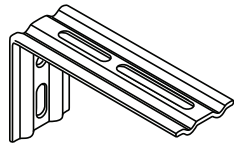
Installation Hardware for Vertical Wood Blinds



Track Clip for Inside or Ceiling Mount



Angle Bracket for Outside or Wall Mount



Optional 4" (10.2 cm) Angle Bracket

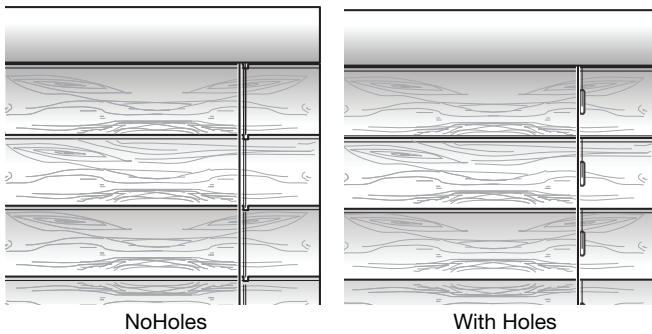
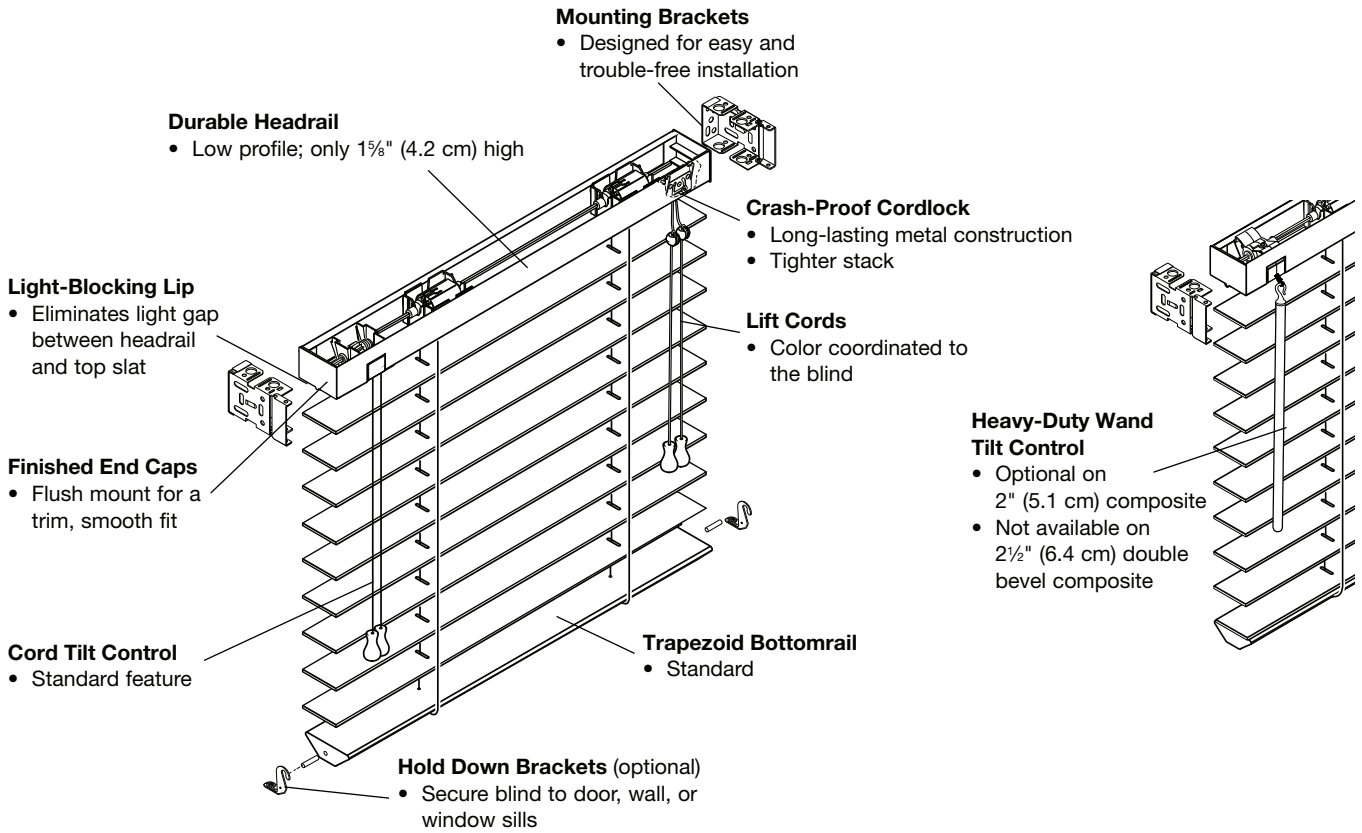
NOTE: Must be requested at time of order.

Mount	Standard/Option	Hardware
Inside	Standard	Track clip
Outside	Standard	3 1/4" (8.3 cm) angle bracket with track clip
	Optional	4" (10.2 cm) angle bracket with track clip

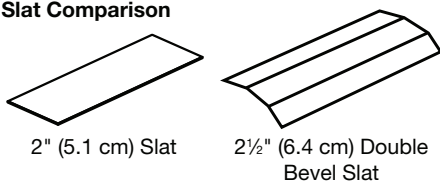
General Information

Grab® Traditions® 2" (5.1 cm) and 2½" (6.4 cm) Double Bevel Composite Blinds Product Detail

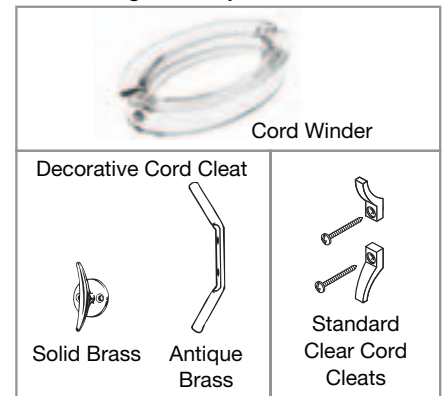
2" (5.1 cm) Slat Shown



Slat Comparison



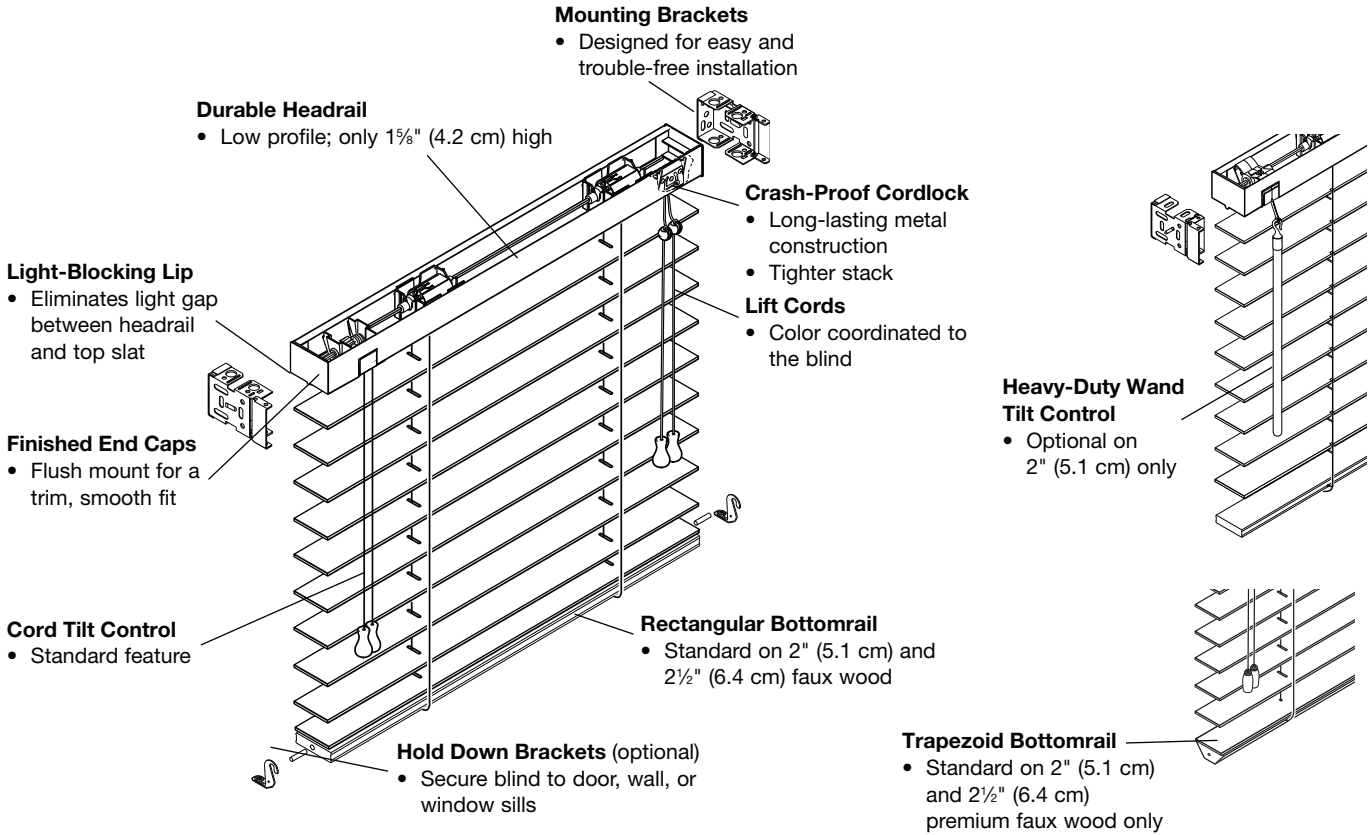
Cord Management Options



General Information

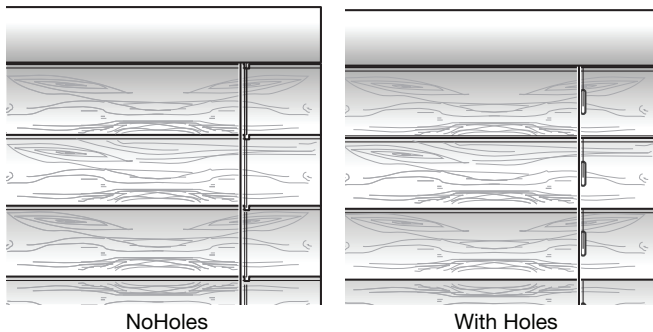
Graber® Lake Forest® 2" (5.1 cm) and 2½" (6.4 cm) Premium and Faux Wood Blinds Product Detail

2" (5.1 cm) Slat Shown

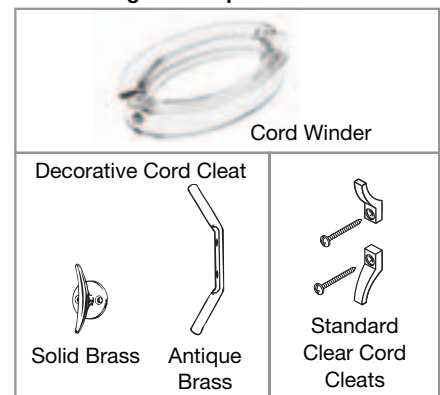


NoHoles™

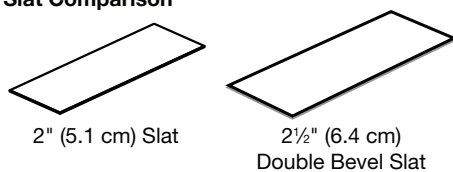
- Available with 2" (5.1 cm), 2⅝" (6.1 cm), and 2½" (6.4 cm) blinds



Cord Management Options



Slat Comparison



Price Charts

Price Group A: Traditions® 1" (2.6 cm) Wood Blinds

1" (2.6 cm) standard blind

Height up to inches (cm) ↓	Width up to inches (cm) →																
	12 (30.5)	24 (61.0)	32 (81.3)	36 (91.5)	42 (106.7)	48 (122.0)	54 (137.2)	60 (152.4)	66 (167.7)	72 (182.9)	78 (198.2)	84 (213.4)*	90 (228.6)	96 (243.9)	106 (269.3)	116 (294.7)	120 (304.8)
30 (76.2)	\$149	134	161	188	205	221	251	293	304	314	378	402	428	450	496	542	588
36 (91.5)	169	153	180	209	228	247	288	334	346	356	430	448	477	502	553	604	655
42 (106.7)	184	168	199	230	254	274	320	370	379	401	467	505	540	566	625	684	744
48 (122.0)	199	182	218	252	277	304	353	405	428	450	519	567	607	638	705	772	839
54 (137.2)	217	202	240	273	307	334	390	439	477	505	582	627	669	703	776	850	923
60 (152.4)	238	220	258	296	330	361	427	476	519	549	631	683	728	765	845	924	1004
66 (167.7)	256	241	278	317	353	398	466	523	568	605	689	742	819	861	951	1040	1130
72 (182.9)	277	261	296	341	385	430	506	569	604	641	732	789	847	888	981	1074	1167
78 (198.2)	287	270	307	351	394	447	520	585	622	684	781	847	904	949	1047	1144	1242
84 (213.4)	307	291	324	372	424	478	549	597	668	738	834	903	966	1014	1119	1224	1329
90 (228.6)*	328	312	345	396	448	506	580	631	708	778	877	961	1027	1080	1192	1305	1417
96 (243.9)	340	323	356	406	467	528	609	673	761	830	941	1019	1088	1145	1264	1382	1500
102 (259.1)	354	339	377	430	497	565	650	715	802	884	997	1080	1158	1216	1343	1471	1598
108 (274.4)	372	355	392	451	522	593	681	749	845	927	1044	1132	1214	1275	1409	1542	1676
114 (289.6)	387	371	411	477	551	625	716	793	886	979	1105	1192	1279	1339	1478	1617	1755
120 (304.8)	406	390	429	497	574	655	750	816	933	1022	1152	1248	1337	1406	1550	1695	1840

Add Surcharge to Blind Price

Width up to inches (cm) →	12 (30.5)	24 (61)	32 (81.3)	36 (91.5)	42 (106.7)	48 (122)	54 (137.2)	60 (152.4)	66 (167.7)	72 (182.9)	78 (198.2)	84 (213.4)	90 (228.6)	96 (243.9)	106 (269.3)	116 (294.7)	120 (304.8)
Legacy Valance	\$6	6	8	9	11	14	18	20	22	24	26	28	30	31	34	37	40
Symphony Valance	8	8	9	15	18	22	24	26	28	31	35	37	38	42	46	50	54

Colors

1" (2.5 cm) Paint Colors

Angora 0052
 Antique White 0026
 Base White 0051
 Dover White 0683
 Snowflake 0603

1" (2.5 cm) Stain Colors

Golden Oak 0030
 Honey Maple 0013
 Natural 0007
 Saddle Brown 0694
 Walnut 0012
 Wheat 0710

NOTE: Color of wood may vary slightly due to the natural characteristics of wood. See wood characteristics section for more information.
 If the Traditions stained or painted color is not listed above, please enter order as Elite wood in the color and slat size needed. Order does not need to be processed as custom color.

Price Charts

Price Group B: Traditions® 2 3/8" (6.1 cm) Wood Blinds

2 3/8" (6.1 cm) standard blind and 2 3/8" (6.1 cm) cordless lift blind

Height up to inches (cm) ↓	Width up to inches (cm) →																
	12 (30.5)	24 (61.0)	32 (81.3)	36 (91.5)	42 (106.7)	48 (122.0)	54 (137.2)	60 (152.4)	66 (167.7)	72 (182.9)	78 (198.2)	84 (213.4)*	90 (228.6)	96 (243.9)	106 (269.3)	116 (294.7)	120 (304.8)
30 (76.2)	\$137	117	139	166	182	193	220	256	266	277	335	357	378	398	437	478	520
36 (91.5)	155	133	159	185	201	217	252	292	305	314	380	396	421	440	485	531	577
42 (106.7)	169	151	174	202	223	243	284	325	335	355	414	446	474	497	549	600	652
48 (122.0)	182	162	191	222	244	266	313	358	378	398	458	499	536	562	621	680	738
54 (137.2)	197	177	210	242	270	292	344	388	421	445	513	551	590	629	695	760	826
60 (152.4)	214	193	225	260	290	317	375	419	458	485	555	603	643	683	754	825	895
66 (167.7)	232	212	245	282	313	353	413	461	500	532	606	653	722	758	836	915	995
72 (182.9)	251	232	260	299	338	383	450	501	531	567	646	696	746	784	866	948	1029
78 (198.2)	258	239	270	308	347	394	459	516	547	604	691	746	796	835	922	1010	1097
84 (213.4)	277	255	288	330	370	421	485	526	588	650	736	795	852	895	989	1081	1175
90 (228.6)*	293	274	304	348	396	450	512	555	622	689	774	848	906	952	1052	1151	1250
96 (243.9)	305	286	315	359	414	466	537	592	667	734	828	897	960	1009	1114	1219	1325
102 (259.1)	317	298	334	380	437	496	572	630	705	779	880	951	1020	1071	1182	1294	1404
108 (274.4)	335	313	344	399	460	523	600	661	744	819	920	998	1071	1122	1240	1357	1474
114 (289.6)	347	327	361	421	486	549	633	699	781	863	973	1051	1125	1182	1305	1428	1551
120 (304.8)	362	343	378	437	507	578	662	718	822	900	1013	1099	1179	1240	1369	1498	1627

Add Surcharge to Blind Price

Cordless Lift*	\$112 (single blind)	224 (multiple blinds)
----------------	----------------------	-----------------------

*Cordless lift blinds are available in the outlined area above; multiple blinds on one headrail required for cordless lift blinds over 84" (213.4 cm) wide. Cordless lift maximum height 86" (218.4 cm).

2 3/8" (6.1 cm) slats with NoHoles™ or cloth tapes (see cloth tape section for color selection)

Height up to inches (cm) ↓	Width up to inches (cm) →																
	12 (30.5)	24 (61.0)	32 (81.3)	36 (91.5)	42 (106.7)	48 (122.0)	54 (137.2)	60 (152.4)	66 (167.7)	72 (182.9)	78 (198.2)	84 (213.4)	90 (228.6)	96 (243.9)	106 (269.3)	116 (294.7)	120 (304.8)
30 (76.2)	\$158	135	160	191	209	222	253	294	306	319	385	411	435	458	503	550	598
36 (91.5)	178	153	183	213	231	250	290	336	351	361	437	455	484	506	558	611	664
42 (106.7)	194	174	200	232	256	279	327	374	385	408	476	513	545	572	631	690	750
48 (122.0)	209	186	220	255	281	306	360	412	435	458	527	574	616	646	714	782	849
54 (137.2)	227	204	242	278	311	336	396	446	484	512	590	634	679	723	799	874	950
60 (152.4)	246	222	259	299	334	365	431	482	527	558	638	693	739	785	867	949	1029
66 (167.7)	267	244	282	324	360	406	475	530	575	612	697	751	830	872	961	1052	1144
72 (182.9)	289	267	299	344	389	440	518	576	611	652	743	800	858	902	996	1090	1183
78 (198.2)	297	275	311	354	399	453	528	593	629	695	795	858	915	960	1060	1162	1262
84 (213.4)	319	293	331	380	426	484	558	605	676	748	846	914	980	1029	1137	1243	1351
90 (228.6)	337	315	350	400	455	518	589	638	715	792	890	975	1042	1095	1210	1324	1438
96 (243.9)	351	329	362	413	476	536	618	681	767	844	952	1032	1104	1160	1281	1402	1524
102 (259.1)	365	343	384	437	503	570	658	725	811	896	1012	1094	1173	1232	1359	1488	1615
108 (274.4)	385	360	396	459	529	601	690	760	856	942	1058	1148	1232	1290	1426	1561	1695
114 (289.6)	399	376	415	484	559	631	728	804	898	992	1119	1209	1294	1359	1501	1642	1784
120 (304.8)	416	394	435	503	583	665	761	826	945	1035	1165	1264	1356	1426	1574	1723	1871

Add Surcharge to Blind Price

Width up to inches (cm) →	12 (30.5)	24 (61)	32 (81.3)	36 (91.5)	42 (106.7)	48 (122)	54 (137.2)	60 (152.4)	66 (167.7)	72 (182.9)	78 (198.2)	84 (213.4)	90 (228.6)	96 (243.9)	106 (269.3)	116 (294.7)	120 (304.8)
Symphony Valance	\$8	8	9	15	18	22	24	26	28	31	35	37	38	42	46	50	54

NOTE: Due to weight limitations, blinds to right of heavy line will be manufactured as two or three blinds on one headrail. Single blinds over 43 square feet (4.0 m²) will be heavy and difficult to lift and may have light gaps toward the bottom of the blind.

Colors

2 3/8" (6.1 cm) Paint Colors	2 3/8" (6.1 cm) Stain Colors
Antique White 3026	Golden Oak 3030
Base White 3051	Honey Maple 3013
Dover White 3683	Natural 3007
Snowflake 3603	Saddle Brown 3694
	Walnut 3012
	Wheat 3710

NOTE: Color of wood may vary slightly due to the natural characteristics of wood. See wood characteristics section for more information. If the Traditions stained or painted color is not listed above, please enter order as Elite wood in the color and slat size needed. Order does not need to be processed as custom color.

Price Charts

Price Group C: Traditions® 2" (5.1 cm) Wood Blinds

2" (5.1 cm) standard blind and 2" (5.1 cm) cordless lift blind

Height up to inches (cm) ↓	Width up to inches (cm) →																
	12 (30.5)	24 (61.0)	32 (81.3)	36 (91.5)	42 (106.7)	48 (122.0)	54 (137.2)	60 (152.4)	66 (167.7)	72 (182.9)	78 (198.2)	84 (213.4)*	90 (228.6)	96 (243.9)	106 (269.3)	116 (294.7)	120 (304.8)
30 (76.2)	\$119	102	121	144	158	168	191	223	231	241	291	310	329	346	380	416	452
36 (91.5)	135	116	138	161	175	189	219	254	265	273	330	344	366	383	422	462	502
42 (106.7)	147	131	151	176	194	211	247	283	291	309	360	388	412	432	477	522	567
48 (122.0)	158	141	166	193	212	231	272	311	329	346	398	434	466	489	540	591	642
54 (137.2)	171	154	183	210	235	254	299	337	366	387	446	479	513	547	604	661	718
60 (152.4)	186	168	196	226	252	276	326	364	398	422	483	524	559	594	656	717	778
66 (167.7)	202	184	213	245	272	307	359	401	435	463	527	568	628	659	727	796	865
72 (182.9)	218	202	226	260	294	333	391	436	462	493	562	605	649	682	753	824	895
78 (198.2)	224	208	235	268	302	343	399	449	476	525	601	649	692	726	802	878	954
84 (213.4)	241	222	250	287	322	366	422	457	511	565	640	691	741	778	860	940	1022
90 (228.6)*	255	238	264	303	344	391	445	483	541	599	673	737	788	828	915	1001	1087
96 (243.9)	265	249	274	312	360	405	467	515	580	638	720	780	835	877	969	1060	1152
102 (259.1)	276	259	290	330	380	431	497	548	613	677	765	827	887	931	1028	1125	1221
108 (274.4)	291	272	299	347	400	455	522	575	647	712	800	868	931	976	1078	1180	1282
114 (289.6)	302	284	314	366	423	477	550	608	679	750	846	914	978	1028	1135	1242	1349
120 (304.8)	315	298	329	380	441	503	576	624	715	783	881	956	1025	1078	1190	1303	1415

Add Surcharge to Blind Price

Cordless Lift*	\$112 (single blind)	224 (multiple blinds)
----------------	----------------------	-----------------------

*Cordless lift blinds are available in the outlined area above; multiple blinds on one headrail required for cordless lift blinds over 84" (213.4 cm) wide. Cordless lift maximum height 86" (218.4 cm).

2" (5.1 cm) slats with NoHoles™ or cloth tapes (see cloth tape section for color selection)

Height up to inches (cm) ↓	Width up to inches (cm) →																
	12 (30.5)	24 (61.0)	32 (81.3)	36 (91.5)	42 (106.7)	48 (122.0)	54 (137.2)	60 (152.4)	66 (167.7)	72 (182.9)	78 (198.2)	84 (213.4)	90 (228.6)	96 (243.9)	106 (269.3)	116 (294.7)	120 (304.8)
30 (76.2)	\$137	117	139	166	182	193	220	256	266	277	335	357	378	398	437	478	520
36 (91.5)	155	133	159	185	201	217	252	292	305	314	380	396	421	440	485	531	577
42 (106.7)	169	151	174	202	223	243	284	325	335	355	414	446	474	497	549	600	652
48 (122.0)	182	162	191	222	244	266	313	358	378	398	458	499	536	562	621	680	738
54 (137.2)	197	177	210	242	270	292	344	388	421	445	513	551	590	629	695	760	826
60 (152.4)	214	193	225	260	290	317	375	419	458	485	555	603	643	683	754	825	895
66 (167.7)	232	212	245	282	313	353	413	461	500	532	606	653	722	758	836	915	995
72 (182.9)	251	232	260	299	338	383	450	501	531	567	646	696	746	784	866	948	1029
78 (198.2)	258	239	270	308	347	394	459	516	547	604	691	746	796	835	922	1010	1097
84 (213.4)	277	255	288	330	370	421	485	526	588	650	736	795	852	895	989	1081	1175
90 (228.6)	293	274	304	348	396	450	512	555	622	689	774	848	906	952	1052	1151	1250
96 (243.9)	305	286	315	359	414	466	537	592	667	734	828	897	960	1009	1114	1219	1325
102 (259.1)	317	298	334	380	437	496	572	630	705	779	880	951	1020	1071	1182	1294	1404
108 (274.4)	335	313	344	399	460	523	600	661	744	819	920	998	1071	1122	1240	1357	1474
114 (289.6)	347	327	361	421	486	549	633	699	781	863	973	1051	1125	1182	1305	1428	1551
120 (304.8)	362	343	378	437	507	578	662	718	822	900	1013	1099	1179	1240	1369	1498	1627

Add Surcharge to Blind Price

Width up to inches (cm) →	12 (30.5)	24 (61)	32 (81.3)	36 (91.5)	42 (106.7)	48 (122)	54 (137.2)	60 (152.4)	66 (167.7)	72 (182.9)	78 (198.2)	84 (213.4)	90 (228.6)	96 (243.9)	106 (269.3)	116 (294.7)	120 (304.8)
Legacy Valance†	\$6	6	8	9	11	14	18	20	22	24	26	28	30	31	34	37	40
Symphony Valance	8	8	9	15	18	22	24	26	28	31	35	37	38	42	46	50	54

†Legacy valance is standard with 2" (5.1 cm) cordless lift option.

NOTE: Due to weight limitations, blinds to right of heavy line will be manufactured as two or three blinds on one headrail.

Single blinds over 43 square feet (4.0 m²) will be heavy and difficult to lift and may have light gaps toward the bottom of the blind.

Colors

2" (5.1 cm) Paint Colors

Almond	1724	Ivory	1325
Angora	1052	Manatee	1765
Antique White	1026	Overcast	1764
Base Black	1767	Sandblast Base White* . .	SB051
Base White	1051	Sandblast Snowflake* . .	SB603
Crisp White	1712	Snowflake	1603
Dover White	1683	Stucco	1963

2" (5.1 cm) Stain Colors

Cappuccino	1546	Horseshoe	1760
Cherry Wood	1014	Knotty Pine	1515
Cognac	1465	Light Pecan	1020
Dark Cherry	1316	Natural	1007
Dark Walnut	1641	Peru	1688
Espresso	1716	Pickled White	1762
Golden Oak	1030	Saddle Brown	1694
Harbor Grey	1761	Sienna	1685
Henna	1949	Truffle	1054
Homestead Oak	1943	Walnut	1012
Honey Maple	1013	Wheat	1710

NOTE: Color of wood may vary slightly due to the natural characteristics of wood. See wood characteristics section for more information.

*Keystones are not available in sandblast finish. When sandblast color is chosen for wood valance, any required or additional keystones will come in matching paint color without sandblast texture. Beaded valance is not available in sandblast.

Price Charts

Price Group D: Traditions® 2" (5.1 cm) Wood Blinds—Unique Finishes: Bamboo, Barnwood, Distressed

2" (5.1 cm) standard blind and 2" (5.1 cm) cordless lift blind

Height up to inches (cm) ↓	Width up to inches (cm) →																
	12 (30.5)	24 (61.0)	32 (81.3)	36 (91.5)	42 (106.7)	48 (122.0)	54 (137.2)	60 (152.4)	66 (167.7)	72 (182.9)	78 (198.2)	84 (213.4)*	90 (228.6)	96 (243.9)	106 (269.3)	116 (294.7)	120 (304.8)
30 (76.2)	\$159	142	170	201	218	237	266	313	322	335	404	429	457	479	529	579	629
36 (91.5)	181	164	192	222	245	263	306	353	367	380	460	476	510	533	590	646	703
42 (106.7)	196	179	210	247	270	294	343	395	404	428	499	539	574	604	666	728	791
48 (122.0)	212	194	230	269	296	322	378	431	457	479	553	605	648	681	753	825	897
54 (137.2)	231	214	254	292	323	353	416	468	510	538	619	668	714	760	838	918	997
60 (152.4)	254	237	274	316	352	386	456	508	553	584	672	728	777	826	912	997	1082
66 (167.7)	273	256	299	341	378	424	497	558	606	645	734	789	874	919	1015	1110	1206
72 (182.9)	297	278	316	362	408	460	539	608	643	685	782	842	903	950	1049	1148	1246
78 (198.2)	307	290	323	375	421	475	556	624	664	730	833	902	964	1011	1116	1221	1327
84 (213.4)	327	311	347	398	452	511	584	634	712	786	890	963	1030	1082	1195	1309	1422
90 (228.6)*	348	329	366	421	476	539	618	672	755	829	935	1024	1097	1151	1271	1392	1513
96 (243.9)	362	346	381	434	499	564	649	717	809	885	1003	1085	1162	1219	1347	1475	1603
102 (259.1)	379	361	402	460	530	602	691	762	853	940	1063	1150	1234	1296	1432	1567	1702
108 (274.4)	397	379	418	482	557	631	726	799	899	990	1113	1207	1294	1360	1501	1643	1784
114 (289.6)	414	397	438	510	588	666	763	845	942	1044	1178	1271	1362	1431	1579	1728	1877
120 (304.8)	434	416	458	530	614	698	800	869	995	1090	1227	1330	1425	1498	1654	1811	1967

Add Surcharge to Blind Price

Cordless Lift*	\$112 (single blind)	224 (multiple blinds)
-----------------------	----------------------	-----------------------

*Cordless lift blinds are available in the outlined area above; multiple blinds on one headrail required for cordless lift blinds over 84" (213.4 cm) wide. Cordless lift maximum height 86" (218.4 cm).

2" (5.1 cm) slats with NoHoles™ or cloth tapes (see cloth tape section for color selection)

Height up to inches (cm) ↓	Width up to inches (cm) →																
	12 (30.5)	24 (61.0)	32 (81.3)	36 (91.5)	42 (106.7)	48 (122.0)	54 (137.2)	60 (152.4)	66 (167.7)	72 (182.9)	78 (198.2)	84 (213.4)	90 (228.6)	96 (243.9)	106 (269.3)	116 (294.7)	120 (304.8)
30 (76.2)	\$183	163	196	231	251	273	306	360	370	385	465	493	526	551	608	666	723
36 (91.5)	208	189	221	255	282	302	352	406	422	437	529	547	587	613	679	743	808
42 (106.7)	225	206	242	284	311	338	394	454	465	492	574	620	660	695	766	837	910
48 (122.0)	244	223	265	309	340	370	435	496	526	551	636	696	745	783	866	949	1032
54 (137.2)	266	246	292	336	371	406	478	538	587	619	712	768	821	874	964	1056	1147
60 (152.4)	292	273	315	363	405	444	524	584	636	672	773	837	894	950	1049	1147	1244
66 (167.7)	314	294	344	392	435	488	572	642	697	742	844	907	1005	1057	1167	1277	1387
72 (182.9)	342	320	363	416	469	529	620	699	739	788	899	968	1038	1093	1206	1320	1433
78 (198.2)	353	334	371	431	484	546	639	718	764	840	958	1037	1109	1163	1283	1404	1526
84 (213.4)	376	358	399	458	520	588	672	729	819	904	1024	1107	1185	1244	1374	1505	1635
90 (228.6)	400	378	421	484	547	620	711	773	868	953	1075	1178	1262	1324	1462	1601	1740
96 (243.9)	416	398	438	499	574	649	746	825	930	1018	1153	1248	1336	1402	1549	1696	1843
102 (259.1)	436	415	462	529	610	692	795	876	981	1081	1222	1323	1419	1490	1647	1802	1957
108 (274.4)	457	436	481	554	641	726	835	919	1034	1139	1280	1388	1488	1564	1726	1889	2052
114 (289.6)	476	457	504	587	676	766	877	972	1083	1201	1355	1462	1566	1646	1816	1987	2159
120 (304.8)	499	478	527	610	706	803	920	999	1144	1254	1411	1530	1639	1723	1902	2083	2262

NOTE: Due to weight limitations, blinds to right of heavy line will be manufactured as two or three blinds on one headrail.
Single blinds over 43 square feet (4.0 m²) will be heavy and difficult to lift and may have light gaps toward the bottom of the blind.

Colors

2" (5.1 cm) Bamboo	2" (5.1 cm) Barnwood	2" (5.1 cm) Distressed
Light Oak B010	Sunbleached 1073	Armoire 1076
Natural B007	Windswept 1072	Chipotle 1077
		Twig 1070

NOTE: Color of wood may vary slightly due to the natural characteristics of wood. See wood characteristics section for more information.

Price Charts

Price Group E: Traditions® 2½" (6.4 cm) Shutter Style Wood Blinds

2½" (6.4 cm) shutter style standard blind

Height up to inches (cm) ↓	Width up to inches (cm) →																
	12 (30.5)	24 (61.0)	32 (81.3)	36 (91.5)	42 (106.7)	48 (122.0)	54 (137.2)	60 (152.4)	66 (167.7)	72 (182.9)	78 (198.2)	84 (213.4)*	90 (228.6)	96 (243.9)	106 (269.3)	116 (294.7)	120 (304.8)
30 (76.2)	\$214	196	236	277	303	325	369	434	449	465	561	596	633	665	734	804	874
36 (91.5)	245	225	265	310	339	365	424	489	511	526	638	662	707	741	819	897	975
42 (106.7)	265	249	292	342	375	406	474	547	562	595	691	747	796	835	922	1008	1094
48 (122.0)	288	269	319	371	408	449	524	600	633	665	766	836	898	945	1042	1140	1238
54 (137.2)	314	297	352	403	450	489	576	649	707	746	860	926	990	1055	1165	1276	1386
60 (152.4)*	345	325	380	438	487	534	631	705	766	812	932	1009	1078	1145	1264	1383	1501
66 (167.7)	370	354	413	470	524	588	689	773	838	894	1019	1095	1212	1273	1407	1540	1673
72 (182.9)	405	388	438	503	567	639	748	842	890	951	1084	1167	1253	1316	1454	1591	1728
78 (198.2)	419	401	450	519	581	659	770	866	920	1011	1155	1251	1335	1403	1548	1694	1839
84 (213.4)	449	430	479	551	626	709	811	881	987	1090	1235	1334	1428	1500	1656	1813	1969
90 (228.6)	474	457	509	582	662	748	859	932	1047	1150	1297	1420	1521	1596	1764	1931	2098
96 (243.9)	496	477	527	602	691	781	901	995	1121	1228	1391	1505	1611	1689	1866	2041	2217
102 (259.1)	519	501	559	638	736	832	958	1057	1183	1306	1474	1595	1711	1797	1984	2172	2358
108 (274.4)	542	525	578	668	772	877	1006	1108	1247	1371	1544	1674	1796	1885	2081	2277	2472
114 (289.6)	567	550	608	707	817	923	1058	1172	1309	1449	1632	1763	1888	1983	2190	2397	2604
120 (304.8)	595	576	634	736	851	968	1110	1205	1377	1511	1702	1845	1977	2077	2293	2509	2725

Add Surcharge to Blind Price

Cordless Lift*	\$112 (single blind)	224 (multiple blinds)
----------------	----------------------	-----------------------

*Cordless lift blinds are available in the outlined area above; multiple blinds on one headrail required for cordless lift blinds over 84" (213.4 cm) wide. Cordless lift maximum height 60" (152.4 cm).

2½" (6.4 cm) shutter style slats with NoHoles™ or cloth tapes (see cloth tape section for color selection)

Height up to inches (cm) ↓	Width up to inches (cm) →																
	12 (30.5)	24 (61.0)	32 (81.3)	36 (91.5)	42 (106.7)	48 (122.0)	54 (137.2)	60 (152.4)	66 (167.7)	72 (182.9)	78 (198.2)	84 (213.4)	90 (228.6)	96 (243.9)	106 (269.3)	116 (294.7)	120 (304.8)
30 (76.2)	\$246	225	271	319	348	374	424	499	516	535	645	685	728	765	844	925	1005
36 (91.5)	282	259	305	357	390	420	488	562	588	605	734	761	813	852	942	1032	1121
42 (106.7)	305	286	336	393	431	467	545	629	646	684	795	859	915	960	1060	1159	1258
48 (122.0)	331	309	367	427	469	516	603	690	728	765	881	961	1033	1087	1198	1311	1424
54 (137.2)	361	342	405	463	518	562	662	746	813	858	989	1065	1139	1213	1340	1467	1594
60 (152.4)	397	374	437	504	560	614	726	811	881	934	1072	1160	1240	1317	1454	1590	1726
66 (167.7)	426	407	475	541	603	676	792	889	964	1028	1172	1259	1394	1464	1618	1771	1924
72 (182.9)	466	446	504	578	652	735	860	968	1024	1094	1247	1342	1441	1513	1672	1830	1987
78 (198.2)	482	461	518	597	668	758	886	996	1058	1163	1328	1439	1535	1613	1780	1948	2115
84 (213.4)	516	495	551	634	720	815	933	1013	1135	1254	1420	1534	1642	1725	1904	2085	2264
90 (228.6)	545	526	585	669	761	860	988	1072	1204	1323	1492	1633	1749	1835	2029	2221	2413
96 (243.9)	570	549	606	692	795	898	1036	1144	1289	1412	1600	1731	1853	1942	2146	2347	2550
102 (259.1)	597	576	643	734	846	957	1102	1216	1360	1502	1695	1834	1968	2067	2282	2498	2712
108 (274.4)	623	604	665	768	888	1009	1157	1274	1434	1577	1776	1925	2065	2168	2393	2619	2843
114 (289.6)	652	633	699	813	940	1061	1217	1348	1505	1666	1877	2027	2171	2280	2519	2757	2995
120 (304.8)	684	662	729	846	979	1113	1277	1386	1584	1738	1957	2122	2274	2389	2637	2885	3134

Add Surcharge to Blind Price

Width up to inches (cm) →	12 (30.5)	24 (61)	32 (81.3)	36 (91.5)	42 (106.7)	48 (122)	54 (137.2)	60 (152.4)	66 (167.7)	72 (182.9)	78 (198.2)	84 (213.4)	90 (228.6)	96 (243.9)	106 (269.3)	116 (294.7)	120 (304.8)
Symphony Valance	\$8	8	9	15	18	22	24	26	28	31	35	37	38	42	46	50	54

NOTE: Due to weight limitations, blinds to right of heavy line will be manufactured as two or three blinds on one headrail.

Single blinds over 43 square feet (4.0 m²) will be heavy and difficult to lift and may have light gaps toward the bottom of the blind.

Colors

2½" (6.4 cm) Shutter Style Paint Colors	2½" (6.4 cm) Shutter Style Stain Colors
Antique White S026	Golden Oak S030
Base White S051	Honey Maple S013
Dover White S683	Saddle Brown S694
Snowflake S603	Walnut S012
	Wheat S710

NOTE: Color of wood may vary slightly due to the natural characteristics of wood. See wood characteristics section for more information.

Price Charts

Price Group F: Traditions® Elite Wood Vertical Blinds

2" (5.1 cm) standard blind

Height up to inches (cm) ↓	Width up to inches (cm) →									
	27 (68.6)	39 (99.1)	52 (132.1)	66 (167.7)	78 (198.2)	96 (243.9)	108 (274.4)	120 (304.8)	132 (335.3)	144 (365.8)
36 (91.5)	\$540	776	1026	1321	1445	1669	1956	2129	2212	2370
48 (122.0)	659	937	1248	1566	1630	1992	2214	2459	2680	2926
60 (152.4)	772	1110	1465	1908	1927	2363	2637	2924	3191	3478
72 (182.9)	877	1268	1685	2008	2253	2766	3052	3389	3706	4043
84 (213.4)	998	1436	1908	2280	2525	3138	3471	3862	4212	4600
96 (243.9)	1108	1598	1942	2548	2857	3512	3890	4324	4727	5158
108 (274.4)	1246	1802	2184	2867	3183	3919	4379	4861	5314	
120 (304.8)	1388	1958	2433	3185	3540	4355	4866	5405		

Add Surcharge to Blind Price

Width up to inches (cm) →	27 (68.6)	39 (99.1)	52 (132.1)	66 (167.7)	78 (198.2)	96 (243.9)	108 (274.4)	120 (304.8)	132 (335.3)	144 (365.8)
Symphony Valance	\$9	18	24	28	35	42	46	54	58	62

Colors

2" (5.1 cm) Paint Colors

Almond	1724	Dover White	1683
Angora	1052	Ivory	1325
Antique White	1026	Manatee	1765
Base Black	1767	Overcast	1764
Base White	1051	Snowflake	1603
Crisp White	1712	Stucco	1963
Custom Color	CUSP		

2" (5.1 cm) Stain Colors

Cappuccino	1546	Horseshoe	1760
Cherry Wood	1014	Knotty Pine	1515
Cognac	1465	Light Pecan	1020
Custom Color	CUSS	Natural	1007
Dark Cherry	1316	Peru	1688
Dark Walnut	1641	Pickled White	1762
Espresso	1716	Saddle Brown	1694
Golden Oak	1030	Sienna	1685
Harbor Grey	1761	Truffle	1054
Henna	1949	Walnut	1012
Homestead Oak	1943	Wheat	1710
Honey Maple	1013		

NOTE: Color of wood may vary slightly due to the natural characteristics of wood. See wood characteristics section for more information.

Price Charts

Price Group G: Traditions® Elite 2" (5.1 cm) Wood Blinds

2" (5.1 cm) standard blind and 2" (5.1 cm) cordless lift blind

Height up to inches (cm) ↓	Width up to inches (cm) →																
	12 (30.5)	24 (61.0)	32 (81.3)	36 (91.5)	42 (106.7)	48 (122.0)	54 (137.2)	60 (152.4)	66 (167.7)	72 (182.9)	78 (198.2)	84 (213.4)*	90 (228.6)	96 (243.9)	106 (269.3)	116 (294.7)	120 (304.8)
30 (76.2)	\$169	151	168	211	247	279	310	337	368	406	435	464	500	534	591	647	704
36 (91.5)	174	157	191	227	265	301	336	370	404	437	473	503	533	570	629	689	748
42 (106.7)	191	173	214	256	297	335	375	413	451	486	523	561	596	634	701	768	834
48 (122.0)	207	189	236	276	319	363	408	450	495	540	582	629	674	719	794	869	944
54 (137.2)	225	209	256	306	355	404	455	507	558	606	657	707	758	810	894	978	1062
60 (152.4)	247	227	279	336	394	450	507	561	618	674	730	784	842	897	990	1084	1178
66 (167.7)	263	247	308	370	432	495	558	618	678	741	801	864	927	989	1092	1195	1298
72 (182.9)	289	270	336	404	473	540	606	674	741	808	877	941	1010	1077	1189	1302	1414
78 (198.2)	310	293	363	437	510	582	657	730	801	877	952	1022	1094	1189	1313	1437	1561
84 (213.4)	332	314	394	473	550	629	707	784	864	941	1022	1099	1200	1280	1413	1546	1679
90 (228.6)*	354	336	422	507	587	674	758	842	927	1010	1094	1200	1285	1371	1514	1656	1799
96 (243.9)	376	358	450	540	629	718	808	897	991	1077	1189	1280	1370	1464	1616	1768	1920
102 (259.1)	400	383	476	572	666	762	860	954	1049	1165	1263	1360	1458	1554	1717	1879	2041
108 (274.4)	422	404	507	606	707	808	912	1010	1111	1235	1337	1439	1542	1646	1818	1989	2161
114 (289.6)	444	426	532	640	747	853	960	1065	1193	1302	1412	1520	1628	1738	1920	2100	2282
120 (304.8)	467	450	561	674	784	897	1010	1124	1257	1371	1486	1599	1713	1828	2018	2206	2396

Add Surcharge to Blind Price

Cordless Lift*	\$112 (single blind)	224 (multiple blinds)
----------------	----------------------	-----------------------

*Cordless lift blinds are available in the outlined area above; multiple blinds on one headrail required for cordless lift blinds over 84" (213.4 cm) wide. Cordless lift maximum height 86" (218.4 cm).

2" (5.1 cm) slats with NoHoles™ or cloth tapes (see cloth tape section for color selection)

Height up to inches (cm) ↓	Width up to inches (cm) →																
	12 (30.5)	24 (61.0)	32 (81.3)	36 (91.5)	42 (106.7)	48 (122.0)	54 (137.2)	60 (152.4)	66 (167.7)	72 (182.9)	78 (198.2)	84 (213.4)	90 (228.6)	96 (243.9)	106 (269.3)	116 (294.7)	120 (304.8)
30 (76.2)	\$194	174	193	243	284	321	357	388	423	467	500	534	575	614	680	744	810
36 (91.5)	200	181	220	261	305	346	386	426	465	503	544	578	613	656	723	792	860
42 (106.7)	220	199	246	294	342	385	431	475	519	559	601	645	685	729	806	883	959
48 (122.0)	238	217	271	317	367	417	469	518	569	621	669	723	775	827	913	999	1086
54 (137.2)	259	240	294	352	408	465	523	583	642	697	756	813	872	932	1028	1125	1221
60 (152.4)	284	261	321	386	453	518	583	645	711	775	840	902	968	1032	1139	1247	1355
66 (167.7)	302	284	354	426	497	569	642	711	780	852	921	994	1066	1137	1256	1374	1493
72 (182.9)	332	311	386	465	544	621	697	775	852	929	1009	1082	1162	1239	1367	1497	1626
78 (198.2)	357	337	417	503	587	669	756	840	921	1009	1095	1175	1258	1367	1510	1653	1795
84 (213.4)	382	361	453	544	633	723	813	902	994	1082	1175	1264	1380	1472	1625	1778	1931
90 (228.6)	407	386	485	583	675	775	872	968	1066	1162	1258	1380	1478	1577	1741	1904	2069
96 (243.9)	432	412	518	621	723	826	929	1032	1140	1239	1367	1472	1576	1684	1858	2033	2208
102 (259.1)	460	440	547	658	766	876	989	1097	1206	1340	1452	1564	1677	1787	1975	2161	2347
108 (274.4)	485	465	583	697	813	929	1049	1162	1278	1420	1538	1655	1773	1893	2091	2287	2485
114 (289.6)	511	490	612	736	859	981	1104	1225	1372	1497	1624	1748	1872	1999	2208	2415	2624
120 (304.8)	537	518	645	775	902	1032	1162	1293	1446	1577	1709	1839	1970	2102	2321	2537	2755

NOTE: Due to weight limitations, blinds to right of heavy line will be manufactured as two or three blinds on one headrail. Single blinds over 43 square feet (4.0 m²) will be heavy and difficult to lift and may have light gaps toward the bottom of the blind.

Colors

2" (5.1 cm) Paint Colors

Almond	1724	Dover White	1683
Angora	1052	Ivory	1325
Antique White	1026	Manatee	1765
Base Black	1767	Overcast	1764
Base White	1051	Snowflake	1603
Crisp White	1712	Stucco	1963
Custom Color	CUSP		

2" (5.1 cm) Stain Colors

Cappuccino	1546	Horseshoe	1760
Cherry Wood	1014	Knotty Pine	1515
Cognac	1465	Light Pecan	1020
Custom Color	CUSS	Natural	1007
Dark Cherry	1316	Peru	1688
Dark Walnut	1641	Pickled White	1762
Espresso	1716	Saddle Brown	1694
Golden Oak	1030	Sienna	1685
Harbor Grey	1761	Truffle	1054
Henna	1949	Walnut	1012
Homestead Oak	1943	Wheat	1710
Honey Maple	1013		

NOTE: Color of wood may vary slightly due to the natural characteristics of wood. See wood characteristics section for more information.

Price Charts

Price Group H: Traditions® Elite 1" (2.6 cm), 2" (5.1 cm), and 2 3/8" (6.1 cm) Glazed Beaded Slat Wood Blinds

1" (2.6 cm), 2" (5.1 cm), and 2 3/8" (6.1 cm) standard blind
 2" (5.1 cm) and 2 3/8" (6.1 cm) cordless lift blind

Height up to inches (cm) ↓	Width up to inches (cm) →																
	12 (30.5)	24 (61.0)	32 (81.3)	36 (91.5)	42 (106.7)	48 (122.0)	54 (137.2)	60 (152.4)	66 (167.7)	72 (182.9)	78 (198.2)	84 (213.4)*	90 (228.6)	96 (243.9)	106 (269.3)	116 (294.7)	120 (304.8)
30 (76.2)	\$214	198	210	263	308	350	388	421	461	510	542	580	625	668	738	809	879
36 (91.5)	221	205	239	287	334	377	419	464	506	547	592	630	666	712	786	861	935
42 (106.7)	233	215	267	318	369	418	466	515	563	608	655	700	743	792	874	957	1039
48 (122.0)	253	236	292	347	400	455	511	561	616	674	729	785	844	900	993	1087	1181
54 (137.2)	277	260	318	381	443	506	567	633	697	758	820	881	948	1009	1114	1219	1324
60 (152.4)	304	287	350	419	491	561	633	701	773	844	912	980	1051	1121	1237	1354	1470
66 (167.7)	325	308	385	464	540	616	697	773	848	924	1003	1078	1158	1235	1364	1492	1621
72 (182.9)	354	338	419	506	592	674	758	844	924	1007	1093	1177	1262	1343	1483	1623	1763
78 (198.2)	381	363	455	547	636	729	820	912	1003	1093	1188	1276	1367	1486	1641	1796	1951
84 (213.4)	410	392	491	592	686	785	881	980	1078	1177	1276	1372	1498	1598	1766	1933	2100
90 (228.6)*	436	419	527	633	735	844	948	1051	1158	1262	1367	1498	1605	1714	1892	2071	2249
96 (243.9)	464	447	561	674	785	899	1007	1121	1237	1343	1486	1598	1713	1829	2019	2208	2398
102 (259.1)	497	479	595	714	831	954	1074	1191	1310	1457	1580	1699	1821	1944	2147	2350	2553
108 (274.4)	523	506	633	758	881	1007	1135	1262	1389	1542	1671	1798	1928	2056	2271	2485	2699
114 (289.6)	552	533	664	799	933	1066	1199	1332	1492	1626	1763	1899	2033	2171	2396	2621	2847
120 (304.8)	578	561	701	844	980	1121	1262	1405	1569	1714	1855	1997	2140	2283	2521	2760	2999

1" (2.6 cm) Wood 2 3/8" (6.1 cm) Wood

Add Surcharge to Blind Price

Cordless Lift*	\$112 (single blind)	224 (multiple blinds)
----------------	----------------------	-----------------------

*2 3/8" (6.1 cm) wood blinds only: Cordless lift blinds are available in the outlined area above; multiple blinds on one headrail required for cordless lift blinds over 84" (213.4 cm) wide. Cordless lift maximum height 86" (218.4 cm).

2 3/8" (6.1 cm) slats with NoHoles™ or cloth tapes (see cloth tape section for color selection)

Height up to inches (cm) ↓	Width up to inches (cm) →																
	12 (30.5)	24 (61.0)	32 (81.3)	36 (91.5)	42 (106.7)	48 (122.0)	54 (137.2)	60 (152.4)	66 (167.7)	72 (182.9)	78 (198.2)	84 (213.4)	90 (228.6)	96 (243.9)	106 (269.3)	116 (294.7)	120 (304.8)
30 (76.2)	\$246	228	242	302	354	403	446	484	530	587	623	667	719	768	849	930	1011
36 (91.5)	254	236	275	330	384	434	482	534	582	629	681	725	766	819	904	990	1075
42 (106.7)	268	247	307	366	424	481	536	592	647	699	753	805	854	911	1005	1101	1195
48 (122.0)	291	271	336	399	460	523	588	645	708	775	838	903	971	1035	1142	1250	1358
54 (137.2)	319	299	366	438	509	582	652	728	802	872	943	1013	1090	1160	1281	1402	1523
60 (152.4)	350	330	403	482	565	645	728	806	889	971	1049	1127	1209	1289	1423	1557	1691
66 (167.7)	374	354	443	534	621	708	802	889	975	1063	1153	1240	1332	1420	1569	1716	1864
72 (182.9)	407	389	482	582	681	775	872	971	1063	1158	1257	1354	1451	1544	1705	1866	2027
78 (198.2)	438	417	523	629	731	838	943	1049	1153	1257	1366	1467	1572	1709	1887	2065	2244
84 (213.4)	472	451	565	681	789	903	1013	1127	1240	1354	1467	1578	1723	1838	2031	2223	2415
90 (228.6)	501	482	606	728	845	971	1090	1209	1332	1451	1572	1723	1846	1971	2176	2382	2586
96 (243.9)	534	514	645	775	903	1034	1158	1289	1423	1544	1709	1838	1970	2103	2322	2539	2758
102 (259.1)	572	551	684	821	956	1097	1235	1370	1507	1676	1817	1954	2094	2236	2469	2703	2936
108 (274.4)	601	582	728	872	1013	1158	1305	1451	1597	1773	1922	2068	2217	2364	2612	2858	3104
114 (289.6)	635	613	764	919	1073	1226	1379	1532	1716	1870	2027	2184	2338	2497	2755	3014	3274
120 (304.8)	665	645	806	971	1127	1289	1451	1616	1804	1971	2133	2297	2461	2625	2899	3174	3449

NOTE: Due to weight limitations, blinds to right of heavy line will be manufactured as two or three blinds on one headrail.
 Single blinds over 43 square feet (4.0 m²) will be heavy and difficult to lift and may have light gaps toward the bottom of the blind.

Colors

<p>1" (2.6 cm) and 2 3/8" (6.1 cm) Colors (available in all Traditions paints and stains as well as custom color) Custom Color PaintCUSP Custom Color StainCUSS</p>	<p>2" (5.1 cm) Glazed Colors Brown1074 White1098</p>
--	---

NOTE: Color of wood may vary slightly due to the natural characteristics of wood. See wood characteristics section for more information.

Price Charts

Price Group I: Traditions® Elite Authentic American Hardwoods

Standard blind and cordless lift blind

Height up to inches (cm) ↓	Width up to inches (cm) →																
	12 (30.5)	24 (61.0)	32 (81.3)	36 (91.5)	42 (106.7)	48 (122.0)	54 (137.2)	60 (152.4)	66 (167.7)	72 (182.9)	78 (198.2)	84 (213.4)*	90 (228.6)	96 (243.9)	106 (269.3)	116 (294.7)	120 (304.8)
30 (76.2)	\$389	369	444	490	534	577	653	765	791	817	986	1050	1110	1172	1293	1414	1535
36 (91.5)	439	420	498	543	595	644	748	866	904	927	1083	1166	1236	1306	1442	1580	1717
42 (106.7)	479	461	546	602	661	717	838	962	989	1047	1218	1315	1393	1471	1625	1779	1933
48 (122.0)	514	498	595	657	725	796	924	1054	1118	1172	1349	1476	1568	1662	1835	2009	2183
54 (137.2)	566	548	652	715	796	866	1015	1144	1243	1312	1514	1629	1729	1829	2019	2208	2398
60 (152.4)	620	603	714	778	858	948	1112	1243	1349	1429	1644	1773	1882	1990	2198	2406	2614
66 (167.7)	666	648	762	832	924	1036	1215	1359	1479	1574	1793	1931	2085	2238	2470	2703	2936
72 (182.9)*	726	708	822	891	1000	1126	1317	1482	1570	1670	1904	2056	2184	2314	2556	2799	3041
78 (198.2)*	746	727	846	916	1028	1163	1354	1523	1624	1785	2033	2197	2333	2467	2724	2980	3237
84 (213.4)	799	779	900	970	1104	1245	1427	1556	1734	1918	2174	2344	2491	2637	2912	3186	3462
90 (228.6)	853	834	957	1028	1166	1318	1510	1644	1845	2032	2284	2497	2654	2811	3104	3397	3689
96 (243.9)	881	865	986	1059	1218	1378	1586	1750	1968	2160	2448	2649	2838	3026	3343	3659	3975
102 (259.1)	922	904	1040	1120	1297	1469	1687	1858	2083	2298	2595	2794	2995	3194	3527	3861	4193
108 (274.4)	967	949	1090	1175	1358	1540	1773	1950	2194	2416	2618	2819	3021	3221	3558	3894	4231
114 (289.6)	1006	986	1151	1243	1432	1625	1865	2062	2306	2546	2759	2970	3183	3395	3747	4101	4454
120 (304.8)	1054	1034	1202	1297	1501	1703	1954	2121	2416	2637	2857	3095	3331	3571	3942	4314	4685

Add Surcharge to Blind Price

Cordless Lift*	\$112 (single blind)	224 (multiple blinds)
----------------	----------------------	-----------------------

*Cordless lift blinds are available in the outlined area above; multiple blinds on one headrail required for cordless lift blinds over 84" (213.4 cm) wide. Cordless lift maximum height 78" (198.1 cm) for Cherry and Maple; 68" (172.7 cm) for Walnut.

NoHoles™ or cloth tapes (see cloth tape section for color selection)

Height up to inches (cm) ↓	Width up to inches (cm) →																
	12 (30.5)	24 (61.0)	32 (81.3)	36 (91.5)	42 (106.7)	48 (122.0)	54 (137.2)	60 (152.4)	66 (167.7)	72 (182.9)	78 (198.2)	84 (213.4)	90 (228.6)	96 (243.9)	106 (269.3)	116 (294.7)	120 (304.8)
30 (76.2)	\$447	424	511	564	614	664	751	880	910	940	1134	1208	1277	1348	1487	1626	1765
36 (91.5)	505	483	573	624	684	741	860	996	1040	1066	1245	1341	1421	1502	1658	1817	1975
42 (106.7)	551	530	628	692	760	825	964	1106	1137	1204	1401	1512	1602	1692	1869	2046	2223
48 (122.0)	591	573	684	756	834	915	1063	1212	1286	1348	1551	1697	1803	1911	2110	2310	2510
54 (137.2)	651	630	750	822	915	996	1167	1316	1429	1509	1741	1873	1988	2103	2322	2539	2758
60 (152.4)	713	693	821	895	987	1090	1279	1429	1551	1643	1891	2039	2164	2289	2528	2767	3006
66 (167.7)	766	745	876	957	1063	1191	1397	1563	1701	1810	2062	2221	2398	2574	2841	3108	3376
72 (182.9)	835	814	945	1025	1150	1295	1515	1704	1806	1921	2190	2364	2512	2661	2939	3219	3497
78 (198.2)	858	836	973	1053	1182	1337	1557	1751	1868	2053	2338	2527	2683	2837	3133	3427	3723
84 (213.4)	919	896	1035	1116	1270	1432	1641	1789	1994	2206	2500	2696	2865	3033	3349	3664	3981
90 (228.6)	981	959	1101	1182	1341	1516	1737	1891	2122	2337	2627	2872	3052	3233	3570	3907	4242
96 (243.9)	1013	995	1134	1218	1401	1585	1824	2013	2263	2484	2815	3046	3264	3480	3844	4208	4571
102 (259.1)	1060	1040	1196	1288	1492	1689	1940	2137	2395	2643	2984	3213	3444	3673	4056	4440	4822
108 (274.4)	1112	1091	1254	1351	1562	1771	2039	2243	2523	2778	3011	3242	3474	3704	4092	4478	4866
114 (289.6)	1157	1134	1324	1429	1647	1869	2145	2371	2652	2928	3173	3416	3660	3904	4309	4716	5122
120 (304.8)	1212	1189	1382	1492	1726	1958	2247	2439	2778	3033	3286	3559	3831	4107	4533	4961	5388

NOTE: Due to weight limitations, blinds to right of heavy line will be manufactured as two or three blinds on one headrail. Single blinds over 43 square feet (4.0 m²) will be heavy and difficult to lift and may have light gaps toward the bottom of the blind.

Colors

- Cherry C007
- Maple M007
- Walnut W007

NOTE: Color of wood may vary slightly due to the natural characteristics of wood. See wood characteristics section for more information. These authentic hardwood blinds will undergo a degree of color change over time, further enhancing the beauty of the wood.

Price Charts

Price Group J and K: Elite Wood Specialty Shape Blinds

Price Group J: arched blinds, angle top or bottom, trapezoid, triangle, octagon

Height up to inches (cm) ↓	Width up to inches (cm) →												
	24 (61.0)	32 (81.3)	36 (91.5)	42 (106.7)	48 (122.0)	54 (137.2)	60 (152.4)	66 (167.7)	72 (182.9)	78 (198.2)	84 (213.4)	90 (228.6)	96 (243.9)
30 (76.2)	\$1894	1923	1957	1984	2013	2042	2074	2102	2131	2160	2192	2221	2250
36 (91.5)	1911	1942	1980	2013	2045	2078	2115	2147	2181	2214	2250	2282	2314
42 (106.7)	1927	1964	2006	2042	2079	2115	2157	2192	2229	2265	2307	2343	2380
48 (122.0)	1944	1984	2031	2071	2112	2153	2198	2237	2280	2320	2365	2406	2445
54 (137.2)	1963	2007	2057	2102	2147	2192	2243	2287	2334	2379	2429	2473	2518
60 (152.4)	1978	2028	2083	2131	2181	2229	2284	2332	2382	2432	2487	2581	2689
66 (167.7)	1995	2049	2107	2160	2214	2267	2325	2377	2432	2504	2623	2746	2867
72 (182.9)	2011	2071	2131	2188	2246	2303	2366	2423	2481	2648	2777	2908	3035
78 (198.2)	2027	2090	2157	2217	2279	2341	2408	2468	2531	2793	2929	3071	3255
84 (213.4)	2045	2109	2181	2246	2312	2377	2449	2513	2580	2929	3078	3276	3430
90 (228.6)	2061	2131	2207	2274	2344	2415	2488	2558	2630	3071	3276	3441	3607
96 (243.9)	2078	2150	2229	2303	2377	2451	2530	2602	2678	3255	3430	3606	3788
102 (259.1)	2093	2172	2255	2332	2411	2488	2571	2650	2729	3399	3585	3776	3963
108 (274.4)	2109	2192	2280	2361	2444	2524	2612	2695	2839	3541	3738	3939	4140
114 (289.6)	2128	2214	2305	2389	2475	2561	2653	2760	2970	3685	3894	4106	4317
120 (304.8)	2143	2233	2329	2418	2508	2599	2695	2882	3105	3828	4049	4269	4492

Template service fee: \$25 net

Price Group K: circle, oval

Diameter up to inches (cm) →									
	24 (61.0)	32 (81.3)	36 (91.5)	42 (106.7)	48 (122.0)	54 (137.2)	60 (152.4)	66 (167.7)	120 (304.8)
	\$4371	4424	4516	4641	4742	4902	5023	5152	5359

Template service fee: \$25 net

Colors

2" (5.1 cm) Paint Colors

Almond	1724	Dover White	1683
Angora	1052	Ivory	1325
Antique White	1026	Manatee	1765
Base Black	1767	Overcast	1764
Base White	1051	Snowflake	1603
Crisp White	1712	Stucco	1963
Custom Color	CUSP		

2" (5.1 cm) Stain Colors

Cappuccino	1546	Horseshoe	1760
Cherry Wood	1014	Knotty Pine	1515
Cognac	1465	Light Pecan	1020
Custom Color	CUSS	Natural	1007
Dark Cherry	1316	Peru	1688
Dark Walnut	1641	Pickled White	1762
Espresso	1716	Saddle Brown	1694
Golden Oak	1030	Sienna	1685
Harbor Grey	1761	Truffle	1054
Henna	1949	Walnut	1012
Homestead Oak	1943	Wheat	1710
Honey Maple	1013		

NOTE: Color of wood may vary slightly due to the natural characteristics of wood. See wood characteristics section for more information. Use appropriate Traditions® color numbers for 1" (2.6 cm) and 2 1/8" (6.1 cm) slats, see price charts for those products.

Price Charts

Price Group L: Traditions® 2" (5.1 cm) Composite Blinds

2" (5.1 cm) standard blind and 2" (5.1 cm) cordless lift blind

Height up to inches (cm) ↓	Width up to inches (cm) →																
	12 (30.5)	24 (61.0)	32 (81.3)	36 (91.5)	42 (106.7)	48 (122.0)	54 (137.2)	60 (152.4)	66 (167.7)*	72 (182.9)	78 (198.2)	84 (213.4)	90 (228.6)	96 (243.9)	106 (269.3)	116 (294.7)	120 (304.8)
30 (76.2)	\$115	98	116	138	151	162	181	214	222	230	277	294	314	328	363	398	434
36 (91.5)	130	113	132	154	167	180	209	241	254	260	315	326	348	368	407	446	485
42 (106.7)	141	122	146	168	185	201	234	269	277	293	342	370	394	413	456	500	543
48 (122.0)	152	133	159	182	203	222	259	296	314	328	379	414	443	468	516	565	613
54 (137.2)	164	148	172	200	223	241	285	321	348	370	425	457	488	513	567	620	674
60 (152.4)	180	162	190	216	239	264	313	347	379	402	461	498	532	557	616	675	734
66 (167.7)	193	173	204	232	259	290	341	383	414	441	503	541	600	627	692	756	820
72 (182.9)*	212	195	216	251	279	315	370	415	440	470	534	576	618	648	716	785	854
78 (198.2)	216	199	223	258	287	325	379	428	452	500	571	616	659	693	765	837	911
84 (213.4)	230	213	236	270	310	350	401	437	488	540	609	659	704	741	819	897	975
90 (228.6)*	246	227	253	289	326	370	423	461	518	569	641	702	752	788	871	955	1038
96 (243.9)	254	235	261	297	342	386	444	491	553	605	687	745	794	835	924	1013	1101
102 (259.1)	265	249	275	315	365	412	473	522	583	645	727	788	845	888	981	1074	1167
108 (274.4)	277	260	286	329	380	434	498	547	615	677	762	827	887	928	1026	1124	1222
114 (289.6)	288	270	299	348	402	455	523	578	646	715	807	870	930	978	1080	1182	1284
120 (304.8)	304	285	314	365	420	479	548	596	679	747	838	911	977	1025	1132	1240	1347

Add Surcharge to Blind Price

Cordless Lift*	\$112 (single blind)	224 (multiple blinds)
----------------	----------------------	-----------------------

*Cordless lift blinds are available in the outlined area above; multiple blinds on one headrail required for cordless lift blinds over 66" (167.6 cm) wide. Cordless lift maximum height 72" (182.9 cm); maximum 29 square feet (2.7 m²).

2" (5.1 cm) slats with NoHoles™ or cloth tapes (see cloth tape section for color selection)

Height up to inches (cm) ↓	Width up to inches (cm) →																
	12 (30.5)	24 (61.0)	32 (81.3)	36 (91.5)	42 (106.7)	48 (122.0)	54 (137.2)	60 (152.4)	66 (167.7)	72 (182.9)	78 (198.2)	84 (213.4)	90 (228.6)	96 (243.9)	106 (269.3)	116 (294.7)	120 (304.8)
30 (76.2)	\$132	113	133	159	174	186	208	246	255	265	319	338	361	377	417	458	499
36 (91.5)	150	130	152	177	192	207	240	277	292	299	362	375	400	423	468	513	558
42 (106.7)	162	140	168	193	213	231	269	309	319	337	393	426	453	475	524	575	624
48 (122.0)	175	153	183	209	233	255	298	340	361	377	436	476	509	538	593	650	705
54 (137.2)	189	170	198	230	256	277	328	369	400	426	489	526	561	590	652	713	775
60 (152.4)	207	186	219	248	275	304	360	399	436	462	530	573	612	641	708	776	844
66 (167.7)	222	199	235	267	298	334	392	440	476	507	578	622	690	721	796	869	943
72 (182.9)	244	224	248	289	321	362	426	477	506	541	614	662	711	745	823	903	982
78 (198.2)	248	229	256	297	330	374	436	492	520	575	657	708	758	797	880	963	1048
84 (213.4)	265	245	271	311	357	403	461	503	561	621	700	758	810	852	942	1032	1121
90 (228.6)	283	261	291	332	375	426	486	530	596	654	737	807	865	906	1002	1098	1194
96 (243.9)	292	270	300	342	393	444	511	565	636	696	790	857	913	960	1063	1165	1266
102 (259.1)	305	286	316	362	420	474	544	600	670	742	836	906	972	1021	1128	1235	1342
108 (274.4)	319	299	329	378	437	499	573	629	707	779	876	951	1020	1067	1180	1293	1405
114 (289.6)	331	311	344	400	462	523	601	665	743	822	928	1001	1070	1125	1242	1359	1477
120 (304.8)	350	328	361	420	483	551	630	685	781	859	964	1048	1124	1179	1302	1426	1549

NOTE: Due to weight limitations, blinds to right of heavy line will be manufactured as two or three blinds on one headrail.

Single blinds over 43 square feet (4.0 m²) will be heavy and difficult to lift and may have light gaps toward the bottom of the blind.

Colors

Antique White	2026	Streaked Cream	2715
Arctic White	2539	Streaked Prairie	2787
Designer White	2055	Streaked Sandstone	2686
Snowflake	2603	Swiss Coffee	2692

Price Charts

Price Group M: Traditions® 2½" (6.4 cm) Double Bevel Composite Blinds

2½" (6.4 cm) standard blind

Height up to inches (cm) ↓	Width up to inches (cm) →																
	12 (30.5)	24 (61.0)	32 (81.3)	36 (91.5)	42 (106.7)	48 (122.0)	54 (137.2)	60 (152.4)	66 (167.7)	72 (182.9)	78 (198.2)	84 (213.4)	90 (228.6)	96 (243.9)	106 (269.3)	116 (294.7)	120 (304.8)
30 (76.2)	\$153	137	160	190	209	225	252	299	307	318	383	410	435	456	503	551	599
36 (91.5)	171	155	183	213	231	251	289	335	353	361	436	454	482	508	561	614	667
42 (106.7)	190	170	202	234	257	278	326	375	383	408	474	513	545	571	630	690	749
48 (122.0)	202	184	220	254	279	307	360	412	435	456	527	573	616	649	717	785	854
54 (137.2)	221	205	240	276	309	335	394	443	482	513	591	633	678	713	786	860	934
60 (152.4)	245	225	263	301	334	367	431	480	527	558	641	691	741	775	857	939	1021
66 (167.7)	259	241	281	324	360	406	473	531	573	612	698	750	830	868	959	1050	1141
72 (182.9)	284	267	301	345	388	436	513	575	609	651	743	798	857	900	995	1090	1185
78 (198.2)	292	274	309	356	398	453	527	594	627	694	791	856	915	959	1059	1160	1260
84 (213.4)	315	298	328	377	428	486	556	603	678	749	845	915	978	1025	1131	1238	1344
90 (228.6)	334	317	352	401	454	513	589	641	717	788	890	975	1040	1093	1206	1319	1432
96 (243.9)	345	327	362	414	474	537	617	680	768	840	953	1031	1103	1159	1280	1400	1522
102 (259.1)	359	341	381	436	505	569	653	723	807	895	1008	1093	1173	1230	1357	1482	1609
108 (274.4)	377	361	397	459	529	600	691	757	854	941	1057	1148	1229	1287	1421	1554	1687
114 (289.6)	395	377	416	482	558	632	725	803	896	991	1118	1206	1290	1357	1499	1642	1785
120 (304.8)	412	394	435	505	581	664	758	826	945	1034	1165	1263	1355	1422	1571	1720	1869

2½" (6.4 cm) slats with NoHoles™ or cloth tapes (see cloth tape section for color selection)

Height up to inches (cm) ↓	Width up to inches (cm) →																
	12 (30.5)	24 (61.0)	32 (81.3)	36 (91.5)	42 (106.7)	48 (122.0)	54 (137.2)	60 (152.4)	66 (167.7)	72 (182.9)	78 (198.2)	84 (213.4)	90 (228.6)	96 (243.9)	106 (269.3)	116 (294.7)	120 (304.8)
30 (76.2)	\$176	158	184	219	240	259	290	344	353	366	440	472	500	524	578	634	689
36 (91.5)	197	178	210	245	266	289	332	385	406	415	501	522	554	584	645	706	767
42 (106.7)	219	196	232	269	296	320	375	431	440	469	545	590	627	657	725	794	861
48 (122.0)	232	212	253	292	321	353	414	474	500	524	606	659	708	746	825	903	982
54 (137.2)	254	236	276	317	355	385	453	509	554	590	680	728	780	820	904	989	1074
60 (152.4)	282	259	302	346	384	422	496	552	606	642	737	795	852	891	986	1080	1174
66 (167.7)	298	277	323	373	414	467	544	611	659	704	803	863	955	998	1103	1208	1312
72 (182.9)	327	307	346	397	446	501	590	661	700	749	854	918	986	1035	1144	1254	1363
78 (198.2)	336	315	355	409	458	521	606	683	721	798	910	984	1052	1103	1218	1334	1449
84 (213.4)	362	343	377	434	492	559	639	693	780	861	972	1052	1125	1179	1301	1424	1546
90 (228.6)	384	365	405	461	522	590	677	737	825	906	1024	1121	1196	1257	1387	1517	1647
96 (243.9)	397	376	416	476	545	618	710	782	883	966	1096	1186	1268	1333	1472	1610	1750
102 (259.1)	413	392	438	501	581	654	751	831	928	1029	1159	1257	1349	1415	1561	1704	1850
108 (274.4)	434	415	457	528	608	690	795	871	982	1082	1216	1320	1413	1480	1634	1787	1940
114 (289.6)	454	434	478	554	642	727	834	923	1030	1140	1286	1387	1484	1561	1724	1888	2053
120 (304.8)	474	453	500	581	668	764	872	950	1087	1189	1340	1452	1558	1635	1807	1978	2149

NOTE: Due to weight limitations, blinds to right of heavy line will be manufactured as two or three blinds on one headrail.
Single blinds over 43 square feet (4.0 m²) will be heavy and difficult to lift and may have light gaps toward the bottom of the blind.

Colors

Antique White9026	Golden Oak	9030
Arctic White9539	Honey Maple	9013
Dark Cherry	9316	Snowflake	9603
Designer White	9055		

Price Charts

Price Group N: Lake Forest® 2" (5.1 cm) Premium Faux Wood Blinds

2" (5.1 cm) standard blind and 2" (5.1 cm) cordless lift blind

Height up to inches (cm) ↓	Width up to inches (cm) →																
	12 (30.5)	24 (61.0)	32 (81.3)	36 (91.5)	42 (106.7)	48 (122.0)	54 (137.2)	60 (152.4)	66 (167.7)*	72 (182.9)	78 (198.2)	84 (213.4)	90 (228.6)	96 (243.9)	106 (269.3)	116 (294.7)	120 (304.8)
30 (76.2)	\$106	90	106	126	139	148	167	198	203	209	254	270	287	302	335	367	400
36 (91.5)	120	104	119	141	153	165	192	220	233	241	288	300	319	335	370	406	442
42 (106.7)	129	112	135	153	170	185	215	247	254	269	313	339	360	376	417	458	499
48 (122.0)	139	120	148	168	187	203	237	271	287	302	348	379	407	426	471	516	561
54 (137.2)	153	137	157	184	204	220	260	294	319	339	389	419	447	470	520	570	620
60 (152.4)	164	148	171	200	219	244	285	318	348	367	422	456	487	511	565	619	673
66 (167.7)	176	160	189	212	237	268	311	349	379	403	460	496	547	574	634	695	755
72 (182.9)*	193	174	200	226	256	289	339	380	403	428	489	527	566	594	656	718	780
78 (198.2)	199	181	204	235	262	298	348	392	416	459	523	565	602	642	709	776	844
84 (213.4)	214	198	217	251	284	319	365	399	447	493	559	602	648	695	767	839	912
90 (228.6)*	224	208	232	262	300	340	388	422	473	522	585	651	717	782	864	946	1027
96 (243.9)	235	217	241	272	313	355	407	450	507	556	628	703	777	850	939	1029	1119
102 (259.1)	243	224	253	288	330	376	431	477	533	591	645	727	808	888	983	1078	1173
108 (274.4)	257	241	261	304	349	395	456	501	565	628	694	756	819	898	993	1089	1185
114 (289.6)	266	250	275	319	368	417	479	529	579	638	698	772	846	920	1017	1114	1211
120 (304.8)	275	259	288	330	386	438	502	544	588	654	723	791	860	927	1025	1123	1221

Add Surcharge to Blind Price

Cordless Lift*	\$112 (single blind)	224 (multiple blinds)
----------------	----------------------	-----------------------

*Cordless lift blinds are available in the outlined area above; multiple blinds on one headrail required for cordless lift blinds over 63" (160.0 cm) wide. Cordless lift maximum height 72" (182.9 cm).

2" (5.1 cm) slats with NoHoles™ or cloth tapes (see cloth tape section for color selection)

Height up to inches (cm) ↓	Width up to inches (cm) →																
	12 (30.5)	24 (61.0)	32 (81.3)	36 (91.5)	42 (106.7)	48 (122.0)	54 (137.2)	60 (152.4)	66 (167.7)	72 (182.9)	78 (198.2)	84 (213.4)	90 (228.6)	96 (243.9)	106 (269.3)	116 (294.7)	120 (304.8)
30 (76.2)	\$122	104	122	145	160	170	192	228	233	240	292	311	330	347	385	422	460
36 (91.5)	138	120	137	162	176	190	221	253	268	277	331	345	367	385	426	467	508
42 (106.7)	148	129	155	176	196	213	247	284	292	309	360	390	414	432	480	527	574
48 (122.0)	160	138	170	193	215	233	273	312	330	347	400	436	468	490	542	593	645
54 (137.2)	176	158	181	212	235	253	299	338	367	390	447	482	514	541	598	656	713
60 (152.4)	189	170	197	230	252	281	328	366	400	422	485	524	560	588	650	712	774
66 (167.7)	202	184	217	244	273	308	358	401	436	463	529	570	629	660	729	799	868
72 (182.9)	222	200	230	260	294	332	390	437	463	492	562	606	651	683	754	826	897
78 (198.2)	229	208	235	270	301	343	400	451	478	528	601	650	692	738	815	892	971
84 (213.4)	246	228	250	289	327	367	420	459	514	567	643	692	745	799	882	965	1049
90 (228.6)	258	239	267	301	345	391	446	485	544	600	673	749	825	899	994	1088	1181
96 (243.9)	270	250	277	313	360	408	468	518	583	639	722	808	894	978	1080	1183	1287
102 (259.1)	279	258	291	331	380	432	496	549	613	680	742	836	929	1021	1130	1240	1349
108 (274.4)	296	277	300	350	401	454	524	576	650	722	798	869	942	1033	1142	1252	1363
114 (289.6)	306	288	316	367	423	480	551	608	666	734	803	888	973	1058	1170	1281	1393
120 (304.8)	316	298	331	380	444	504	577	626	676	752	831	910	989	1066	1179	1291	1404

NOTE: Due to weight limitations, blinds to right of heavy line will be manufactured as two or three blinds on one headrail.
Single blinds over 43 square feet (4.0 m²) will be heavy and difficult to lift and may have light gaps toward the bottom of the blind.

Colors

Cognac	2465	Phantom	2707
Dark Cherry	2316	Saddle Brown	2694
Golden Oak	2030	Sienna	2685
Honey Maple	2013	Walnut	2012
Morel	2706	Wheat	2710
Natural	2007		

Price Charts

Price Group O: Lake Forest® 2½" (6.4 cm) Premium Faux Wood Blinds

2½" (6.4 cm) standard blind and 2½" (6.4 cm) cordless lift blind

Height up to inches (cm) ↓	Width up to inches (cm) →																
	12 (30.5)	24 (61.0)	32 (81.3)	36 (91.5)	42 (106.7)	48 (122.0)	54 (137.2)	60 (152.4)	66 (167.7)*	72 (182.9)	78 (198.2)	84 (213.4)	90 (228.6)	96 (243.9)	106 (269.3)	116 (294.7)	120 (304.8)
30 (76.2)	\$122	104	122	145	160	170	192	228	233	240	292	311	330	347	385	422	460
36 (91.5)	138	120	137	162	176	190	221	253	268	277	331	345	367	385	426	467	508
42 (106.7)	148	129	155	176	196	213	247	284	292	309	360	390	414	432	480	527	574
48 (122.0)	160	138	170	193	215	233	273	312	330	347	400	436	468	490	542	593	645
54 (137.2)	176	158	181	212	235	253	299	338	367	390	447	482	514	541	598	656	713
60 (152.4)	189	170	197	230	252	281	328	366	400	422	485	524	560	588	650	712	774
66 (167.7)	202	184	217	244	273	308	358	401	436	463	529	570	629	660	729	799	868
72 (182.9)*	222	200	230	260	294	332	390	437	463	492	562	606	651	683	754	826	897
78 (198.2)	229	208	235	270	301	343	400	451	478	528	601	650	692	738	815	892	971
84 (213.4)	246	228	250	289	327	367	420	459	514	567	643	692	745	799	882	965	1049
90 (228.6)*	258	239	267	301	345	391	446	485	544	600	673	749	825	899	994	1088	1181
96 (243.9)	270	250	277	313	360	408	468	518	583	639	722	808	894	978	1080	1183	1287
102 (259.1)	279	258	291	331	380	432	496	549	613	680	742	836	929	1021	1130	1240	1349
108 (274.4)	296	277	300	350	401	454	524	576	650	722	798	869	942	1033	1142	1252	1363
114 (289.6)	306	288	316	367	423	480	551	608	666	734	803	888	973	1058	1170	1281	1393
120 (304.8)	316	298	331	380	444	504	577	626	676	752	831	910	989	1066	1179	1291	1404

Add Surcharge to Blind Price

Cordless Lift*	\$112 (single blind)	224 (multiple blinds)
----------------	----------------------	-----------------------

*Cordless lift blinds are available in the outlined area above; multiple blinds on one headrail required for cordless lift blinds over 63" (160.0 cm) wide. Cordless lift maximum height 72" (182.9 cm).

2½" (6.4 cm) slats with NoHoles™ or cloth tapes (see cloth tape section for color selection)

Height up to inches (cm) ↓	Width up to inches (cm) →																
	12 (30.5)	24 (61.0)	32 (81.3)	36 (91.5)	42 (106.7)	48 (122.0)	54 (137.2)	60 (152.4)	66 (167.7)	72 (182.9)	78 (198.2)	84 (213.4)	90 (228.6)	96 (243.9)	106 (269.3)	116 (294.7)	120 (304.8)
30 (76.2)	\$140	120	140	167	184	196	221	262	268	276	336	358	380	399	443	485	529
36 (91.5)	159	138	158	186	202	219	254	291	308	319	381	397	422	443	490	537	584
42 (106.7)	170	148	178	202	225	245	284	327	336	355	414	449	476	497	552	606	660
48 (122.0)	184	159	196	222	247	268	314	359	380	399	460	501	538	564	623	682	742
54 (137.2)	202	182	208	244	270	291	344	389	422	449	514	554	591	622	688	754	820
60 (152.4)	217	196	227	265	290	323	377	421	460	485	558	603	644	676	748	819	890
66 (167.7)	232	212	250	281	314	354	412	461	501	532	608	656	723	759	838	919	998
72 (182.9)	255	230	265	299	338	382	449	503	532	566	646	697	749	785	867	950	1032
78 (198.2)	263	239	270	311	346	394	460	519	550	607	691	748	796	849	937	1026	1117
84 (213.4)	283	262	288	332	376	422	483	528	591	652	739	796	857	919	1014	1110	1206
90 (228.6)	297	275	307	346	397	450	513	558	626	690	774	861	949	1034	1143	1251	1358
96 (243.9)	311	288	319	360	414	469	538	596	670	735	830	929	1028	1125	1242	1360	1480
102 (259.1)	321	297	335	381	437	497	570	631	705	782	853	961	1068	1174	1300	1426	1551
108 (274.4)	340	319	345	403	461	522	603	662	748	830	918	999	1083	1188	1313	1440	1567
114 (289.6)	352	331	363	422	486	552	634	699	766	844	923	1021	1119	1217	1346	1473	1602
120 (304.8)	363	343	381	437	511	580	664	720	777	865	956	1047	1137	1226	1356	1485	1615

NOTE: Due to weight limitations, blinds to right of heavy line will be manufactured as two or three blinds on one headrail.
Single blinds over 43 square feet (4.0 m²) will be heavy and difficult to lift and may have light gaps toward the bottom of the blind.

Colors

Cognac7465	Phantom 7707
Dark Cherry7316	Saddle Brown 7694
Golden Oak7030	Sienna 7685
Honey Maple7013	Walnut 7012
Morel7706	Wheat 7710
Natural7007	

Price Charts

Price Group P: Lake Forest® 2" (5.1 cm) Faux Wood Blinds

2" (5.1 cm) standard blind and 2" (5.1 cm) cordless lift blind

Height up to inches (cm) ↓	Width up to inches (cm) →																
	12 (30.5)	24 (61.0)	32 (81.3)	36 (91.5)	42 (106.7)	48 (122.0)	54 (137.2)	60 (152.4)	66 (167.7)*	72 (182.9)	78 (198.2)	84 (213.4)	90 (228.6)	96 (243.9)	106 (269.3)	116 (294.7)	120 (304.8)
30 (76.2)	\$101	85	99	116	128	138	156	181	190	195	235	251	264	277	307	337	366
36 (91.5)	112	96	111	131	142	153	175	204	216	220	266	276	297	310	344	377	411
42 (106.7)	120	104	122	142	158	170	199	227	235	250	290	313	333	350	387	423	460
48 (122.0)	129	112	138	157	171	190	219	252	264	277	321	352	375	395	437	478	520
54 (137.2)	142	123	146	168	191	204	243	271	297	313	360	388	415	434	478	523	568
60 (152.4)	154	138	159	185	203	224	263	295	321	340	391	422	452	472	522	572	622
66 (167.7)	165	149	172	198	219	248	288	323	352	372	425	459	507	531	587	642	697
72 (182.9)*	180	163	185	211	237	268	313	354	372	399	454	487	524	551	609	667	725
78 (198.2)	185	167	191	217	245	275	321	363	385	424	483	523	559	593	654	715	776
84 (213.4)	199	181	201	231	262	297	339	368	415	456	516	559	600	643	709	775	842
90 (228.6)*	210	194	215	245	276	314	359	391	438	481	542	602	664	724	799	873	948
96 (243.9)	217	201	220	253	290	327	375	417	469	514	582	651	720	786	869	952	1034
102 (259.1)	224	208	233	266	307	350	401	443	496	547	597	672	748	823	910	997	1083
108 (274.4)	238	220	244	279	323	366	422	464	523	582	642	699	759	832	920	1008	1095
114 (289.6)	247	228	255	297	341	386	445	489	536	591	646	714	783	851	939	1028	1117
120 (304.8)	258	242	266	307	358	406	466	505	544	607	670	732	795	860	950	1039	1129

Add Surcharge to Blind Price

Cordless Lift*	\$112 (single blind)	224 (multiple blinds)
----------------	----------------------	-----------------------

*Cordless lift blinds are available in the outlined area above; multiple blinds on one headrail required for cordless lift blinds over 63" (160.0 cm) wide. Cordless lift maximum height 72" (182.9 cm).

2" (5.1 cm) slats with NoHoles™ or cloth tapes (see cloth tape section for color selection)

Height up to inches (cm) ↓	Width up to inches (cm) →																
	12 (30.5)	24 (61.0)	32 (81.3)	36 (91.5)	42 (106.7)	48 (122.0)	54 (137.2)	60 (152.4)	66 (167.7)	72 (182.9)	78 (198.2)	84 (213.4)	90 (228.6)	96 (243.9)	106 (269.3)	116 (294.7)	120 (304.8)
30 (76.2)	\$116	98	114	133	147	159	179	208	219	224	270	289	304	319	353	388	421
36 (91.5)	129	110	128	151	163	176	201	235	248	253	306	317	342	357	396	434	473
42 (106.7)	138	120	140	163	182	196	229	261	270	288	334	360	383	403	445	486	529
48 (122.0)	148	129	159	181	197	219	252	290	304	319	369	405	431	454	503	550	598
54 (137.2)	163	141	168	193	220	235	279	312	342	360	414	446	477	499	550	601	653
60 (152.4)	177	159	183	213	233	258	302	339	369	391	450	485	520	543	600	658	715
66 (167.7)	190	171	198	228	252	285	331	371	405	428	489	528	583	611	675	738	802
72 (182.9)	207	187	213	243	273	308	360	407	428	459	522	560	603	634	700	767	834
78 (198.2)	213	192	220	250	282	316	369	417	443	488	555	601	643	682	752	822	892
84 (213.4)	229	208	231	266	301	342	390	423	477	524	593	643	690	739	815	891	968
90 (228.6)	242	223	247	282	317	361	413	450	504	553	623	692	764	833	919	1004	1090
96 (243.9)	250	231	253	291	334	376	431	480	539	591	669	749	828	904	999	1095	1189
102 (259.1)	258	239	268	306	353	403	461	509	570	629	687	773	860	946	1047	1147	1245
108 (274.4)	274	253	281	321	371	421	485	534	601	669	738	804	873	957	1058	1159	1259
114 (289.6)	284	262	293	342	392	444	512	562	616	680	743	821	900	979	1080	1182	1285
120 (304.8)	297	278	306	353	412	467	536	581	626	698	771	842	914	989	1093	1195	1298

NOTE: Due to weight limitations, blinds to right of heavy line will be manufactured as two or three blinds on one headrail. Single blinds over 43 square feet (4.0 m²) will be heavy and difficult to lift and may have light gaps toward the bottom of the blind.

Colors

Almond5724	Nutmeg5264
Buttermilk5078	Textured Buttermilk*5953
Cherry5655	Textured Coconut*5299
Coconut5630	Textured Milky Way*5304
Marshmallow5742	Textured White*5951
Milky Way5058	White5035
Natural5007		

*Classic valance will be textured to coordinate with textured slats. Majestic valance will be color coordinated in a smooth finish.

Price Charts

Price Group Q: Lake Forest® 2½" (6.4 cm) Faux Wood Blinds

2½" (6.4 cm) standard blind and 2½" (6.4 cm) cordless lift blind

Height up to inches (cm) ↓	Width up to inches (cm) →																
	12 (30.5)	24 (61.0)	32 (81.3)	36 (91.5)	42 (106.7)	48 (122.0)	54 (137.2)	60 (152.4)	66 (167.7)*	72 (182.9)	78 (198.2)	84 (213.4)	90 (228.6)	96 (243.9)	106 (269.3)	116 (294.7)	120 (304.8)
30 (76.2)	\$116	98	114	133	147	159	179	208	219	224	270	289	304	319	353	388	421
36 (91.5)	129	110	128	151	163	176	201	235	248	253	306	317	342	357	396	434	473
42 (106.7)	138	120	140	163	182	196	229	261	270	288	334	360	383	403	445	486	529
48 (122.0)	148	129	159	181	197	219	252	290	304	319	369	405	431	454	503	550	598
54 (137.2)	163	141	168	193	220	235	279	312	342	360	414	446	477	499	550	601	653
60 (152.4)	177	159	183	213	233	258	302	339	369	391	450	485	520	543	600	658	715
66 (167.7)	190	171	198	228	252	285	331	371	405	428	489	528	583	611	675	738	802
72 (182.9)*	207	187	213	243	273	308	360	407	428	459	522	560	603	634	700	767	834
78 (198.2)	213	192	220	250	282	316	369	417	443	488	555	601	643	682	752	822	892
84 (213.4)	229	208	231	266	301	342	390	423	477	524	593	643	690	739	815	891	968
90 (228.6)*	242	223	247	282	317	361	413	450	504	553	623	692	764	833	919	1004	1090
96 (243.9)	250	231	253	291	334	376	431	480	539	591	669	749	828	904	999	1095	1189
102 (259.1)	258	239	268	306	353	403	461	509	570	629	687	773	860	946	1047	1147	1245
108 (274.4)	274	253	281	321	371	421	485	534	601	669	738	804	873	957	1058	1159	1259
114 (289.6)	284	262	293	342	392	444	512	562	616	680	743	821	900	979	1080	1182	1285
120 (304.8)	297	278	306	353	412	467	536	581	626	698	771	842	914	989	1093	1195	1298

Add Surcharge to Blind Price

Cordless Lift*	\$112 (single blind)	224 (multiple blinds)
----------------	----------------------	-----------------------

*Cordless lift blinds are available in the outlined area above; multiple blinds on one headrail required for cordless lift blinds over 63" (160.0 cm) wide. Cordless lift maximum height 72" (182.9 cm).

2½" (6.4 cm) slats with NoHoles™ or cloth tapes (see cloth tape section for color selection)

Height up to inches (cm) ↓	Width up to inches (cm) →																
	12 (30.5)	24 (61.0)	32 (81.3)	36 (91.5)	42 (106.7)	48 (122.0)	54 (137.2)	60 (152.4)	66 (167.7)	72 (182.9)	78 (198.2)	84 (213.4)	90 (228.6)	96 (243.9)	106 (269.3)	116 (294.7)	120 (304.8)
30 (76.2)	\$133	113	131	153	169	183	206	239	252	258	311	332	350	367	406	446	484
36 (91.5)	148	127	147	174	187	202	231	270	285	291	352	365	393	411	455	499	544
42 (106.7)	159	138	161	187	209	225	263	300	311	331	384	414	440	463	512	559	608
48 (122.0)	170	148	183	208	227	252	290	334	350	367	424	466	496	522	578	633	688
54 (137.2)	187	162	193	222	253	270	321	359	393	414	476	513	549	574	633	691	751
60 (152.4)	204	183	210	245	268	297	347	390	424	450	518	558	598	624	690	757	822
66 (167.7)	219	197	228	262	290	328	381	427	466	492	562	607	670	703	776	849	922
72 (182.9)	238	215	245	279	314	354	414	468	492	528	600	644	693	729	805	882	959
78 (198.2)	245	221	253	288	324	363	424	480	509	561	638	691	739	784	865	945	1026
84 (213.4)	263	239	266	306	346	393	449	486	549	603	682	739	794	850	937	1025	1113
90 (228.6)	278	256	284	324	365	415	475	518	580	636	716	796	879	958	1057	1155	1254
96 (243.9)	288	266	291	335	384	432	496	552	620	680	769	861	952	1040	1149	1259	1367
102 (259.1)	297	275	308	352	406	463	530	585	656	723	790	889	989	1088	1204	1319	1432
108 (274.4)	315	291	323	369	427	484	558	614	691	769	849	925	1004	1101	1217	1333	1448
114 (289.6)	327	301	337	393	451	511	589	646	708	782	854	944	1035	1126	1242	1359	1478
120 (304.8)	342	320	352	406	474	537	616	668	720	803	887	968	1051	1137	1257	1374	1493

NOTE: Due to weight limitations, blinds to right of heavy line will be manufactured as two or three blinds on one headrail. Single blinds over 43 square feet (4.0 m²) will be heavy and difficult to lift and may have light gaps toward the bottom of the blind.

Colors

Buttermilk7078	Marshmallow7742
Coconut7630	Milky Way7058
Coconut Textured*7299	White7035

*Classic valance will be textured to coordinate with textured slats. Majestic valance will be color coordinated in a smooth finish.

Options Pricing

Options Pricing	
Option	Surcharge
Accent Color (valance/bottomrail)	\$51 per blind (Elite blinds and specialty shapes only)
Bay and Corner Window	No charge
Beaded Slat	15% (2" (5.1 cm) Elite blinds only)
Cloth Tapes	See price charts
Cord Management Cleats	Cord winder: \$8 Solid brass cleat: \$10 Antique brass cleat: \$5
Cordless Lift Control	See price charts for surcharge
Custom Color	\$149 net per color
Cut-Outs	\$66
Decorative Tassels	\$35 per blind panel (standard on Elite blinds and specialty shapes)
High Gloss Finish (Elite blinds only)	No charge
Hold Down Brackets	No charge
Incline Wire Blind	Double the price of the blind
Motorized Tilt	See motorization price list
Multiple Blinds on One Headrail	Two or three on one headrail: right of the heavy line on the price charts: no charge Two on one headrail: left of the heavy line on the price charts: \$37 Three on one headrail: left of the heavy line on the price charts: \$51
NoHoles™	See price charts
Projection Brackets (2¾" (7.0 cm) and 4¾" (12.1 cm))	No charge
Ring Tilt (1" (2.6 cm) and 2" (5.1 cm) only)	No charge
Shims (⅜" (0.5 cm))	No charge
Sky Poles	3 to 6½ feet (91.4 to 198.1 cm): \$46 5 to 9½ feet (152.4 to 289.6 cm): \$70
Specialty Shapes	See price charts
Template Fee Service	\$25 net
Valance Keystones	\$22 per keystone
Wood Cornices and Valances	See cornices and valances price list
Wood Vertical Vanes Only	\$21 per foot

Custom Color (Traditions Elite wood blinds only)

- For surcharge, see options pricing

Graber® offers the unique option of custom color either paint or stain. Use the following guidelines when placing your order:

1. Complete the custom color match request form. Forms can be found on swfconnect.com or graberdirect.com.
2. Supply Springs Window Fashions with a color sample labeled with the color name and purchase order number. The sample needs to be at least 2" x 2" (5.1 x 5.1 cm). For best results, submit a 3" x 3" (7.6 x 7.6 cm) color sample.
3. Send the order, along with the request form and color sample to:

Springs Window Fashions
ATTN: Graber Custom Color
33 West 3rd Street, Suite 400
Williamsport, PA 17701
4. Approval of the custom color sample is required on orders of six or more blinds. A sample of the custom color will be sent upon request for orders of less than six blinds. If a custom color sample is not requested, the sample provided will be used to manufacture the wood blinds. If the color sample is to be returned, please note this on your order.
5. Custom color samples will be sent for approval approximately two weeks after receiving the original color sample.
6. Once approval is received, fabrication of the custom color blinds will begin.

Options Pricing

Valances Available with Blinds Order




2 1/2" (6.4 cm) Classic Valance

- 2" (5.1 cm) Traditions® bamboo and barnwood (all controls)
 - Standard, no charge
- 2" (5.1 cm) composite
 - Standard, no charge
- 2" (5.1 cm) composite cordless
 - Optional, no charge
- 2 1/2" (6.4 cm) double bevel composite
 - Standard, no charge
- 2" (5.1 cm) premium faux wood
 - Standard, no charge
- 2" (5.1 cm) faux wood
 - Standard, no charge
- 2 1/2" (6.4 cm) premium faux wood
 - Standard, no charge
- 2 1/2" (6.4 cm) faux wood
 - Standard, no charge
- All faux wood cordless
 - Optional, no charge



3" (7.6 cm) Classic Valance

- 1" (2.5 cm) Traditions wood
 - Standard, no charge
- 1" (2.5 cm) Elite wood
 - Optional, no charge
- 2" (5.1 cm) Traditions wood
 - Standard, no charge
- 2" (5.1 cm) Traditions cordless
 - Optional, no charge
- 2" (5.1 cm) Elite wood (all controls)
 - Optional, no charge
- 2 3/8" (6.1 cm) Traditions wood
 - Standard, no charge
- 2 3/8" (6.1 cm) Traditions cordless
 - Optional, no charge
- 2 3/8" (6.1 cm) Elite wood (all controls)
 - Optional, no charge
- 2 1/2" (6.4 cm) Traditions wood shutter style (all controls)
 - Optional, no charge
- Elite wood verticals
 - Optional, no charge




3" (7.6 cm) Majestic Valance

- 2" (5.1 cm) composite
 - Optional, no charge
- 2" (5.1 cm) composite cordless
 - Standard, no charge
- 2 1/2" (6.4 cm) double bevel composite
 - Optional, no charge
- 2" (5.1 cm) premium faux wood
 - Optional, no charge
- 2" (5.1 cm) faux wood
 - Optional, no charge
- 2 1/2" (6.4 cm) premium faux wood
 - Optional, no charge
- 2 1/2" (6.4 cm) faux wood
 - Optional, no charge
- All faux wood cordless
 - Standard, no charge



3 1/8" (7.9 cm) Beaded Valance

- 1" (2.5 cm) Traditions wood
 - Optional, no charge
- 1" (2.5 cm) Elite wood
 - Optional, no charge
- 2" (5.1 cm) Traditions wood (all controls)
 - Optional, no charge
- 2" (5.1 cm) Elite wood (all controls)
 - Optional, no charge
- 2 3/8" (6.1 cm) Traditions wood (all controls)
 - Optional, no charge
- 2 3/8" (6.1 cm) Elite wood (all controls)
 - Optional, no charge
- 2 1/2" (6.4 cm) Traditions wood shutter style (all controls)
 - Optional, no charge
- Elite wood verticals
 - Optional, no charge
- 2" (5.1 cm) glazed beaded (all controls)
 - Standard, no charge



3 1/2" (8.9 cm) Legacy Valance

- 1" (2.5 cm) Traditions wood
 - Optional, surcharge
- 1" (2.5 cm) Elite wood
 - Optional, no charge
- 2" (5.1 cm) Traditions wood
 - Optional, surcharge
- 2" (5.1 cm) Traditions wood cordless
 - Standard, no charge
- 2" (5.1 cm) Elite wood (all controls)
 - Optional, no charge
- 2" (5.1 cm) Elite authentic American hardwoods
 - Standard, no charge
- 2" (5.1 cm) Traditions distressed wood (all controls)
 - Standard, no charge
- 2 3/8" (6.1 cm) Traditions wood
 - Optional, no charge
- 2 3/8" (6.1 cm) Traditions cordless
 - Standard, no charge
- 2 3/8" (6.1 cm) Elite wood (all controls)
 - Optional, no charge
- 2 1/2" (6.4 cm) Traditions wood shutter style (all controls)
 - Standard, no charge
- Elite wood verticals
 - Optional, no charge



4 1/2" (11.4 cm) Symphony Valance

- 1" (2.5 cm) Traditions wood
 - Optional, surcharge
- 1" (2.5 cm) Elite wood
 - Optional, no charge
- 2" (5.1 cm) Traditions wood (all controls)
 - Optional, surcharge
- 2" (5.1 cm) Elite wood (all controls)
 - Optional, no charge
- 2 3/8" (6.1 cm) Traditions wood (all controls)
 - Optional, surcharge
- 2 3/8" (6.1 cm) Elite wood (all controls)
 - Optional, no charge
- 2 1/2" (6.4 cm) Traditions wood shutter style (all controls)
 - Optional, surcharge
- Elite wood verticals
 - Optional, surcharge



Graber is a brand of Springs Window Fashions, the Best Experience Company 

Graber and the Graber logo are registered trademarks of Springs Window Fashions, LLC.

19-0216-02 (07/17) 17-6037|S17-5220