



Ambiance™ Sheers  
with Room Darkening

kirsch®

Suggested Retail Pricing  
Effective September 2011

## Table of Contents

### Overview

How to Place an Order	3
How to Measure	4
Critical Dimensions	5-6
Light Control Index	6
Finish Index	7
Cleaning Guide	7

### Pricing

Price Group H - Voile	8
Price Group I - Linen and Satinage	9
Price Group J - Boucle Sheer	10

### Product Guide

Features and Benefits	11
Options and Upgrades	11-12
Replacement Headrails	13
Fabric by the Yard	13
Vane Count and Stacking Chart	14
Replacement Vane Packs	15
Exploded View - Cordless Wand Control	16
Exploded View - Cord/Chain Control	17
Terms and Conditions	18
Lifetime Limited Warranty	19

## How to Place an Order

### STEP 1 General Shade Information

Color Number  
Color Description

### STEP 2 Stack Options

One Way, Right or Left  
Dual Stack  
Center Stack  
Reverse Stack (available on cord/chain only)

### STEP 3 Options and Upgrades

*The following options may be available. See individual price page information for detailed availability.*

Cordless Wand Control  
Cord/Chain Control  
BackStacker®  
Valance Upgrade  
Extension Brackets

### STEP 4 Mount Type and Shade Measurement

*See page 4 for measurement instructions.*

Inside or Outside Mount  
WIDTH first, then HEIGHT

### STEP 5 Quantity of Shades Being Ordered

### STEP 6 Delivery Information

Indicate ship to address

### STEP 7 Purchase Order Number

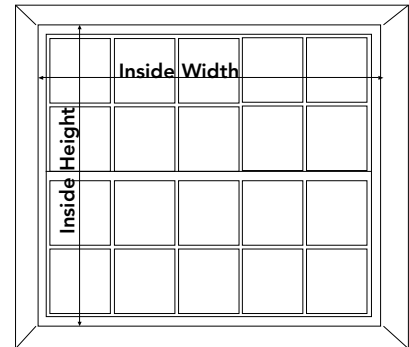
## How to Measure

**NOTE:** Smallest unit of measure is 1/8". Shades installed on windows near wall or baseboard heaters must clear the heaters by 12" above and 6" to the side.

### Inside Mount (IM) Installation - Patio Doors and Windows

**To find width:** Measure the opening across the top where the headrail is to be installed from inside of window frame on left to inside of window frame on right. Round the measurement down to the nearest 1/8". A minimum depth of 2 7/8" is needed to install inside the patio door or window.

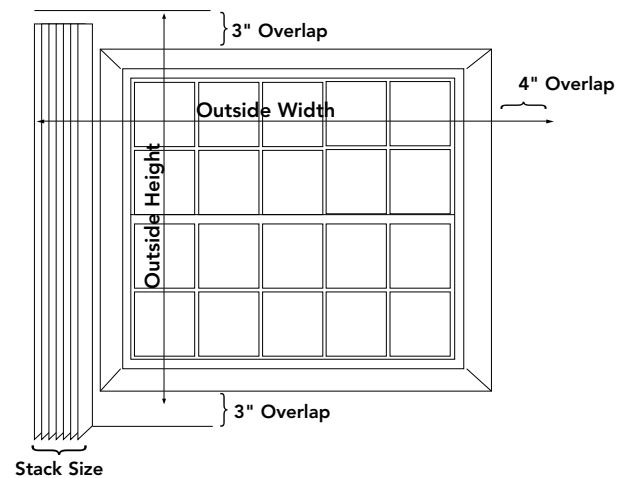
**To find height:** Measure from the inside top of the opening on the left, at the center, and on the right to the sill; round the measurement down to the nearest 1/8" and note the smallest dimension. Do not make any allowances: the factory will make all adjustments so the headrail will fit the opening properly and the vanes will clear the sill by 1/4" to 1/2".



### Outside Mount (OM) Installation - Windows

**To find width:** Measure the width of the area to be covered at the place where the headrail will be installed to the nearest 1/8". Shade should overlap opening at least 4" on each side to ensure privacy. To maintain the maximum view, allow adequate overlap, and consider the stack width. To calculate stack dimensions, consult the Vane Count and Stacking Chart on page 14.

**To find height:** Measure the height of the area to be covered and round down to the nearest 1/8". Shade should extend at least 3" above and 3" below opening or window frame. For installations ceiling to the floor, make adequate allowance for carpeting. Specifying OM measurement means the factory makes no allowances.



### Outside Mount (OM) Installation - Patio Doors

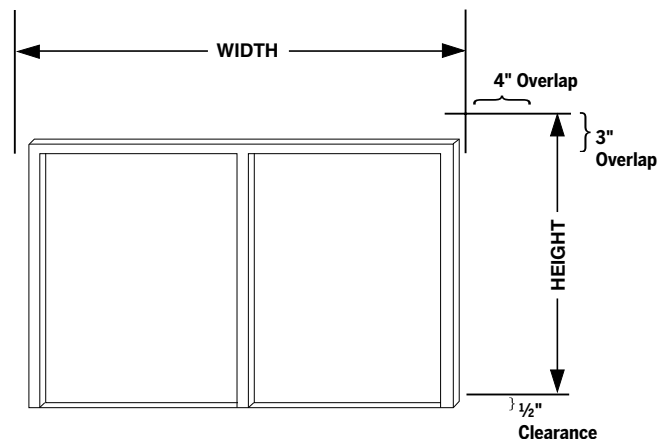
**To find width:** Measure the width of the area to be covered at the place where the headrail will be installed to the nearest 1/8". Shade should overlap opening at least 4" on each side to ensure privacy. To ensure easy access through the door and allow adequate overlap, consider the stack width. To calculate stack dimensions, consult the Vane Count and Stacking Chart on page 14.

**To find height:** Measure the height of the area to be covered and round down to the nearest 1/8". Shade should extend at least 3" above opening or window frame. For installations ceiling to the floor, deduct 1/2" for proper clearance. Specifying OM measurement means the factory makes no allowances.

**NOTE:** Outside Mount installation with required overlaps on top and side of window/door will minimize light gaps and provide better room darkening for Ambiance™ Room Darkening Sheers compared to inside mount option.

### Extension Brackets - Extends from 2" to 4"

Recommended for outside mount only when an obstruction protrudes beyond the window, such as window cranks and other mechanisms. Extension brackets are adjustable. Must request at time of order. See pages 16-17 for part number.



## Critical Dimensions

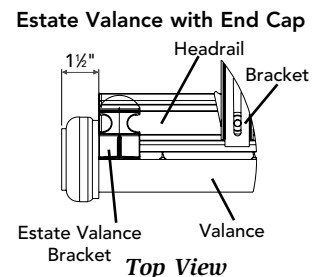
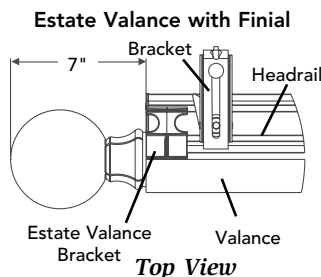
### HEADRAIL DIMENSIONS AND INSTALLATION DEPTH REQUIREMENTS

Headrail is 1 7/8" deep x 1 1/2" high.

Minimum Depth to Install (Headrail will protrude)	Inside Mount	2 7/8"
Flush Mount Headrail	Inside Mount	3 1/2"
Flush Mount Vanes and Fabric Folds (Pleats)	Inside Mount	6 1/4"
Flush Mount Channel Valance	Inside Mount	4 1/8"
Flush Mount Fabric Wrap Valance	Inside Mount	5 1/2"
Minimum Clearance from Wall/Window to Headrail	Inside and Outside Mount	2 3/4"

### ESTATE™ VALANCE CLEARANCE FOR OUTSIDE MOUNT

The Estate Valance with finial requires 7" of clearance for the finial past each end of the headrail or 1 1/2" of clearance for the End Cap finial past each end of the headrail.



\*Estate Valances are available on Outside Mount only.

### SIZE LIMITATIONS


	One Way Minimum Width	Dual Stack Minimum Width	Center Stack Minimum Width	One Way, Dual, and Center Stacks Maximum Width	Minimum Height	Maximum Height
Inside Mount (IM)	13 3/8"	25 7/8"	48"	144"	12"	144"
Outside Mount (OM)	13 3/8"	25 7/8"	48"	144"	12"	144"

### FACTORY DEDUCTIONS

	Inside Mount	Outside Mount
Headrail	- 1/4"	0"
Fabric	- 1/4"	0"

### OUTSIDE MOUNT VALANCE RETURN MEASUREMENT

Standard valance return is 2 3/4". If a longer return is needed, measure the inside return length of the valance as shown and provide measurement. See page 12 for minimum and maximum valance return length as well as other valance measurements.



## Critical Dimensions

### CONTROL LENGTH

Shade Height	Cordless Wand Length*
18" - 24"	12"
24 1/8" - 36"	20"
36 1/8" - 96"	33"
96 1/8" - 108"	47"
108 1/8" - 120"	59"
120 1/8" - 132"	69"
132 1/8" - 144"	80"

Shade Height	Cord Length
Less than 19"	12"
19 1/8" - 96"	7" less than total length
Over 96"	90"

Tilt chain is standard 42" unless otherwise specified.

\*Length of cordless wand is from top of headrail.

### INSTALLATION BRACKETS AND VALANCE CLIPS

Included with Shade.

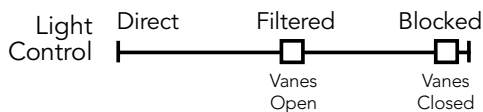
Shade Width	Number of Brackets	Number of Valance Clips
Up to 36"	3	3
36 1/8" to 66"	4	4
66 1/8" to 96"	5	5
96 1/8" to 126"	6	6
126 1/8" to 144"	7	7

### HEM SIZE

Top Hem	2"
Bottom Hem	1"

## Light Control Index

Each collection is rated for light control. This convenient indicator can be found next to the Available Colors grid on each pricing page.



**NOTE:** For enhanced light control and privacy, utilize Outside Mount installation with required top (3") and side (4") overlap. See page 4 for Outside Mount requirements.

## Finish Index

### PRICE GROUP H

#### Voile Collection

Color #	Description
---------	-------------

60132161	Snow
60132101	Whisper
60132104	Tumbleweed

### PRICE GROUP I

#### Linen Collection

Color #	Description
---------	-------------

60431501	Whisper
60431502	Cream
60431514	Sand
60431518	Sterling
60431510	Everglade
60431505	Mink
60431508	Toffee
60431506	Dijon
60431511	Terra Cotta
60431513	Chili Spice
60431517	Sangria
60431520	Espresso

### PRICE GROUP J

#### Boucle Sheer Collection

Color #	Description
---------	-------------

60332361	Snow
60332302	Cream
60332325	Daylight

#### Satinage Collection

Color #	Description
---------	-------------

60532461	Snow
60535001	Whisper
60535002	Cream
60532424	Daylight
60535003	Candlelight
60532404	Tumbleweed
60535104	Sand
60532418	Sterling
60532419	Sage
60535073	Everglade
60532405	Mink
60532408	Toffee
60535070	Dijon
60532417	Sangria
60535071	Chili Spice
60535072	Mocha
60532420	Espresso
60532415	Slate
60532447	Black

## Cleaning Guide

Routine care of Ambiance® Sheers with Room Darkening will allow the shade to provide elegance and versatility for years of enjoyment.



### Routine Maintenance

Periodic dusting will keep the shade looking clean and new. For many shades this will be the only cleaning required.



### Stain Removal

Should the shade become soiled, it may be necessary to spot clean. Gently dab the stain with lukewarm water and add a mild detergent if needed. Careful blotting of the fabric should avoid creasing or wrinkling. With any detergent solution, always test for colorfastness on an inconspicuous area.



### Heavier Cleaning

Occasionally it might be necessary to remove excess dust accumulation by using the soft brush attachment of a vacuum cleaner.

The suggested cleaning instructions must be followed to maintain the lifetime limited warranty.

# Ambiance™ Sheers with Room Darkening

## Price Group H

Voile Collection

### PRICE GROUP H

Width to	25%"	38%"	50%"	63%"	75%"	85%"	88%"	100%"	113%"	125%"	138%"	144"
Height to 48"	315	425	505	579	662	717	736	839	933	1,028	1,110	1,149
60"	344	467	551	643	736	800	821	937	1,042	1,152	1,242	1,286
72"	375	516	613	712	824	899	924	1,051	1,173	1,299	1,406	1,457
84"	398	550	655	760	867	962	989	1,124	1,254	1,391	1,503	1,557
96"	487	603	715	828	943	1,028	1,056	1,191	1,330	1,476	1,596	1,656
108"	555	694	833	969	1,111	1,215	1,248	1,391	1,578	1,755	1,902	1,973
120"	574	722	867	1,013	1,162	1,272	1,307	1,458	1,636	1,840	1,995	2,071
132"	600	755	909	1,061	1,219	1,332	1,371	1,529	1,717	1,909	2,093	2,172
144"	623	785	946	1,106	1,269	1,391	1,430	1,595	1,789	1,994	2,161	2,247

#### Surcharge Options

Channel Valance (replacement)	12	16	21	29	35	36	40	69	77	82	86	91
Fabric Valance	13	17	21	24	28	30	32	36	40	45	50	54
Estate™ Valance*	114	124	143	159	171	177	182	190	204	210	219	227
BackStacker®	20	30	40	50	60	71	72	81	91	101	111	121

Channel valance comes standard at no additional charge.

\*Color must be specified. See page 12 for available colors.

#### FREE OPTIONS

- Channel Valance (Standard)
- Cordless Wand Control (Standard)
- Cord/Chain Control
- One Way Stack, Left or Right
- Extension Brackets

See pages 11-12 for descriptions and images on all options.

#### SURCHARGE OPTIONS

##### ADD TO THE PRICE OF THE BLIND:

Valance Upgrades	See Price Grid
BackStacker®*	See Price Grid
Dual Stack	\$109
Center Stack	\$109
Reverse Stack*	\$109

\*Available with cord/chain control only.

#### AVAILABLE COLORS - VOILE COLLECTION



Snow 60132161

Whisper 60132101

Tumbleweed 60132104



# Ambiance™ Sheers with Room Darkening

## Price Group I

Linen and Satinage Collections

### PRICE GROUP I

Width to	25%"	38%"	50%"	63%"	75%"	85%"	88%"	100%"	113%"	125%"	138%"	144"
Height to 48"	471	579	689	793	907	985	1,012	1,154	1,284	1,420	1,531	1,586
60"	518	641	760	889	1,017	1,110	1,140	1,296	1,448	1,600	1,731	1,792
72"	569	711	848	989	1,148	1,253	1,288	1,465	1,639	1,817	1,968	2,040
84"	609	762	912	1,065	1,219	1,350	1,387	1,576	1,764	1,957	2,120	2,198
96"	671	838	1,002	1,163	1,330	1,451	1,492	1,684	1,885	2,093	2,267	2,352
108"	762	962	1,161	1,359	1,559	1,708	1,757	1,961	2,226	2,478	2,687	2,792
120"	796	1,008	1,218	1,427	1,641	1,799	1,850	2,069	2,323	2,613	2,835	2,944
132"	834	1,061	1,280	1,502	1,727	1,895	1,949	2,179	2,448	2,724	2,987	3,104
144"	867	1,105	1,338	1,572	1,808	1,985	2,042	2,283	2,565	2,859	3,104	3,226

#### Surcharge Options

Channel Valance (replacement)	12	16	21	29	35	36	40	69	77	82	86	91
Fabric Valance	17	22	26	30	35	38	40	45	49	57	63	67
Estate™ Valance*	114	124	143	159	171	177	182	190	204	210	219	227
BackStacker®	20	30	40	50	60	71	72	81	91	101	111	121

Channel valance comes standard at no additional charge.

\*Color must be specified. See page 12 for available colors.

#### FREE OPTIONS

- Channel Valance (Standard)
- Cordless Wand Control (Standard)
- Cord/Chain Control
- One Way Stack, Left or Right
- Extension Brackets

#### SURCHARGE OPTIONS

##### ADD TO THE PRICE OF THE BLIND:

Valance Upgrades	See Price Grid
BackStacker®*	See Price Grid
Dual Stack	\$109
Center Stack	\$109
Reverse Stack*	\$109

See pages 11-12 for descriptions and images on all options.

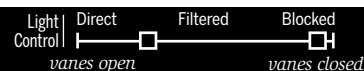
\*Available with cord/chain control only.

#### AVAILABLE COLORS - LINEN COLLECTION



Whisper 60431501	Everglade 60431510	Terra Cotta 60431511
Cream 60431502	Mink 60431505	Chili Spice 60431513
Sand 60431514	Toffee 60431508	Sangria 60431517
Sterling 60431518	Dijon 60431506	Espresso 60431520

#### AVAILABLE COLORS - SATINAGE COLLECTION



Snow 60532461	Sterling 60532418	Chili Spice 60535071
Whisper 60535001	Sage 60532419	Mocha 60535072
Cream 60535002	Everglade 60535073	Espresso 60532420
Daylight 60532424	Mink 60532405	Slate 60532415
Candlelight 60535003	Toffee 60532408	Black 60532447
Tumbleweed 60532404	Dijon 60535070	
Sand 60535104	Sangria 60532417	

# Ambiance™ Sheers with Room Darkening

## Price Group J

Boucle Sheer Collection

### PRICE GROUP J

Width to	25%"	38%"	50%"	63%"	75%"	85%"	88%"	100%"	113%"	125%"	138%"	144"
Height to 48"	566	693	825	951	1,088	1,181	1,215	1,385	1,542	1,703	1,839	1,905
60"	622	768	912	1,066	1,222	1,332	1,368	1,556	1,736	1,920	2,078	2,151
72"	683	853	1,017	1,187	1,378	1,505	1,547	1,759	1,968	2,181	2,361	2,447
84"	731	915	1,095	1,277	1,464	1,620	1,665	1,891	2,117	2,349	2,544	2,639
96"	805	1,006	1,200	1,397	1,596	1,742	1,792	2,021	2,262	2,512	2,722	2,823
108"	915	1,155	1,393	1,630	1,872	2,051	2,111	2,355	2,671	2,973	3,226	3,350
120"	956	1,210	1,463	1,713	1,970	2,159	2,221	2,482	2,788	3,136	3,404	3,533
132"	1,002	1,273	1,537	1,802	2,075	2,273	2,339	2,615	2,938	3,270	3,587	3,725
144"	1,042	1,326	1,605	1,887	2,170	2,381	2,452	2,738	3,081	3,431	3,725	3,871

#### Surcharge Options

Channel Valance (replacement)	12	16	21	29	35	36	40	69	77	82	86	91
Fabric Valance	21	26	34	36	43	45	49	55	60	68	77	82
Estate™ Valance*	114	124	143	159	171	177	182	190	204	210	219	227
BackStacker®	20	30	40	50	60	71	72	81	91	101	111	121

Channel valance comes standard at no additional charge.

\*Color must be specified. See page 12 for available colors.

#### FREE OPTIONS

- Channel Valance (Standard)
- Cordless Wand Control (Standard)
- Cord/Chain Control
- One Way Stack, Left or Right
- Extension Brackets

#### SURCHARGE OPTIONS

##### ADD TO THE PRICE OF THE BLIND:

Valance Upgrades	See Price Grid
BackStacker®*	See Price Grid
Dual Stack	\$109
Center Stack	\$109
Reverse Stack*	\$109

See pages 11-12 for descriptions and images on all options.

\*Available with cord/chain control only.

#### AVAILABLE COLORS - BOUCLE SHEER COLLECTION



Snow	60332361	Cream	60332302	Daylight	60332325
------	----------	-------	----------	----------	----------

## Features and Benefits

### LIGHT CONTROL

Kirsch presents a beautiful window covering that functions as a light filtering drapery and a room darkening blind all in one. Perfect for adding ambiance to formal rooms or casual settings, Kirsch Ambiance Sheers with Room Darkening are the most versatile window covering for any décor. Choose fabric, valance and control options that fit any room.



#### Light Filtering

Fabrics filter light when vanes are open



#### Room Darkening

Vanes block light when vanes are rotated closed

## Options and Upgrades

### CORDLESS WAND CONTROL - STANDARD

Cordless Wand Control eliminates dangling cords and chains, providing safe and smooth operation.

- One-control convenience - vanes are rotated and traversed with the wand
  - Streamlined appearance
  - Increases safety
  - Sizes listed on page 6
  - Available in styles and finishes below
- Not available with BackStacker® feature*



### CORDED CONTROL - OPTION



- Available at no charge
- Required for BackStacker®
- Standard cord color is Ivory
- Standard tilt chain color is Silver

#### Wand Finishes

Wand Styles	White	Off White	Satin Nickel	Bronze
Traditional	67171	67172	67174	67176
Transitional	67271	67272	67274	67276

### CONTROL AND STACK OPTIONS



#### One Way Right Right Stack

For corded operation, controls on right



#### One Way Left Left Stack

For corded operation, controls on left



#### Dual Stack

controls on left or right



#### Center Stack

For corded operation, controls on left or right  
For Wand Control, wand on left and right  
Not available with BackStacker



#### Reverse Stack either direction

Left Stack, Controls Right or Right Stack, Controls Left  
Not available with Wand Control

# Ambiance™ Sheers with Room Darkening

## BACKSTACKER® OPERATING SYSTEM

With Ambiance standard operating system, the fabric stacks in front of the window. With Kirsch exclusive BackStacker on Ambiance Sheers with Room Darkening, the fabric stacks neatly on the outer edge of the window, preserving the view and enhancing the enjoyment of the natural scenery. BackStacker extends the life of your shade by reducing pull on the draw cord. You will achieve optimum functionality with one way stack, dual stack and reverse stack options. BackStacker is not available with center stack option or cordless wand control.

Standard Operating System




vanes collect in the middle of the window

Ambiance™ with BackStacker®



vanes collect at side of window providing an uninterrupted view

## STANDARD CHANNEL VALANCE




	Height	Depth	Min Return	Max Return	Std Return
Channel Valance	1 3/8"	5/8"	2"	6"	2 3/4"

Valance returns only available on outside mount installation option.

- Comes standard on each shade at no charge.
- Valance color coordinates to fabric color.

## UPGRADES



	Height	Depth	Min Return	Max Return	Std Return
Fabric Valance	2"	1/2"	2"	6"	2 3/4"

Valance returns only available on outside mount installation option.

### Fabric valance upgrade

- Valance color coordinates to fabric color.

## — Estate™ Collection —



Estate™ End Cap upgrade

- Available for Outside Mount only.
- Available with End Cap or a variety of finials.
- See clearance requirements on page 5.

	Height	Depth
Estate™ Valance	2"	1"

Estate collection valance colors:

### White




Charleston 35132

Ball 35125

End Cap 35133

### Oak



Sherwood 35087

Ball 35086

End Cap 35137

### Walnut



Reign 35134

Ball 35135

End Cap 35136

### Mahogany



Oak Leaf 35804

Charleston 35127

End Cap 35128

### Sandblasted Black



Chaucer 35130

Ball 35129

End Cap 35131

# Ambiance™ Sheers with Room Darkening

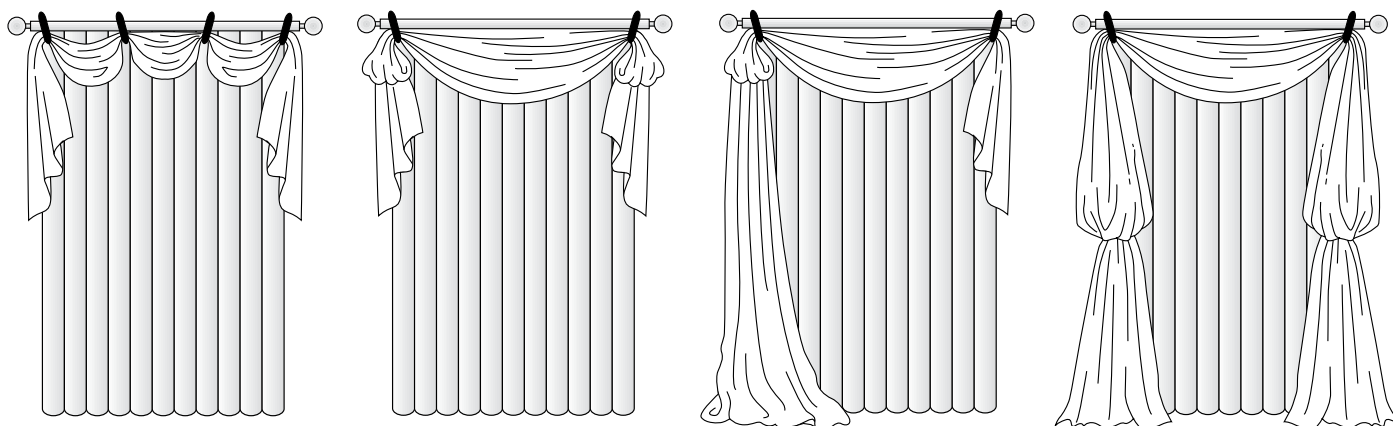
## Replacement Headrails

Specify width, length, type of installation, stack and control options.

Width to	25½"	38½"	50½"	63½"	75½"	85½"	88½"	100½"	113½"	125½"	138½"	144"
Standard Headrail	130	165	195	230	261	284	295	330	361	395	426	461
BackStacker® Headrail	177	233	290	349	401	448	464	517	570	626	686	738

## Fabric by the Yard (3 Yard Minimum Order)

All Ambiance fabrics are sold by the yard for easy coordination within a room. Add color and flair to windows by dressing them with your own unique touch. Note: Scarf treatments cannot be used with the Estate™ Valance.



Order your hardware separately. We recommend Kirsch® drapery hardware.

FABRIC BY THE YARD (3 YARD MINIMUM ORDER)		FABRIC WIDTH
Voile	\$10 per yard	72"
Linen	\$19 per yard	68"
Satinage	\$19 per yard	72"
Boucle Sheer	\$47 per yard	55"

## Vane Count and Stacking Chart

SHADE WIDTH	One Way Stack			Dual Stack		
	NO. OF VANES	STACK WIDTH	CLEAR OPENING*	NO. OF VANES	STACK WIDTH	CLEAR OPENING*
13½"	4	3¾"	9¼"	---	---	---
16¼"	5	4½"	12½"	---	---	---
19½"	6	4½"	15"	---	---	---
22½"	7	4¾"	17¾"	---	---	---
25½"	8	5½"	20½"	8	3½"	18"
28¾"	9	5½"	23¼"	---	---	---
31½"	10	5¾"	26"	10	4½"	23½"
35"	11	6½"	28¾"	---	---	---
38½"	12	6½"	31¾"	12	4½"	29"
41¼"	13	6¾"	34½"	---	---	---
44¾"	14	7½"	37¼"	14	4¾"	34¾"
47½"	15	7½"	40"	---	---	---
50½"	16	7¾"	42¾"	16	5¼"	40½"
53¾"	17	8½"	45½"	---	---	---
56½"	18	8½"	48¾"	18	5½"	46"
60"	19	8¾"	51¼"	---	---	---
63½"	20	9½"	54"	20	5¾"	51½"
66¼"	21	9½"	56¾"	---	---	---
69¾"	22	9¾"	59½"	22	6½"	57"
72½"	23	10½"	62¾"	---	---	---
75½"	24	10½"	65¼"	24	6½"	62¾"
78¾"	25	10¾"	68"	---	---	---
81½"	26	11½"	70¾"	26	6¾"	68¼"
85"	27	11½"	73½"	---	---	---
88½"	28	11¾"	76¾"	28	7½"	74"
91¼"	29	12½"	79½"	---	---	---
94¾"	30	12½"	82"	30	7½"	79½"
97½"	31	12¾"	84¾"	---	---	---
100½"	32	13"	87½"	32	7¾"	85½"
103¼"	33	13½"	90¼"	---	---	---
106½"	34	13¾"	93"	34	8"	90½"
110"	35	14"	96"	---	---	---
113½"	36	14¾"	98¾"	36	8½"	96¼"
116¼"	37	14¾"	101½"	---	---	---
119½"	38	15"	104¾"	38	8¾"	101½"
122½"	39	15½"	107½"	---	---	---
125½"	40	15¾"	110"	40	9½"	107½"
128¾"	41	16"	112¾"	---	---	---
131½"	42	16½"	115½"	42	9½"	113"
135"	43	16¾"	118½"	---	---	---
138½"	44	17"	121"	44	9¾"	118½"
141¼"	45	17½"	123¾"	---	---	---
144"	46	17½"	126½"	46	10"	124½"

### How To Use The Chart:

**1. Select stack type**

- One Way
- Dual

**2. Select appropriate clear opening width**

**3. Order shade width in far left column**

Note: Dual stack requires even number of vanes

\*Clear opening chart is for outside mount only.

\*For center stack, use one way stack column.

# Ambiance™ Sheers with Room Darkening

## Replacement Vane Packs

Replacement vane packs may be ordered to replace damaged vanes or for a decorating change. Easily update your window decor by simply switching your current vane pack with a new vane pack. When ordering, indicate the style of shade and the width and height needed, including headrail.

Note: There is no guarantee of color match to the original order.

PRICE GROUP H - VOILE												
Width to	25%"	38%"	50%"	63%"	75%"	85%"	88%"	100%"	113%"	125%"	138%"	144"
Height to 48"	270	365	435	499	569	617	632	722	802	885	954	988
60"	299	406	481	561	641	696	715	815	905	1,000	1,082	1,119
72"	330	454	541	627	727	791	814	924	1,032	1,143	1,237	1,281
84"	354	489	584	677	773	857	880	999	1,116	1,237	1,338	1,385
96"	438	542	645	746	848	924	951	1,072	1,197	1,327	1,436	1,490
108"	504	631	757	882	1,011	1,106	1,136	1,266	1,436	1,596	1,731	1,797
120"	529	666	800	932	1,070	1,171	1,204	1,341	1,505	1,694	1,835	1,906
132"	560	704	844	988	1,134	1,239	1,276	1,422	1,595	1,775	1,945	2,021
144"	585	738	889	1,040	1,195	1,305	1,345	1,500	1,683	1,873	2,032	2,112

\* Add Dual Stack or Center Stack Surcharge, if applicable.

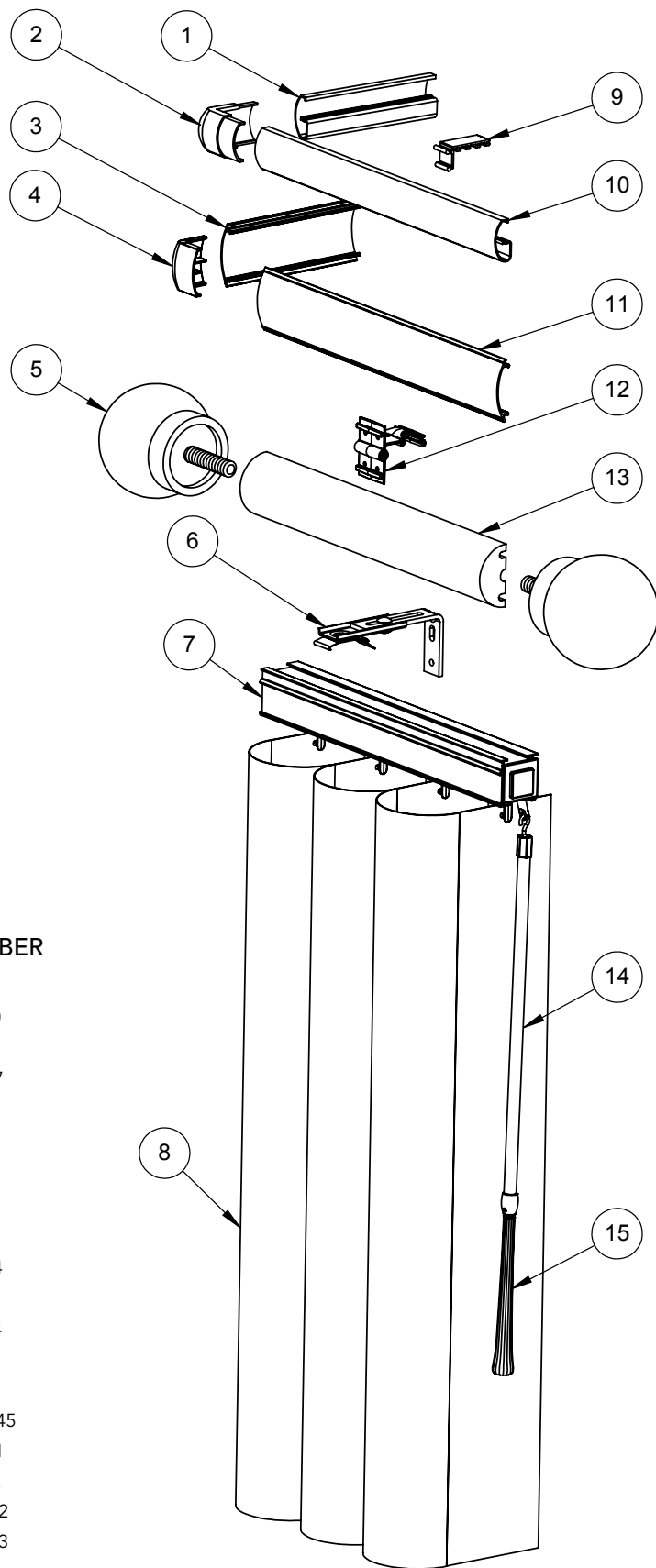
PRICE GROUP I - LINEN AND SATINAGE												
Width to	25%"	38%"	50%"	63%"	75%"	85%"	88%"	100%"	113%"	125%"	138%"	144"
Height to 48"	411	503	599	689	791	858	881	1,004	1,117	1,234	1,332	1,380
60"	455	563	668	782	898	975	1,004	1,140	1,273	1,410	1,524	1,577
72"	508	632	757	880	1,022	1,115	1,148	1,305	1,458	1,618	1,750	1,815
84"	547	687	821	958	1,097	1,214	1,248	1,420	1,589	1,761	1,907	1,979
96"	613	762	910	1,056	1,210	1,321	1,359	1,531	1,716	1,904	2,062	2,142
108"	701	886	1,069	1,251	1,435	1,572	1,618	1,805	2,048	2,280	2,473	2,568
120"	739	938	1,134	1,327	1,526	1,672	1,721	1,923	2,160	2,429	2,636	2,738
132"	785	998	1,204	1,412	1,623	1,780	1,833	2,046	2,301	2,562	2,809	2,919
144"	825	1,049	1,271	1,493	1,718	1,886	1,943	2,168	2,437	2,715	2,949	3,065

\* Add Dual Stack or Center Stack Surcharge, if applicable.

PRICE GROUP J - BOUCLE SHEER												
Width to	25%"	38%"	50%"	63%"	75%"	85%"	88%"	100%"	113%"	125%"	138%"	144"
Height to 48"	491	604	719	828	947	1,030	1,056	1,205	1,341	1,483	1,600	1,657
60"	547	677	801	938	1,075	1,172	1,204	1,369	1,530	1,691	1,827	1,892
72"	609	758	908	1,055	1,225	1,338	1,376	1,567	1,750	1,941	2,101	2,178
84"	658	823	985	1,149	1,317	1,457	1,499	1,703	1,907	2,114	2,290	2,375
96"	735	915	1,093	1,267	1,453	1,586	1,630	1,839	2,059	2,286	2,475	2,571
108"	842	1,064	1,282	1,502	1,722	1,887	1,941	2,167	2,459	2,736	2,967	3,084
120"	886	1,126	1,360	1,594	1,831	2,008	2,065	2,306	2,592	2,916	3,165	3,288
132"	942	1,196	1,445	1,694	1,949	2,136	2,201	2,456	2,760	3,075	3,372	3,504
144"	990	1,258	1,526	1,792	2,062	2,263	2,330	2,601	2,925	3,259	3,541	3,677

\* Add Dual Stack or Center Stack Surcharge, if applicable.

Exploded View - Cordless Wand Control



PART DESCRIPTION

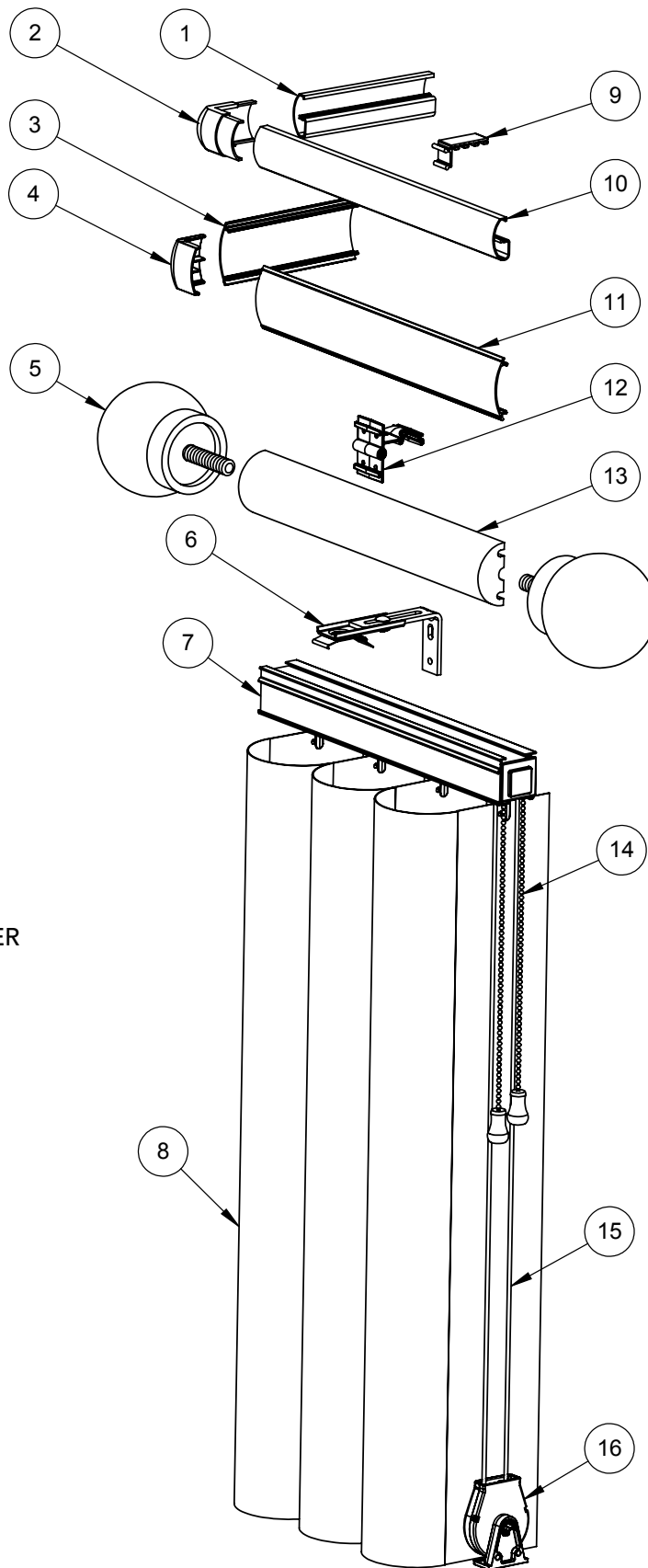
PART NUMBER

1	Channel Valance Return	V27S0000
2	Channel Valance Corner	V17C0000
3	Fabric Valance Return	SD144005
4	Fabric Valance Corner	HBCK0067
5	Estate™ Valance Finial	---
6	Installation Bracket	---
	Outside Mount	905400LC
	Inside Mount	905300LC
	Extension Bracket*	905450LC
7	Headrail	RAHR0054
8	Vane Pack	---
9	Channel Valance Bracket	HFCP0044
10	Channel Valance	V27S0000
11	Fabric Valance	SD150005
12	Estate And Fabric Valance Bracket	HFCP0046/45
13	Estate Valance Fascia	PD0206-01
14	Wand Rod	RPLE007X
15	Traditional Handle	HGWN0022
	Transitional Handle *	HGWN0023

\* = Not Pictured



**Exploded View - Cord/Chain Control**



PART DESCRIPTION	PART NUMBER
1 Channel Valance Return	V27S0000
2 Channel Valance Corner	V17C0000
3 Fabric Valance Return	SD144005
4 Fabric Valance Corner	HBC00067
5 Estate Valance Finial	---
6 Installation Bracket	---
Outside Mount	905400LC
Inside Mount	905300LC
Extension Bracket*	905450LC
7 Headrail	RAHR0054
8 Vane Pack	---
9 Channel Valance Bracket	PDM82861
10 Channel Valance	V27S0000
11 Fabric Valance	SD150005
12 Estate And Fabric Valance Bracket	HFCP0046/45
13 Estate Valance Fascia	PD0206-01
14 Chain - Rotates Vanes	DDW80199
15 Cord - Traverse Vanes	DUL83801
16 Cord Tension Device	HGTS0018
* = Not Pictured	

## Terms and Conditions

### Order Processing

#### Telephone Orders

Verbal orders are accepted as the dealer's responsibility. Each order will be repeated back by the Customer Service Representative. In certain instances, we may require written orders.

#### Duplicated Orders

All orders are confirmed after entry into our system. Customer Service is not responsible for duplicate orders caused by a written order following a telephone order or duplicate faxes.

#### Changes and Cancellations

All products are custom-made to your specifications under tight deadlines. Once production has begun on your order, changes and cancellations cannot be made.

#### Contract Orders

All Contract Orders must be processed through Contract Customer Service at 1-800-826-8021.

#### Freight

- Shipments outside the continental U.S. are subject to freight charges.
- Chargeable parts and returns for repair are subject to freight charges.

#### Pricing and Terms

All prices are subject to change without notice. Until credit is approved, terms are cash with order. Standard terms are Net 30 days from invoice date.

### Claims and Returns

#### Defective Merchandise

All manufacturing defects must be reported to Customer Service within 30 days of receipt of blinds. We may require the return of defective blinds prior to repair or replacement.

#### Incorrect Merchandise

If any part of your shipment was made incorrectly, please advise Customer Service within 30 days. A replacement will be made at no charge if the problem was due to Kirsch® error. If the problem was due to dealer or customer error, the original order and replacement order will be full charge.

#### Returns for Repair

Prior to return for repair, contact Customer Service. We will request the order number, date, purchase order number, and type of product. Arrangements for return will be made at that time with directions as to how the blinds should be returned. The package should be marked for easy identification both inside and outside, and should contain a written confirmation of the verbal repair instructions. Repairs should be packaged carefully. Product that has been mishandled or received in poor condition will be returned to the customer.

Chargebacks for unauthorized repairs or additional installation cannot be honored. All returns for repair are subject to freight charges.

### Returns for Credit

Returns can be accepted only if prior authorization has been obtained from Customer Service. Authorization will include instructions as to how the merchandise should be returned. Unauthorized returns will be refused.

#### Freight Damage FedEx/FedEx Ground:

- If freight damage is visible, refuse the shipment. FedEx will inspect the damage and return to the shipping location. Contact Customer Service for further information.
- If freight damage is concealed, retain all packaging materials and contact Customer Service immediately (must be notified within 14 days).

#### Freight Damage Common Carrier:

- If freight damage is visible, refuse the shipment. The carrier will return the merchandise to the shipping location for inspection. Contact Customer Service for further information.
- If freight damage is concealed, retain all packaging materials and contact Customer Service immediately (must be notified within 14 days).

## LIFETIME-LIMITED WARRANTY FOR CUSTOM PRODUCTS

Kirsch® Window Fashions proudly extends a lifetime-limited warranty on the enclosed product to the original residential retail purchaser as long as the product remains in the original window.

<except for unfinished wood cornices, which have no warranty>.

### WARRANTY COVERAGE

#### COVERED

#### FOR HOW LONG

Entire product against manufacturing defects (i.e., a flaw in the product design, materials or workmanship that causes the product to no longer function)	Lifetime
<b>Except:</b> Cords	3 years
Vertical vinyl vanes	3 years
All fabric	5 years

#### NOT COVERED

Normal wear and tear

Any product that fails due to:

- abuse
- accident
- alterations
- damage from pets/insects
- exposure to salt air
- extraordinary use
- improper cleaning
- improper handling
- improper installation
- improper operation
- misapplication
- misuse

Any product that, with the passage of time, has:

- loss of color intensity
- loss of pleating if product is not held in raised position a portion of the time
- yellowing or cracking of plastic parts or foam wood product

Any motorized product

Natural wood products that have:

- variations in color, grain, or texture
- warping of wood slats in high-humidity areas

Costs associated with:

- product removal
- product remeasure
- product reinstallation
- transportation to and from the retailer
- incidental or consequential damages
- shipping

In the event there are multiple blinds/shades in the same room, only the defective blind/shade will be replaced.

#### TO REPORT SHIPPING DAMAGE

If damage occurred during shipping, call 1-800-538-6567 and report within 14 calendar days or else you may be denied credit for your damaged product.

#### TO OBTAIN SERVICE



For online product-specific troubleshooting information, refer to [www.Kirsch.com](http://www.Kirsch.com).



If you suspect this Kirsch® Window Fashions product has a manufacturing defect in materials or workmanship:

1. Locate the sales receipt (proof of purchase).
2. Call 1-800-538-6567.

Any unauthorized returns will not be accepted.

#### WARRANTY REMEDY

**THIS SHALL BE YOUR SOLE REMEDY UNDER THIS LIMITED WARRANTY.**

If this Kirsch® Window Fashions product is found to have a manufacturing defect in materials or workmanship, we will (at our discretion) do one of the following:

- repair the product
- replace the product
- refund the cost of the product
- Colors vary from lot to lot and may not exactly match sample swatch or previous purchases.
- Discontinued items or color selections will be replaced with the closest equivalent current product.

#### YOUR RIGHTS UNDER STATE LAW

This lifetime-limited warranty gives you specific legal rights, and you may have other rights, which vary from state to state. Some states do not allow limitations on how long a warranty lasts, so the above limitations may not apply to you.

No agent, representative, dealer, or unauthorized employee has the authority to increase or alter the obligation of this warranty. This lifetime-limited warranty supersedes any previous versions.

**SAVE THIS WARRANTY CARD WITH YOUR PROOF OF PURCHASE**

# kirsch®



kirsch.com

Kirsch Window Fashions ©2011  
3 Glenlake Parkway, Atlanta, GA 30328  
1-800-225-1988 • 1-800-545-2325 fax • [www.kirsch.com](http://www.kirsch.com)

A ***NewellRubbermaid***™ Brand

R0004111