Kirsch

Architect's Guide
Window Hardware

September 2008

Architect's Guide
WINDOW HARDWARE

Kirsch, the most widely specified window hardware brand, offers a complete selection of window hardware and drapery heading systems suitable for virtually any installation. This guide will assist you in selecting and specifying the best solution for your facility needs.

Kirsch

Architect's Guide

WINDOW HARDWARE

This manual is designed to assist in the selection of Kirsch custom window hardware and special heading systems for various kinds of installations. It is divided into three convenient sections:

1. *Kirsch custom window heading systems*
2. *Performance data of track systems*
3. *Basic component parts and specifications for each track system.*

Window treatment products for every commercial and residential need

Founded in 1907, Kirsch is the world's leading manufacturer of window hardware. Kirsch pioneered the development of custom Architrac® and drapery heading systems to offer architects, interior designers and construction specifiers top quality, precisely engineered products for commercial, institutional and residential applications.

Commercial / Contract Customer Service

Toll-Free 800-776-5788

Specific product information

Individual product brochures are available for Ripplefold® and Baton Draw. Write for them or call toll-free.

Drapery Heading Systems

Ripplefold® 3
Baton Draw systems 5

Track Systems Performance 6-7

Draw Cord Operation

94001 Series 8-9
93001 Series 10-11
9095 Series 12

Superfine® Contract Rods 13

Baton or Hand Drawn Operations

Application & Suggested Specifications 14-15
– 94003 Series
– 94004 Series
– 94005 Series
– 94008 Series
– 9046 Series
Component Parts 16

Cubicle Track Systems

Application & Popular Configurations 17
– 9600 Series
– 9046 Series
Component Parts 18

Installation Aids 19

Teflon® is a registered trademark of DuPont®
Celcon® is a registered trademark of Ticona®

Drapery Heading Systems

There are two headings that can be used with the various Kirsch Architrac® series. Each system uses a different pleating method to achieve unique and beautiful decorating effects. The custom heading system Ripplefold® offers definite benefits. It is designed for attractive appearance from both inside and outside a building — an advantage to designers who desire uniformity in the exterior appearance of a building. All custom tracks are designed for easy installation and maintenance.

Ripplefold®



Soft ripple-like folds flow smoothly from one end of the track to the other. The effect is gently tailored — suitable for commercial or residential installations. Spaced carriers control drapery fullness.

Features

- Panels can be pressed flat, yet fall into folds.
- Headings are suspended under the track.
- No hooks or pins.
- Stackback space is less than conventional draperies.
- Draperies easily snap on and off carriers.

Recommendations

Recommended where draperies require frequent launderings, such as hospitals and institutions. Draperies have uniform ripple-like appearance inside and outside.

Note: When drapery pins can cause a safety hazard, use Ripplefold® snap systems.

Conventional Pleats



Familiar pinch-pleated draperies are attached to slide carriers with slip-in or pin-on hooks. Draperies can be custom-made or ready made. To select proper track system for this heading, see chart page 6.

Features

- Can be used with most track systems.
- Headings can be suspended under the track or over the face of it.
- Most familiar of the heading systems.
- Can be tied back for effect.

Ripplefold® Drapery Heading System

An unbroken flow of softly rippled folds. Gently disciplined, uniquely fabricated so the panels can be pressed flat yet automatically fall into folds. Suitable for either commercial or residential installations. Folds are identically beautiful from inside the room or from outside the building — an architectural advantage. Stackback space is less. Headings are suspended under the track. Draperies easily snap on and off from carriers. Select fullness from four differently spaced snap carriers.

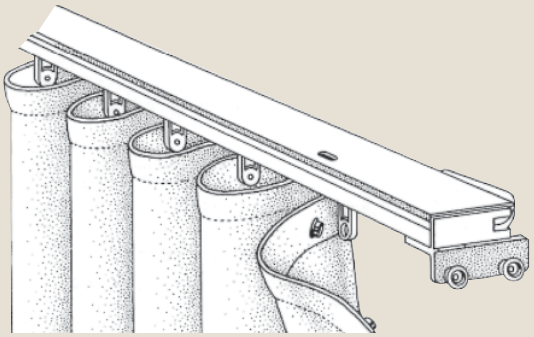

Drapery specifications

Finished drapery panels to be fabricated per instructions in Kirsch Ripplefold Guide, F0337008, using No. 92145 stiffened nylon tape with snaps on 4¼" centers.

Bottom hems to be 4" wide with Kirsch No. 1615 covered lead weights in corner of each panel.

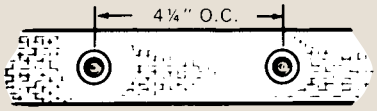

92145

(For Baton Draw, use F0337018 Fabrication Guide)

Spaced carriers control drapery fullness

Standard carriers



- Spaced snap carriers for use with all track systems except Nos. 93001
- No. 92140 for 120% fullness
- No. 92141 for 100% fullness
- No. 92142 for 80% fullness
- No. 92143 for 60% fullness

Front load carriers

- Slide shoes for use with front load track systems Series 93001
- No. 93140 for 120% fullness
- No. 93141 for 100% fullness
- No. 93142 for 80% fullness
- No. 93143 for 60% fullness

Applications

Can be used on track systems.
For track specifications refer to page 6.

Cord draw

No. 94001 Series

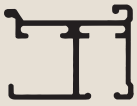

No. 93001 Series

No. 93601 Series

Baton draw

No. 94003 Series

No. 94004 Series

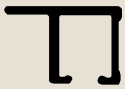

No. 94005 Series

No. 9046 Series

No. 94008 Series

Baton Draw System with Sewn-on Stiffener

Custom Hand Draw System

Designed for a variety of commercial and institutional applications. Ideal for motels, hotels, dormitories, etc., where drapery and rod wear present special maintenance problems and costs. Puts baton in view of the user. No hidden cords. Just push or pull baton to open and close draperies. Multi-wheel masters will take torque in any direction. Can be used with conventional pleated and Ripplefold® heading systems.

Features

- Stiffener is sewn and grommeted to drapery overlap.
- Stiffener socket is placed over master arm.
- Baton is attached by a screw through the eyelet and into the master arm.
- 92900 tooling with 94147 eyelet die required to grommet drapery.

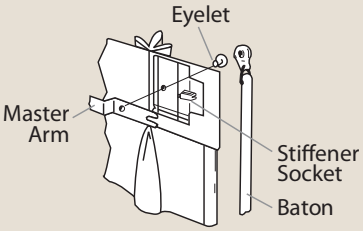

Back side of drapery

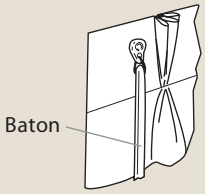

Front side of drapery

Component Parts

Multi-wheel baton masters

Nos. 94134 and 94133

Use with conventional pleated draperies

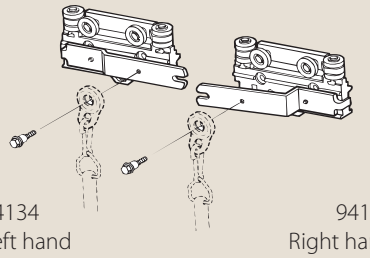

94134 Left hand — 94133 Right hand

Nos. 94136 and 94135

Use with Ripplefold heading systems

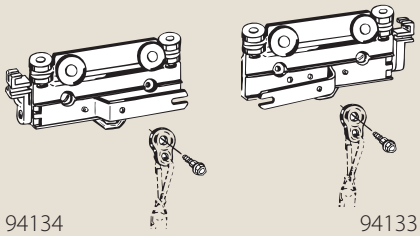

94134 Left hand — 94133 Right hand

Stiffeners

No. 94145
Overlap stiffener with eyelet
For use with conventional pleated drapery trim; use with 94004.

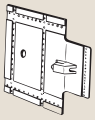

No. 94146
Overlap stiffener with eyelet
For Ripplefold panels.

Eyelet
Supplied with stiffeners

Specifications

- Furnish and install Kirsch hand draw track Series 94003, 94004, 94005, or 94008
- Track to be equipped with appropriate components for heading system selected.
- Draperies to be grommeted with eyelet.
- Specify 2½', 3', 4', 5' or 6' baton.

For conventional pleated draperies

Masters	No. 94133 R.H. No. 94134 L.H
Stiffener	No. 94145

For Ripplefold

Masters	No. 94135 R.H. No. 94136 L.H
Stiffener	No. 94146

Refer to Baton Draw Systems Brochure F0337018

Track Systems Performance Data

	Series	Cross Section	Max Track Set Length	Bending Radius	Heading Systems
Cord Draw Systems					
Track set is opened and closed by traverse cord. Continuous cord loop permits use of cord tension pulley.	93001		One-Way Draw 16 ft. Two-Way Draw 32 ft.	12" *†	Conventional Pleated Ripplefold∞
	93601	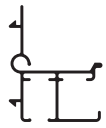	One-Way Draw 16 ft. Two-Way Draw 32 ft.	Not Available	Conventional Pleated Ripplefold∞
	94001	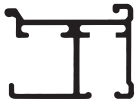	½" pulley / 1" pulley One-Way Draw 16 ft. / 20 ft. Two-Way Draw 32 ft. / 40 ft.	12" *†	Conventional Pleated Ripplefold∞
	9095		One-Way Draw 24 ft. Two-Way Draw 32 ft.	8" *	Conventional Pleated
	3000 (Superfine)		One-Way Draw 12½ ft. Two-Way Draw 25 ft.	Not Available	Conventional Pleated
Hand Draw Cordless Systems					
Track set is opened and closed by hand — no cord involved. Fiberglass batons, attached to lead carriers, are recommended for traversing draperies. Maximum track lengths and maximum fabric weight do not apply to curved track. Send complete specifications and fabric weight to customer service for feasibility.	94003		One-Way Draw 20 ft. Two-Way Draw 40 ft.	12" *†	Conventional Pleated Cubicle Curtain Ripplefold
	94004		One-Way Draw 16 ft. Two-Way Draw 32 ft.	Not Available	Conventional Pleated Cubicle Curtain Ripplefold
	94005		One-Way Draw 16 ft. Two-Way Draw 32 ft.	12" *†	Conventional Pleated Cubicle Curtain Ripplefold
	9046		One-Way Draw 16 ft. Two-Way Draw 20 ft.	8" or 12" *†	Conventional Pleated Cubicle Curtain Ripplefold
	94008		One-Way Draw 16 ft. Two-Way Draw 32 ft.	Not Available	Pinch pleats Cubicle Curtain Ripplefold

Footnotes

* Can be angular bent using radius listed or circular curved.

† NOTE: Nos. 93001, 94001, 94003, 94005 and 9046 can be curved to a larger semi-circle radius. Contact customer service for more information.

∞ Maximum length for one-way draw Ripplefold® track systems is 16 feet.

Installation Application

APPLICATION & BRACKET CLEARANCE				INTERMEDIATE SUPPORT SPACING	MAX FABRIC WEIGHT		LBS PER FOOT
CEILING INSTALLATION		WALL INSTALLATION					
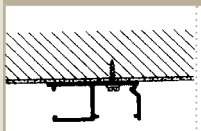	No brackets required	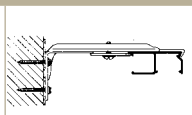	2"- 3"	Track perforated 16" on center for direct mounting with screw. Wall Mount: Two brackets at each end 24" apart, 48" apart over remainder of track.		½" pulley / ¾" pulley	
					One-Way Draw	32 lbs. / 32 lbs.	2
					Two-Way Draw	32 lbs. / 40 lbs.	2
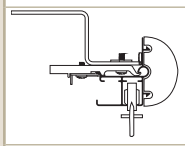	No. 1796 No. 94130	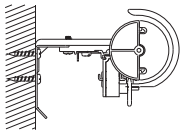	3½" - 4½"	Two brackets at each end 24" apart, 48" apart over remainder of track	One-Way Draw	48 lbs.	3
					Two-Way Draw	56 lbs.	3.5
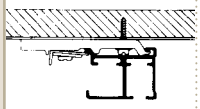	1½"	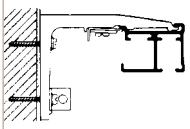	Single 2¼" - 3¼" Double 1¼" - 2½"	Two brackets at each end 24" apart, 48" apart over remainder of track		½" pulley / ¾" pulley	
					One-Way Draw	32 lbs. / 64 lbs.	3.1
					Two-Way Draw	32 lbs. / 80 lbs.	2
	No brackets required	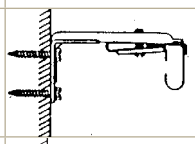	2"- 3" 4" - 5"	1 support 16" from each end, 32" apart over remainder of track	One-Way Draw	30 lbs.	1.9
					Two-Way Draw	45 lbs.	1.4
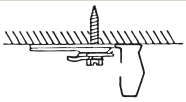	Drop-in 2"- 3"	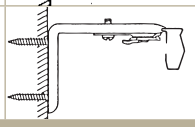	Push-in 2"- 3"	Two brackets at each end 24" apart, 48" apart over remainder of track	One-Way Draw	15 lbs.	1
					Two-Way Draw	20 lbs.	1.8
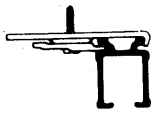	2"		3½" - 4½" ¥	Two brackets at each end 24" apart, 48" apart over remainder of track	One-Way Draw	40 lbs.	2
					Two-Way Draw	80 lbs.	2
	No brackets required	Not Available		Track perforated 16" on center for direct mounting with screws	One-Way Draw	32 lbs.	2
					Two-Way Draw	64 lbs.	2
	No brackets required	Not Available		Track perforated 16" on center for direct mounting with screws	One-Way Draw	32 lbs.	2
					Two-Way Draw	64 lbs.	2
	No brackets required	Not Available		Track perforated 16" on center for direct mounting with screws	One-Way Draw	32 lbs.	2
					Two-Way Draw	64 lbs.	2
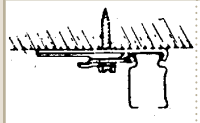	3"	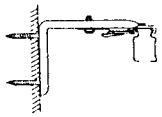	3½" - 4½" ¥	Track perforated 16" on center for direct mounting with screw. Wall Mount: Two brackets at each end 24" apart, 48" apart over remainder of track.	One-Way Draw	32 lbs.	2
					Two-Way Draw	64 lbs.	2

¥ Wall or mullion installation

Architrac Series 94001 Track

- Separate channels for operating equipment and carriers which hold draperies.
- Will accommodate Ripplefold® and standard pleated draperies.
- Remove and add slides with snap open end gate.

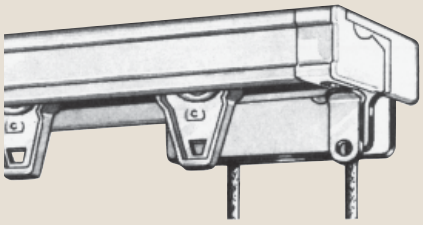

Description

- For wall or ceiling mounting.
- Dual-channel, cord operated.
- Extruded .050" No. 6063T5 aluminum alloy, etched and anodized.
- White baked enamel finish.
- Two end pulleys to choose from for either lightweight or heavyweight draperies.
- Multiwheel roller-bearing masters prevent any binding and give easy traversing.

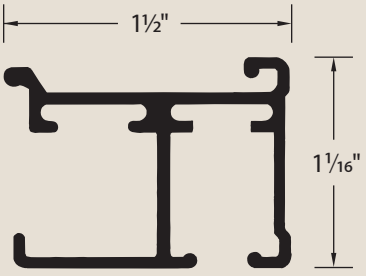

Actual size — end view

Applications

Mounts on wall or ceiling (flush or recess). For spans up to 40' in a two-way draw. Track can be curved. This track series will accommodate Ripplefold® and conventional pleated drapery heading systems.

Brackets

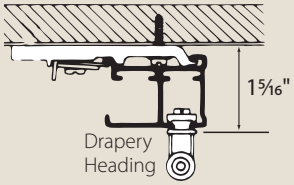

No. 94130
Bracket for ceiling mounting

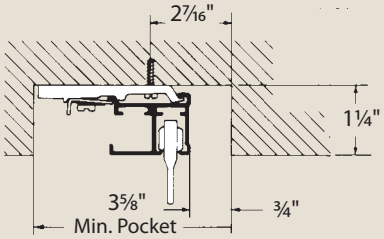

No. 94130
Bracket for recess mounting

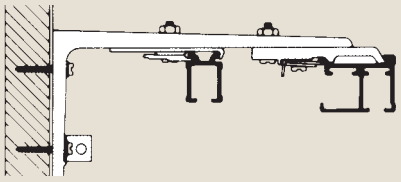

No. 94125
Double bracket for wall mounting

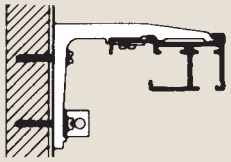

No. 94122
Bracket for wall mounting
3½" return

Component Parts

Standard Pulley set
Nos. 94119 and 94120

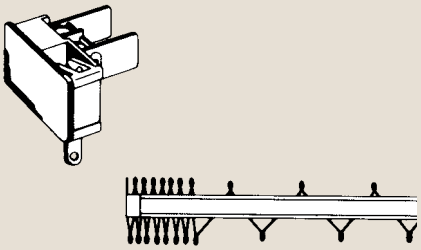

½" diameter Teflon® bearings for standard weight draperies where minimum stackback and uniform folding to the end of the rod is desired.

Heavy Duty Pulley set
Nos. 94101 and 94102

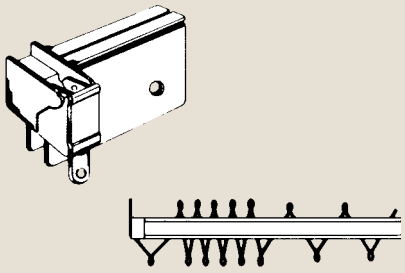

1" diameter heavy duty ball bearing pulley sets for heavier installations, larger spans.
Requires use of rod notching tool No. 9997

Conventional Heading Systems

Master Carriers for conventional pleated draperies
Nos. 94104 and 94103



Multiwheel roller-bearing masters. Regardless of torque, master rollers won't bind.

Optional Operational Components

Butt Master Carriers
Nos. 94118 and 94117

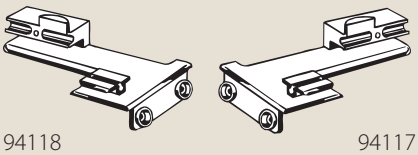

94118 Left hand | 94117 Right hand

Drapery panels butt together at center. No flat areas or overlap shadow.

Overlap Master Carriers
Nos. 94116 and 94115

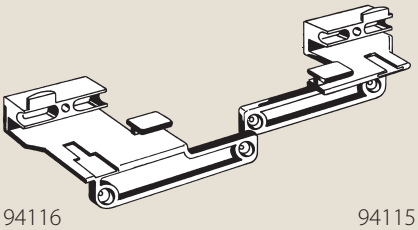

94116 Left hand | 94115 Right hand

Drapery panels overlap at center.

Assembled Sets

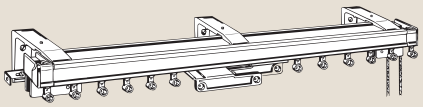

Set includes assembled rod, 94122 wall or 94130 ceiling brackets and 9923 cord tension pulley; longer brackets can be ordered separately. Rod may be angular bent or circular curved.

Brackets:
Wall or ceiling mount.

Draperies:
Pinch Pleat, Ripplefold® (butt or overlap masters and fullness).

Fabrication and Planning Guides:
Ripplefold®-Tape: refer to F0337008

Set with 1" end pulley

No. 94270H
Finish (25) White, Baked Enamel

Set with ½" end pulley

No. 94270
Finish (25) White, Baked Enamel

Suggested Specifications

- Furnish and install, as indicated on plans, Kirsch Track No. 94001, extruded of .050" 6063T5 aluminum alloy in accordance with Aluminum Association Specification. No.AA-C22A21. Finish (25) White, Baked Enamel
- Specify Mounting Brackets and Quantity
  - Ceiling
  - Wall – Single Track
  - Wall – Double Track
- Specify Drapery System and Fullness
  - Standard Pleated
  - Ripplefold® 120%, 100%, 80%, 60%
- Specify Master
  - Butt Master
  - Overlap Master
- End Pulley Options
  - ½" Teflon® Bearing Nos. 94119 and 94120
  - 1" H.D. Ball Bearing Nos. 94101 and 94102
- No. 9934 polyester cord, used with ½" Teflon® end and 1" ball bearing end pulley set.
- Tension Pulley to be No. 9923

Architrac II Series 93001 Track

- Front loading carrier system for easy hanging of draperies.
- Large opening carrier channel accepts standard hex socket drivers for direct ceiling installation
- Available with either ¾" or ½" end pulley sets.
- Choice of butt or overlap masters.
- Sliding edges coated with lubrication for smooth traversing action.

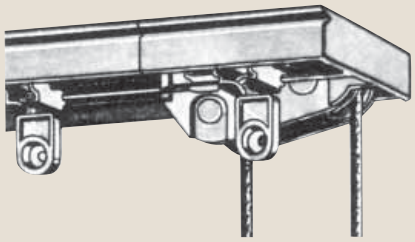

Description

- For wall or ceiling mounting.
- Dual-channel, cord operated.
- Extruded .050" No. 6063T5 aluminum alloy, etched and anodized.
- Finish is white.
- Two end pulleys to choose from for either lightweight or heavyweight draperies.

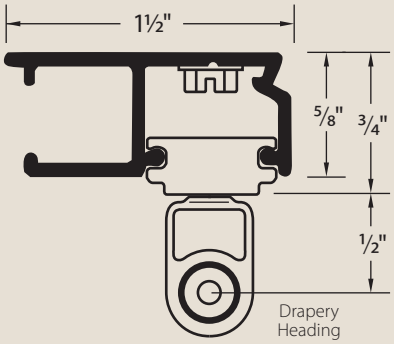

Actual size — end view

Applications

Mounts on wall or ceiling. Track can be curved to any angle using a 12" radius or circular curve. Can be used in two-way draw for spans up to 32'. Will accommodate Ripplefold® and pinch pleated draperies.

Ceiling Installations

Install directly through pre-drilled holes (16" intervals) in track and end pulleys. Use fasteners which yield direct withdrawal strength of 25 lbs.

Wall Installations

Two brackets at each end of track 24" apart, 48" apart over remainder of track.

Component Parts

Pulleys

One-way draw

No. 93103

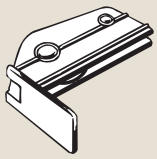

Two-way draw
½" dia.; max load 32 lbs.

No. 93101
Left hand

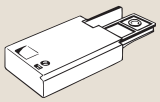

No. 93102
Right hand

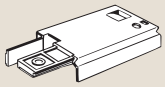

Heavy Duty
¾" dia. with Teflon bearings;
Max load 64 lbs.

No. 93091
Left hand

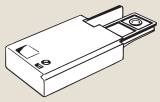

No. 93092
Right hand

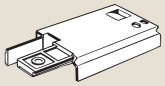

Carriers

Nos. 93140-93143
Space slide shoes for Ripplefold systems

No. 93123
Slide shoe

No. 93121
Snap carrier

Component Parts

Brackets

No. 93138
End bracket

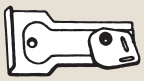

No. 93139
Wall bracket
2"- 3" clear

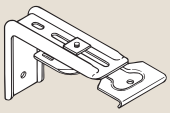

Overlap Master Carriers
Nos. 93107 and 93106

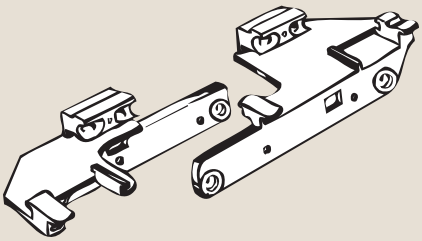

93107
Left hand

93106
Right hand

Butt Master Carriers
Nos. 93105 and 93104

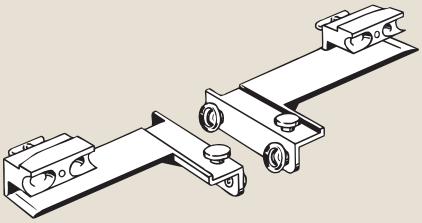

93105
Left hand

93104
Right hand

Assembled Sets

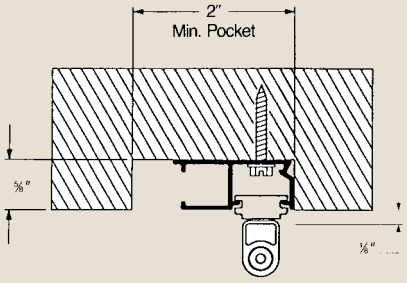

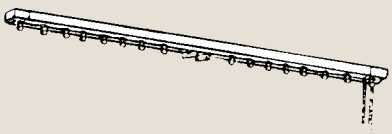

Set includes assembled rod, standard wall or ceiling brackets and 9923 cord tension pulley. Longer brackets must be ordered separately. Rod may be angular bent or circular curved.

Fabrication and Planning Guides:
Ripplefold®: Refer to F4730002

Track with heavy duty pulleys

No. 93150H
Finish (25) White, Baked Enamel

Track with standard pulleys

No. 93150
Finish (25) White, Baked Enamel

Suggested Specifications

- Furnish and install, as indicated on plans, Kirsch Track No. 93001, extruded of .050" 6063T5 aluminum alloy in accordance with Aluminum Association Specification No. AA-C22A21. Finish to be (25) white, baked enamel
- Specify Mount
  - **A.** Surface direct or No. 93138 ceiling brackets
  - **B.** Wall — No. 93139 brackets
- Specify Drapery System and Fullness
  - **A.** Conventional pleated
  - **B.** Ripplefold® 120%, 100%, 80%, 60%
- Specify Master Slides
  - **A.** Butt Masters: Nos. 93104 and 93105
  - **B.** Overlap Masters: Nos. 93106 and 93107
- End Pulley Options
  - **A.** Regular: No. 93102
  - **B.** Heavy Duty: Nos. 93091 and 93092
- Cord to be No. 9934 polyester
- Cord Guide to be Nos. 9945 or 9923 tension pulley

Maximum capacity specifications for H.D. Architrac (series 93001)

Maximum widths are determined in part by available track lengths. **Splicing is not recommended.** Maximum loads apply when using Kirsch Ripplefold® drapery systems.

No. 93001, when installed with medium weight fabric on standard size windows (i.e., 16' wide by 8' high) will operate with a 2-3 lb. pull requirement. When installed with a maximum load, it will operate with a 5-6 lb. pull requirement.

NOTE: All components have been tested under conditions simulating ten years' usage. Snaps will detach with a 4 lb. "peel" action and release with a sheer pull of 22 lbs.

Maximum loads

Type of fabric based on 48" goods – 5 oz. per linear yard. Unlined sheer or lightweight fabrics. Size of draperies to equal 32 lbs. based on 100% fullness 16' wide x 32' long – 32' wide x 16' long

Type of fabric based on 48" goods – 10 oz. per linear yard. Lined sheers or lightweight fabrics. Size of draperies to equal 32 lbs. based on 100% fullness 16' wide x 16' long – 32' wide x 8' long.

Type of fabric based on 48" goods – 20 oz. per linear yard. Lined medium weight fabrics or heavy cotton, velours and linens. Size of draperies to equal 32 lbs. based on 100% fullness 16' wide x 8' long

Double Duty Rodding Series 9095 Track

- 22 gauge steel (.030"), white baked enamel finish.
- Extra strong and rugged deluxe traverse line.
- Push-in style brackets for fast mounting.
- Flange construction provides extra strength; makes surface mounting easy.
- Cords are completely concealed in track.



Description

- For wall or ceiling mounting. Use with conventional draperies only.
- Single channel, cord operation.
- Can be curved to 8" radius.
- Ball bearing pulleys.
- Self-lubricating slides.
- Concealed cord, can't sag.

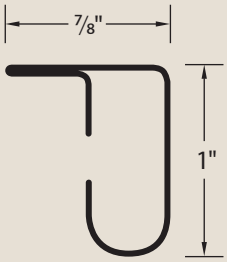

Actual size — end view

Application

Surface or recess mounting. Holes pre-drilled in integral mounting flange on 16" centers for direct mount with Hex or Pan Head screws.

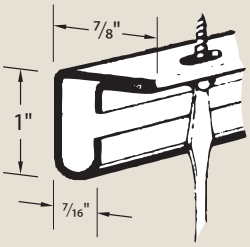

Ceiling mount

Track is perforated through flange; 16" on center. No brackets or supports needed. Use the same components for wall or ceiling mounts. Use choice of bracket/support projections.

Component Parts

Master Carriers



No. 9497
One-piece construction permits free overlap of draperies when closed.

Slide Carriers

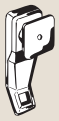

No. 3909
Molded of special formula, self-lubricating.

Pulleys

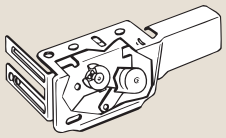

No. 9287N
Ball Bearing pulley set
Easy operation at unusually wide or high spans or with heavy panels.

Supports & Brackets

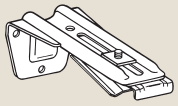

No. 9592
Intermediate Support

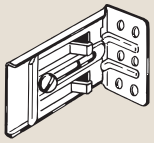

No. 3311-3312
Push-in End Brackets
1"- 2" clearance: No. 3311
2"- 3" clearance: No. 3312

Cord

No. 9934
Braided cord

Suggested Specifications

- Furnish and install, as indicated on plans, Kirsch track No. 9095, formed of .030" 22 gauge steel with baked enamel finish inside and out. To be used with Kirsch components.
- End pulley Sets to be push-in style with ball bearings, No. 9287.
- End brackets to be push-in style. All supports to be fastened with appropriate fastening devices to provide 25 lbs. withdrawal strength per device.
- Cord to be polyester, No. 9934, and rigged for tension pulley.

Superfine® Contract Rods

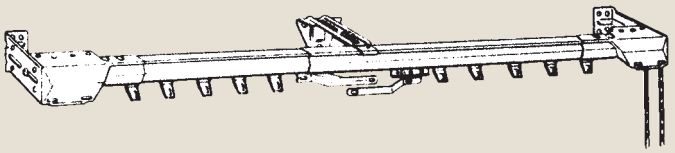

- White Baked enamel finish.
- All sliding edges have lubricated coating.
- Extra strength master slides.
- Teflon end pulleys for quiet, longer life.
- Universal cam lock supports for easy installation, secure hold.
- Kirsch Contract Rods are economically bulk packed for commercial installation.

Description

- Adjustable
- For wall or ceiling mounting
- White finish, conventional adjustable traverse rod.
- Roll formed of heavy gauge steel.
- Choice of drop-in or push-in mounting brackets.
- Kirsch Contract Rods are economically bulk packed for commercial installation.

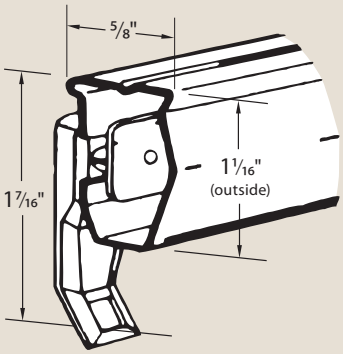

Component Parts

Supports & Brackets

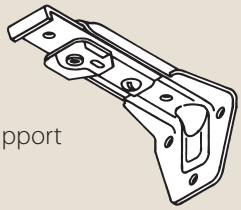

No. 3576
Universal cam support

No. 3558
Universal cam support

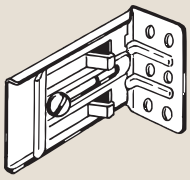

No. 3311
Push-in bracket

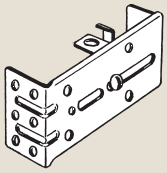

No. 3301
Drop-in bracket

Suggested Specifications

- Heavy duty, adjustable traverse rods to be Kirsch No. 3083R Series. Rod sections to be 24 gauge (.021") steel, white baked enamel finish.
- Tolerances between rod sections are not to exceed plus minus .010", assuring trouble free, telescoping joints.
- Rods to have ¾" diameter pulleys and self-lubricating slides. Cords to be No. 4 (4/32" diameter) braided polyester.
- Brackets, supports and cord tension pulleys are to be ordered separately.
- Choice of drop-in or push-in mounting brackets. Specify size:
  - 30" - 48"
  - 38" - 66"
  - 48" - 86"
  - 66" - 120"
  - 86" - 156"
  - 120" - 224"
  - 100" - 180"
  - 160" - 300"

Baton or Hand Draw

Description

- Extruded .050" high strength, 6063T5 aluminum alloy single channel tracks etched and anodized in natural finish in accordance with Aluminum Association Specification No. AA-C22A21.
- For cordless traverse operation.
- All sliding edges lubricated with Kirlon® except 94008.

No. 94003

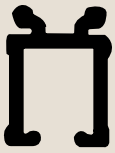

Application

- Hand draw.
- Wall or Ceiling mount.
- White baked enamel finish.
- Can be bent to any angle using 12" radius; larger semi-circular radius curved at factory.



Wall mount | Ceiling mount

Suggested Specifications

- Track
  - Furnish and install, as indicated on plans, Kirsch track NO. 94003, extruded of .050" 6063T5 Aluminum alloy etched and anodized.
- Specify Finish:
  - (25) White
- Ball Bearing / Wheeled Slides:
  Use No. 9603 End Cap and No. 94113-94114 Master Carrier
  - No. 9670 Ball Bearing style
  - No. 9687 Ball Bearing style
  - No. 9673 Ball Bearing style
  - No. 9678R Wheeled style
- Button Slides:
  Use with No. 9684 End Stop and No. 9644 Master Carrier with Button Style Slides
  - No. 9406 Button Style
  - No. 9685 Button Style
  - No. 9686 Button Style
- Specify Mounting Bracket:
  - Wall Mount: No. 94132V (2" - 3" Clearance)
  - Ceiling Mount: No. 94140. One Bracket to be mounted at each end of track. (One 24" from each drapery stacking end and one at 48" intervals over remainder of track).

No. 94004

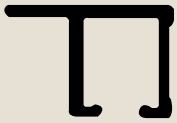

Application

- Hand draw.
- Ceiling mount.
- White baked enamel finish.
- Rear flange perforated on 16" centers for direct ceiling mount; no need to screw through channel.
- Track cannot be curved.

Ceiling mount

Suggested Specifications

- Track
  - Furnish and install, as indicated on plans, track No. 94004, extruded of .050" 6063T5 Aluminum. Track to be fastened securely at 16" intervals through pre-drilled holes.
- Specify Finish:
  - (25) White
- Ball Bearing / Wheeled Slides:
  Use No. 94113 or 94114 Master Carrier
  - No. 9670 Ball Bearing style
  - No. 9687 Ball Bearing style
  - No. 9673 Ball Bearing style
  - No. 9678R Wheeled style
- Button Slides:
  Use No. 9644 Master Carrier and No. 9684 End Stop
  - No. 9406 Button Style
  - No. 9685 Button Style
  - No. 9686 Button Style
- Specify End Cap:
  - No. 94142

No. 94005

Application

- Hand draw.
- Ceiling mount.
- White baked enamel finish.
- Can be bent to any angle using 12" radius; semi-circular curves of 48" radius (min.) can be curved at factory.



Ceiling mount

Suggested Specifications

- Track
  - Furnish and install, as indicated on plans, track No. 94005, extruded of .050" 6063T5 Aluminum. Track to be fastened securely at 16" intervals through pre-drilled holes.
- Ball Bearing / Wheeled Slides:
  Use No. 94113 or 94114 Master Carrier
  - No. 9670 Ball Bearing style
  - No. 9687 Ball Bearing Style
  - No. 9673 Ball Bearing style
  - No. 9678R Wheeled style
- Button Slides:
  Use No. 9644 Master Carrier and No. 9684 End Stop
  - No. 9406 Button Style
  - No. 9685 Button Style
  - No. 9686 Button Style.
- Specify End Cap:
  - No. 94141

No. 9046

Application

- Hand draw
- Ceiling mount.
- White baked enamel finish.
- Track perforated on 16" centers.
- Can be bent to any angle using 8" or 12" radius; semi-circular curves of 48" radius (min.) can be curved at factory.

Ceiling mount

Suggested Specifications

- Track:
  - Furnish and install, as indicated on plans, Kirsch track No. 94008, rolled of 22 gauge (.030") Galvanized Steel, White Baked Enamel Finish.
- Ball Bearing / Wheeled Slides:
  Use No. 94113 or 94114 Master Carrier and No. 9603 End Cap
  - No. 9670 Ball Bearing style
  - No. 9687 Ball Bearing Style
  - No. 9673 Ball Bearing style
  - No. 9678R Wheeled style
- Button Slides:
  Use No. 9644 Master Carrier and No. 9684 End Stop
  - No. 9406 Button Style
  - No. 9685 Button Style
  - No. 9686 Button Style
- Specify Mounting Brackets:
  - Wall Mount: No. 94132V (2" - 3" Clearance)
  - Ceiling Mount: No. 94140. One Bracket to be mounted at each end of track. (One 24" from each drapery stacking end and one at 48" intervals over remainder of track).
  - *NOTE: Fastening devices should have a minimum 25lb. direct withdrawal strength. Screws used through channel openings should be a Phillips or #6 posidrive head.*

No. 94008



Application

- Hand draw.
- Wall or ceiling mount.
- White baked enamel finish.
- Cannot be bent.

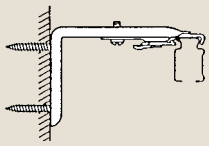

Wall mount

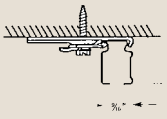

Ceiling mount

Suggested Specifications

- Track:
  - Furnish and install, as indicated on plans, Kirsch track No. 9046, extruded of .070" 6063T5 Aluminum alloy etched and anodized.
- Finish:
  - (25) White
- Specify Slide Carrier:
  - No. 9406 Button Style
  - No. 9685 Button Style
  - No. 9686 Button Style.
- Specify Master Carrier:
  - No. 9644
  - No. 94158 & 94159
- Specify End Cap:
  - No. 9684
  - No. 9682

Baton or Hand Draw Components

Track Splices

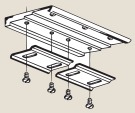

No. 94110
Use with Track No. 94003

Overlap Master Carriers

Drapery panels overlap at center

Nos. 94174 and 94173
Over the top master carrier.

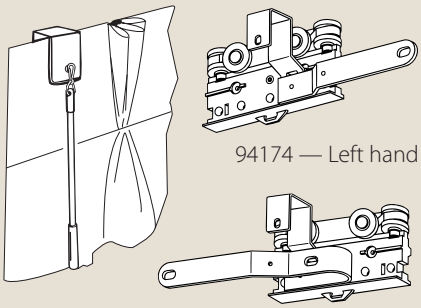

94174 — Left hand

94173 — Right hand

Nos. 94114 and 94113

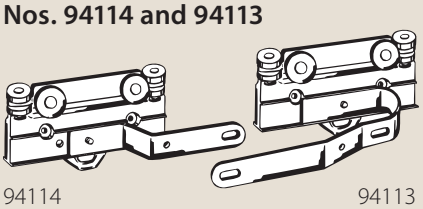

94114 Left hand

94113 Right hand

No. 9644

May be used with batons.



Nos. 94159 and 94158

For batons, Ripplefold® and conventional pleat draperies (panels must hang below track).

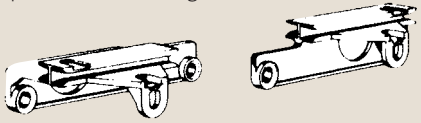

94159 Left hand

94158 Right hand

Butt Master Carriers

Drapery panels butt together at center. No flat areas or overlap shadow.

Nos. 94136 and 94135

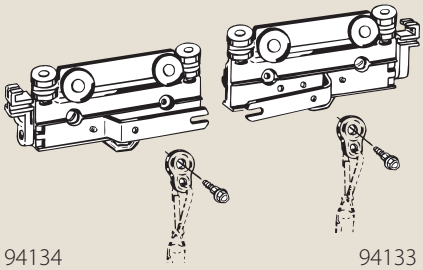

94134 Left hand

94133 Right hand

Nos. 94134 and 94133

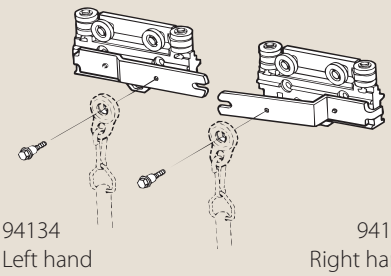

94134 Left hand

94133 Right hand

Slide Carriers

No. 9670
Slide Carrier
Must use No. 9683 end stops and No. 9644 masters

No. 9406
Button Carrier
Lubri-side molded Celcon; glides smoothly in track

No. 9685
Button Carrier (No. 9406) with attached hook

No. 9687
Ball Bearing Carrier with hook, without chain. Has eyelets for No. 9688 chain.

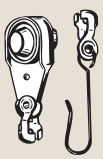

No. 9686
Slide Carrier with hook, without bead chain. Standard drop 3½" (other drops available at extra cost).

No. 9673
Ball Bearing Carrier with attached hook

No. 9678R
Wheeled Carrier

End Stops

No. 9684
End Stop with pin-hole return

No. 9683

End Caps

No. 9682

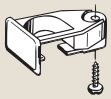

No. 94141
Use with Track No. 94003, 94005

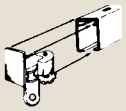

No. 94142
Use with Track No. 94003, 94005

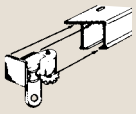

Batons with Harness Snaps

For use with cordless hand draw. White finish.

³⁄₈" Fiberglass	¼" Steel	Length
No. 91232	91332R	2½'
No. 91233	91333R	3'
No. 91234	91334R	4'
No. 91235		5'
No. 91236		6'

Baton Draw Multi-Wheel Masters for 94133 and 94134 Pinch Pleat for extra overlap; 94135 and 94136 for Ripplefold®. Requires use of 94145 or 94146 stiffeners (see page 5).

Cubicle Track System

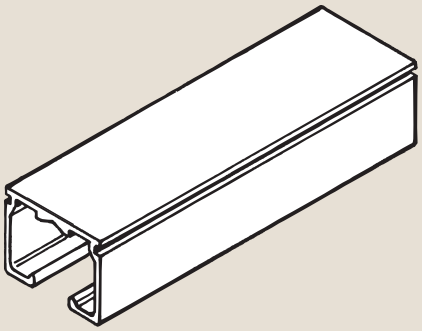

No. 9600

Application

- Excellent choice for privacy curtains in hospitals and extended care facilities.

Description

- Track is 29/32" x 11/16" x .050 extruded 6063T5 anodized aluminum.
- Inner surface is center ridge-grooved for easy installation.
- If specified, tracks will be bent or circular curved from one continuous length up to 20'. Bends will be approx. 14" radius.
- Maximum weight per foot: 2.4 pounds.

No. 9601/090
33" track with 90˚ bend.

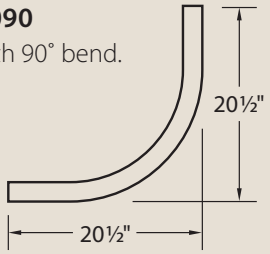

No. 9605/090
Track with 90˚ bend, 9616 carriers, 9610 end stops and 9611 pull-out.

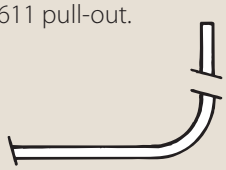

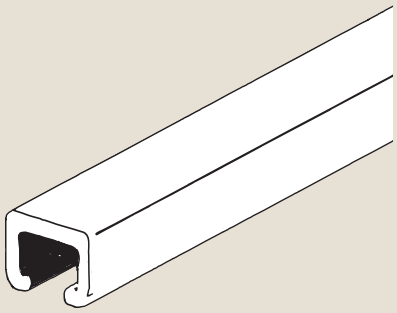

No. 9046

Application

- Good quality track for use with cubicle or pinch-pleated curtains.

Description

- Track is 5/8" x 1/2" x .070 extruded 6063T5 anodized aluminum.
- Lubricated with Kirlon for friction-free operation.
- If specified, tracks will be bent or circular curved from one continuous length up to 16'. Bends will be approx. 8" or 12" radius.

Popular Configurations for Intravenous or Cubicle Installations

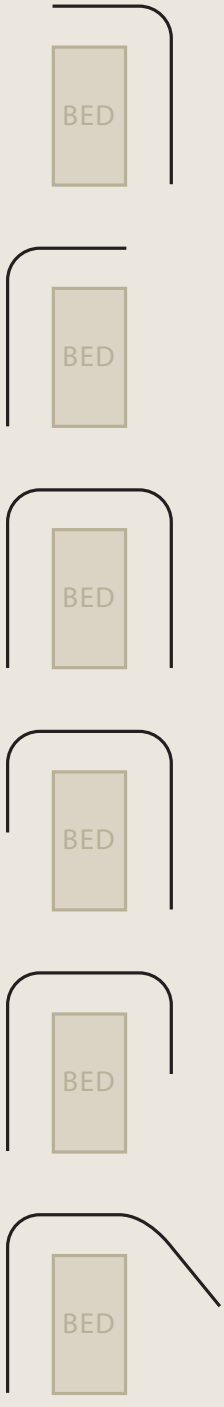

Components for Cubicle Track System

No. 9046

Overlap Master Carriers

Drapery panels overlap at center

No. 9644/061
Master slide for pinch-pleated panels; permits draperies to overlap for privacy.

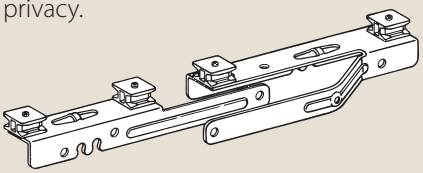

Slide Carriers

No. 9406/061
Button Carrier
Lubri-side molded Celcon; glides smoothly in track

No. 9685/061
Button Carrier (No. 9406) with attached zinc-plated .080 wire hook designed for grommeted panels

No. 9686/061
Slide Carrier with hook, without bead chain. Standard drop 3½" (other drops available at extra cost).

End Caps

No. 9682

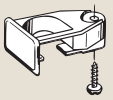

End Stops

No. 9684

No. 9600

Carriers

No. 9633
Carrier body and wheels made of Celcon

No. 9616/061
Carrier (No. 9633) with attached hook. Eye and hook of .093 bright basic wire, nickel plated.

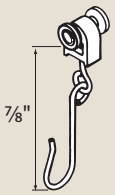

Track Splices

No. 9612

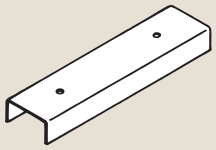

End Stops

No. 9610
End Stop

No. 9611
Pull-out

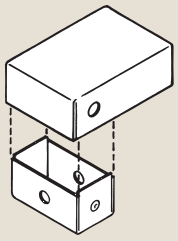

End Caps

No. 9613
End Cap

Supports & Brackets

No. 9637
Support

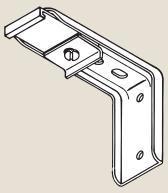

No. 9639
Bracket

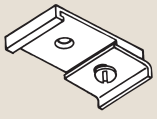

No. 9600

No. 9623
Ceiling Flange

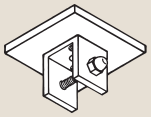

No. 9624
Track Socket

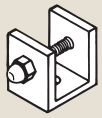

No. 9620/12
Suspension Tubing
¾" x ¾"

No. 9689
16" PVC Hanger

No. 9690
16" Hook Chain

No. 9693
End Ring for shortening hook chain

Installation Aids

Suspended Ceiling Clips

No. 9520

Can be used for mounting Architrac rod sets on suspended type ceilings where conventional surface mounting with screws and/or mounting devices is not possible.

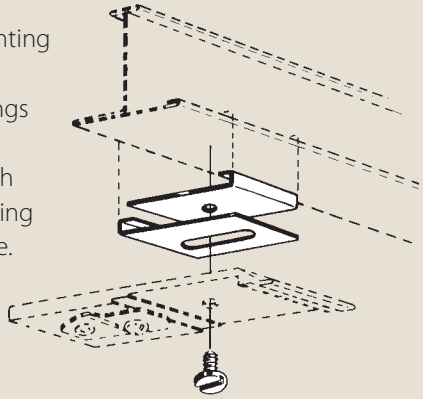

Channel Protector

No. 9955

Plastic channel protector should be used as shown. Place inside the track during ceiling or recess mounting of surface track to prevent damage to sliding surface.

Use with 94005, 94008 and 9046 tracks.

Do not use Hex head screws. Must use low profile heads.

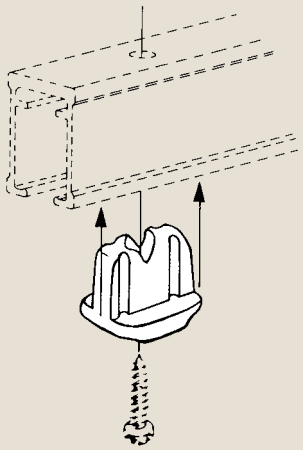

www.kirsch.com

To place orders, verify status
or obtain the latest product information,
Call toll-free 1-800-817-6344
or Fax toll-free: 1-800-308-4293

For express service, have your customer
code readily available.

Kirsch Window Fashions ©2008
4110 Premier Drive, High Point, NC 27265
Phone: 1-800-817-6344 • Fax: 1-800-308-4293
www.kirsch.com

A Newell Rubbermaid Company

F0291008
Updated 9/08