

# PANEL ACCENTS™ SLIDING PANELS

## Table of Contents

### Features

Panel Fabric Styles and Information: Roller Shade Fabric .....	2
Panel Fabric Styles and Information: Solar Shade Fabric .....	3
Fabric Styles and Information: Roman Shade Fabric .....	4
Nature's Beauty of Natural Shades .....	5
Panel Material Styles and Information: Natural Shade Material .....	6

### Size Considerations

Sliding Panels, Depth Requirements for Inside Mount .....	7
---	---

### Options

Summary .....	8
Wand Control, Cord Control, Stack Options .....	9
Edge Banding: Natural Shades, Liners: Natural Shades .....	10
Spliced Shades, Replacement Panel Information, Replacement Headrail Information, Replacement Valance .....	11
Roller, Solar, and Roman Square-Corner Valance, Valance: Premiere Natural Shades Sliding Panels and Premiere Valance Only ..	12

### General Information

Track Selection: Right or Left Single Stack .....	13
Track Selection: Split Stack .....	14
How to Measure for Uncovered or Clear Window Opening, Panel Configurations .....	15
Sliding Panel: Roller, Solar, and Roman Fabrics Product Detail .....	16
Sliding Panel: Natural Shade Materials Product Detail .....	17

### Price Charts and Options Pricing

Price Group A: Roller Shade Fabric: Cambridge LF, Capri, Essential; Solar Shade Fabric: Standard Weave 3%, Standard Weave 5%, Vanguard 3%, Vanguard 5%; Roman Shade Fabric: Regal .....	19
Price Group B: Roller Shade Fabric: Harmony, Rujin, Sheffield, Suburban II; Solar Shade Fabric: Cumulus, Monticello, Plexus 3%, Plexus 5%, Standard Weave 1%, Standard Weave 10%, Vanguard 1%, Venture; Roman Shade Fabric: Cristale, Versailles .....	20
Price Group C: Roller Shade Fabric: Arboretum LF, Banquet, Cambridge RD, Crossweave, Elements, Empire, Prairie, Sedona, Whitcomb; Solar Shade Fabric: Chronicles, Complex, Exposition .....	21
Price Group D: Roller Shade Fabric: Allure, Arboretum BO, Crystalline, Herald, Monaco, Opulent, Palisades, Riverbend, Whitehall; Solar Shade Fabric: Epitome, Guildhall, Kismet, Merit, Paradigm, Plexus 1%, Prodigy, Reaction, Resolve .....	22
Price Group E: Natural Shade Material: Lipo, Revelry .....	23
Price Group F: Natural Shade Material: Chencun, Escape, Majian, Serenity, Tousand II .....	24
Price Group G: Natural Shade Material: Inan, Moniz, Yunnan .....	25
Price Group H: Natural Shade Material: Amour, Boardwalk, Majuro .....	26
Price Group I: Natural Shade Material: Beachfront, Meilin, Satera, Terrestrial, Zishan .....	27
Price Group J: Natural Shade Material: Azores, Madeira, Merino, Paralian .....	28
Replacement Panel Pricing and Ordering: Roller, Solar, and Roman Shades, Price Group A, B, C, D .....	29
Replacement Panel Pricing and Ordering: Natural Shades, Price Group E, F, G, H, I, J .....	30
Options Pricing, Replacement Headrail Information, Valance Only Pricing: Square-Corner or Premiere Valances .....	31



# Features

## Panel Fabric Styles and Information: Roller Shade Fabric\*

Style Name	Price Group	Fabric Composition	Light Control	Privacy	Color to Street Side <sup>#</sup>
Allure*	D	100% polyester	Light filtering	Moderate	Shiny base color
Arboretum BO**	D	100% polyester	Blackout	Complete	White
Arboretum LF**	C	100% polyester	Light filtering	Moderate	Front base color
Banquet*	C	100% polyester	Light filtering	Moderate	White
Cambridge LF**	A	100% polyester	Light filtering	Moderate	Same front and back
Cambridge RD**	C	100% polyester	Room darkening	Complete	White
Capri*	A	75% cellulose/25% polyester	Light filtering	Moderate	Same front and back
Crossweave**	C	100% polyester	Light filtering	Moderate	Same front and back
Crystalline**	D	100% polyester	Light filtering/ room darkening	Moderate/ complete	Same front and back
Elements**	C	100% polyester	Sheer	Minimal	Same front and back
Empire**	C	100% polyester	Light filtering	Moderate	Lighter version of front
Essential* <sup>□</sup>	A	3 ply vinyl/1 ply fiberglass	Blackout	Complete	White
Harmony**	B	100% polyester	Light filtering	Moderate	Same front and back
Herald**	D	100% polyester	Light filtering	Moderate	Lighter version of front
Monaco*	D	100% polyester	Sheer	Minimal	Same front and back
Opulent**	D	100% polyester	Blackout	Complete	White
Palisades**	D	100% polyester	Light filtering	Moderate	Same front and back
Prairie** <sup>□</sup>	C	100% polyester	Light filtering	Moderate	Same front and back
Riverbend**	D	100% polyester	Light filtering	Moderate	Same front and back
Rujin**	B	76% polyester/24% polypropylene	Light filtering	Moderate	Same front and back
Sedona**	C	100% polyester	Light filtering	Moderate	White
Sheffield**	B	100% polyester	Light filtering	Moderate	Same front and back
Suburban II**	B	100% polyester	Light filtering	Moderate	Same front and back
Whitcomb**	C	100% polyester	Light filtering	Moderate	Same front and back
Whitehall**	D	100% polyester	Blackout	Complete	White

\*Coordinates with Graber® Roller Shades

\*\*Oeko-Tex® Standard 100% Certified

□GREENGUARD Certified®

<sup>#</sup>If ordering for use as a room divider: materials indicated as neutral or white under the color to street side column will be colored on one side and neutral or white on the other side.

### Light Control and Privacy

**Sheer:** Allows the most amount of light into the room for a minimum amount of privacy and a view to the outside. Objects in the room can be seen quite clearly through shades.

**Light Filtering:** Allows light to gently filter through and provides privacy. Images and shapes may be seen through these shades, but details are not visible. Deep fabric colors provide moderate light control, while light colors provide lower light control.

**Room Darkening:** Light is substantially blocked; vague shadows of objects or people may be visible; maximum room darkening is achieved with darker colors.

**REMINDER:** For inside mount there will be a light gap (3/8" (1.0 cm) for wand control; 1" (2.6 cm) for cord control) and a secondary treatment (curtains or draperies) is recommended to achieve complete privacy. Otherwise, an outside mount with overlap is recommended.

### Pattern Alignment

Due to the pattern design of roller and solar fabrics and natural shade materials, exact alignment of the pattern across panels is not possible.

To ensure consistency of color and fabric and to avoid fabric lot variations, it is important to order all shades for one room at the same time.

### Oeko-Tex Standard 100 Certified Fabrics

Oeko-Tex Standard 100 certifies that our fabrics are free of PVC, halogen, lead, formaldehyde, allergenic dyes, pesticides, phenols, heavy metals, and meets all VOC content limits.



Oeko-Tex is a registered trademark of the Oeko-Tex Association.

### GREENGUARD Indoor Air Quality Certified Fabrics

Many Graber fabrics have been certified by GREENGUARD Environmental Institute (GEI) to be low chemical and particle emitting fabrics providing a healthier indoor air quality. The process used for certification complies with established indoor air quality standards and is performed by a third party lab. Please see [www.graberblinds.com](http://www.graberblinds.com) for more information.



GREENGUARD Indoor Air Quality Certified is a registered trademark of the GREENGUARD Environmental Institute.

# Features

## Panel Fabric Styles and Information: Solar Shade Fabric<sup>A</sup>

Style Name	Price Group	Fabric Composition	Openness/ UV Blockage		Color Numbers
Chronicles <sup>Δ□</sup>	C	15% polyester/85% vinyl on polyester	4%	96%	All
Complex <sup>Δ□</sup>	C	30% polyester/70% vinyl on polyester	5%	95%	All
Cumulus <sup>Δ□</sup>	B	22% polyester/78% vinyl on polyester	14%	86%	All
Epitome <sup>Δ□</sup>	D	25% polyester/75% vinyl on polyester	3%	97%	All
Exposition <sup>Δ□</sup>	C	26% polyester/74% vinyl on polyester	8%	92%	All
Guildhall <sup>Δ□</sup>	D	26% polyester/74% vinyl on polyester	5%	95%	All
Kismet <sup>Δ□</sup>	D	26% polyester/74% vinyl on polyester	6%	94%	All
Merit <sup>Δ□</sup>	D	15% polyester/85% vinyl on polyester	4%	96%	All
Monticello <sup>Δ□</sup>	B	23.8% polyester/76.2% vinyl on polyester	7%	93%	All
Paradigm <sup>Δ□</sup>	D	25% polyester/75% vinyl on polyester	8%	92%	All
Plexus 1% <sup>Δ□</sup>	D	19% polyester/81% vinyl on polyester	1%	99%	T7601, T7611, T7612
		25% polyester/75% vinyl on polyester			T7602, T7603, T7604, T7605, T7606, T7607, T7608, T7609, T7610, T7613
Plexus 3% <sup>Δ□</sup>	B	19% polyester/81% vinyl on polyester	3%	97%	T7701, T7711, T7712
		25% polyester/75% vinyl on polyester			T7702, T7703, T7704, T7705, T7706, T7707, T7708, T7709, T7710, T7713
Plexus 5% <sup>Δ□</sup>	B	13% polyester/87% vinyl on polyester	5%	95%	T7801, T7811, T7812
		25% polyester/75% vinyl on polyester			T7802, T7803, T7804, T7805, T7806, T7807, T7808, T7809, T7810, T7813
Prodigy <sup>Δ□</sup>	D	25% polyester/75% vinyl on polyester	8%	92%	All
Reaction <sup>Δ□</sup>	D	15% polyester/85% vinyl on polyester	4%	96%	All
Resolve <sup>Δ□</sup>	D	24% polyester/76% vinyl on polyester	3%	97%	All
Standard Weave 1% <sup>Δ□</sup>	B	21% polyester/79% vinyl on polyester	1%	99%	T7905, T7907, T7908
		24% polyester/76% vinyl on polyester			T7901, T7906
		25% polyester/75% vinyl on polyester			T7902, T7903, T7904
Standard Weave 3% <sup>Δ□</sup>	A	18% polyester/82% vinyl on polyester	3%	97%	T8202, T8203, T8204
		21% polyester/79% vinyl on polyester			T8205, T8207, T8208
		24% polyester/76% vinyl on polyester			T8201, T8206
Standard Weave 5% <sup>Δ□</sup>	A	16% polyester/84% vinyl on polyester	5%	95%	T8302, T8303, T8304
		21% polyester/79% vinyl on polyester			T8305, T8307, T8308
		24% polyester/76% vinyl on polyester			T8301, T8306
Standard Weave 10% <sup>Δ□</sup>	B	16% polyester/84% vinyl on polyester	10%	90%	T8402, T8403, T8404
		21% polyester/79% vinyl on polyester			T8405, T8407, T8408
		24% polyester/76% vinyl on polyester			T8401, T8406
Vanguard 1% <sup>Δ□</sup>	B	21% polyester/79% vinyl on polyester	1%	99%	T7912, T7913, T7914, T7917, T7918
		24% polyester/76% vinyl on polyester			T7909, T7911, T7915, T7916
		25% polyester/75% vinyl on polyester			T7910, T7919
Vanguard 3% <sup>Δ□</sup>	A	18% polyester/82% vinyl on polyester	3%	97%	T8210, T8219
		21% polyester/79% vinyl on polyester			T8212, T8213, T8214, T8217, T8218
		24% polyester/76% vinyl on polyester			T8209, T8211, T8215, T8216
Vanguard 5% <sup>Δ□</sup>	A	16% polyester/84% vinyl on polyester	5%	95%	T8310, T8319
		21% polyester/89% vinyl on polyester			T8312, T8313, T8314, T8317, T8318
		24% polyester/76% vinyl on polyester			T8309, T8311, T8315, T8316
Venture <sup>Δ□</sup>	B	16% polyester/84% vinyl on polyester	7%	93%	All

<sup>A</sup>Coordinates with Graber® Solar Shades

<sup>□</sup>Oeko-Tex® Standard 100% Certified

<sup>□</sup>GREENGUARD Certified®

### Light Control and Privacy

**Sheer:** Allows the most amount of light into the room for a minimum amount of privacy and a view to the outside. Objects in the room can be seen quite clearly through shades.

**Light Filtering:** Allows light to gently filter through and provides privacy. Images and shapes may be seen through these shades, but details are not visible. Deep fabric colors provide moderate light control, while light colors provide lower light control.

**Room Darkening:** Light is substantially blocked; vague shadows of objects or people may be visible; maximum room darkening is achieved with darker colors.

**REMINDER:** For inside mount there will be a light gap (3/8" (1.0 cm) for wand control; 1" (2.6 cm) for cord control) and a secondary treatment (curtains or draperies) is recommended to achieve complete privacy. Otherwise, an outside mount with overlap is recommended.

### Pattern Alignment

Due to the pattern design of roller and solar fabrics and natural shade materials, exact alignment of the pattern across panels is not possible.

To ensure consistency of color and fabric and to avoid fabric lot variations, it is important to order all shades for one room at the same time.

### GREENGUARD Indoor Air Quality Certified Fabrics

Many Graber fabrics have been certified by GREENGUARD Environmental Institute (GEI) to be low chemical and particle emitting fabrics providing a healthier indoor air quality. The process used for certification complies with established indoor air quality standards and is performed by a third party lab. Please see [www.graberblinds.com](http://www.graberblinds.com) for more information.

GREENGUARD Indoor Air Quality Certified is a registered trademark of the GREENGUARD Environmental Institute.



# Features

## Fabric Styles and Information: Roman Shade Fabric<sup>A</sup>

Style Name	Price Group	Fabric Composition	Light Control	Privacy	Color to Street Side
Cristale	B	100% polyester with polyester backing	Light filtering	Moderate	Neutral
Regal	A	100% polyester with polyester backing	Light filtering	Moderate	Neutral
Versailles	B	100% polyester with polyester backing	Light filtering/ room darkening	Moderate/complete	Neutral

<sup>A</sup>Coordinates with Graber® Fresco® Roman Shades.

**NOTE:** If ordering for use as a room divider: materials indicated as neutral or white under the color to street side column will be colored on one side and neutral or white on the other side.

### Light Control and Privacy

**Light Filtering:** Allows light to gently filter through and provides privacy. Images and shapes may be seen through these shades, but details are not visible. Deep fabric colors provide moderate light control, while light colors provide lower light control.

**Room Darkening:** Light is substantially blocked; vague shadows of objects or people may be visible; maximum room darkening is achieved with darker colors.

**REMINDER:** For inside mount there will be a light gap (3/8" (1.0 cm) for wand control; 1" (2.6 cm) for cord control) and a secondary treatment (curtains or draperies) is recommended to achieve complete privacy. Otherwise, an outside mount with overlap is recommended.

### Pattern Alignment

Due to the pattern design of Roman fabrics, exact alignment of the pattern across panels is not possible.

To ensure consistency of color and fabric and to avoid fabric dye lot variations, it is important to order all shades for one room at the same time.

# Features

## Nature's Beauty of Natural Shades

There is simply no substitute for the beauty of the materials used in natural shades. The colors and textures of bamboo, reeds, grasses, and jute have a distinct character and one-of-a-kind look that synthetic materials can't match.

### Unique Characteristics of Natural Shades

#### Asymmetry

Materials used in natural shades are naturally grown and harvested. Variations in shape, thickness, texture, and grain are to be expected from Mother Nature. While adding personality, these variations create asymmetry in the weave that may alter the appearance of the finished shades. Specifically, you may notice:

- **Uneven Spacing or Gaps**—Differences in bamboo or reed shapes and thicknesses can create uneven spacing or gaps in the weave
- **Pattern Changes or Gaps**—The varying thickness of grassy materials, tied knots, and splices can create visual disruptions in the weave pattern or gaps in the weave
- **Length Differences**—Variations in thickness, bamboo joints, or reed sizes can create length differences from both sides of the shades
- **Bowing or Arching**—Different drying rates of bamboo fibers can create a bowing or arching effect on the finished shades

To minimize variations, all materials used are hand selected to comply with strict specifications. These variations are not considered flaws, but rather normal characteristics expected from naturally grown materials.

#### Color

Evolving with age, the color of bamboo, reeds, grasses, jute, and other natural materials will change slightly. Depending on material composition, they may lighten or darken due to direct sunlight or other climatic conditions. Uncolored or natural materials will experience the most color shift, changing from a green color at harvest to a yellow-brown color over three to six months. Color matching of shades cannot be guaranteed as these are natural reactions to aging.

With character, however, comes inherent natural properties that may influence the appearance of the finished shade. Recognizing and understanding the characteristic traits of natural materials provides more satisfaction and enjoyment once you know why each shade is truly unique!

#### Stretching/Sagging

The natural elasticity of yarns, combined with the weight of the woven material, may cause shades to stretch or sag from 1" (2.6 cm) to 1½" (3.9 cm), and sliding panels to stretch or sag from 1" (2.6 cm) to 2" (5.1 cm) after installation. This is particularly noticeable on inside mount shades or shades that extend from ceiling to floor. Ordering shades shorter than needed will help compensate for stretching over time. Adding edge banding not only gives your shades a truly personal touch, but also helps to control stretching.

#### Tips

During the shipping process, the natural material may have shifted slightly due to its woven construction, causing slight shortening or uneven edges.

**Height**—If after installation, the shades are slightly shorter than ordered, grasp the bottom of the shades and gently pull to stretch to the preferred height. Some materials will also stretch by themselves over time.

**Uneven Edges**—Lightly tap edge of the shades with a flat edge (for example, a ruler) until even.

**Frayed Edges**—If threads come loose near the edges, use a sharp scissors to trim off stray threads.

#### Light Control and Privacy

**Sheer**—Allows the most amount of light into the room for a minimum amount of privacy and a view to the outside. Objects in the room can be seen quite clearly through shades.

**Light Filtering**—Allows light to gently filter through and provides privacy. Images and shapes may be seen through these shades.

Natural shades may have variations and visual inconsistencies in color, weave, grain, and texture. They may also crack or split, twist or bow, shrink or stretch, and change color over time due to aging, direct sunlight, or other climatic conditions. These unique characteristics are inherent in natural materials and are not considered defects in material or workmanship. Exact color matches cannot be guaranteed.

# Features

## Panel Material Styles and Information: Natural Shade Material<sup>§</sup>

Style Name	Price Group	Material Composition	Light Control*
Amour	H	Bamboo reed	Light filtering
Azores	J	Wood	Light filtering
Beachfront	I	Bamboo reed	Sheer
Boardwalk	H	Bamboo reed, grass, jute	Sheer to light filtering
Chencun	F	Slit bamboo, bamboo reed	Sheer to light filtering
Escape	F	Bamboo reed	Light filtering
Inan	G	Slit bamboo, bamboo reed, jute rope	Sheer to light filtering
Lipo	E	Slit bamboo, bamboo reed, jute rope	Sheer to light filtering
Madeira	J	Bamboo reed	Light filtering
Majian	F	Bamboo reed	Sheer to light filtering
Majuro	H	Bamboo reed, jute	Light filtering
Meilin	I	Jute, jute braid, bamboo reed	Light filtering
Merino	J	Bamboo reed, jute, jute braid	Sheer to light filtering
Moniz	G	Bamboo reed, grass rope	Light filtering
Paralian	J	Bamboo, paper yarn	Light filtering
Revelry	E	Bamboo reed	Sheer to light filtering
Saterra	I	Jute	Sheer
Serenity	F	Bamboo reed	Light filtering
Terrestrial	I	Grass	Light filtering
Toushan II	F	Slit bamboo, bamboo reed	Light filtering
Yunnan	G	Slit bamboo, bamboo reed, grass rope	Light filtering
Zishan	I	Grass, bamboo reed	Light filtering

<sup>§</sup>Coordinates with Graber® Natural Shades

\*Light control without liner. Addition of privacy or room-darkening liner improves light control. If ordering liner on a room divider, liner will be visible on one side.

**NOTE:** All fabrics have similar street side appearance.

### Light Control and Privacy

**Sheer:** Allows the most amount of light into the room for a minimum amount of privacy and a view to the outside. Objects in the room can be seen quite clearly through shades.

**Light Filtering:** Allows light to gently filter through and provides privacy. Images and shapes may be seen through these shades, but details are not visible. Deep fabric colors provide moderate light control, while light colors provide lower light control.

**Room Darkening:** Light is substantially blocked; vague shadows of objects or people may be visible; maximum room darkening is achieved with darker colors.

**REMINDER:** For inside mount there will be a light gap (3/8" (1.0 cm) for wand control; 1" (2.6 cm) for cord control) and a secondary treatment (curtains or draperies) is recommended to achieve complete privacy. Otherwise, an outside mount with overlap is recommended.



### Pattern Alignment

Due to the pattern design of roller and solar fabrics and natural shade materials, exact alignment of the pattern across panels is not possible.

To ensure consistency of color and material and to avoid material lot variations, it is important to order all shades for one room at the same time.





# Size Considerations

Sliding Panels				
				
	<b>Width</b>		<b>Height</b>	
	<b>Minimum*</b> inches (cm)	<b>Maximum</b> inches (cm)	<b>Minimum</b> inches (cm)	<b>Maximum</b> inches (cm)
Single Stack	18 (45.8) 52 (132.1) spliced	192 (487.7)	20 (50.8)	108 (274.4) wand control 144 (365.8) cord control
Split Stack	36 (91.5) 60 (152.4) spliced	332 (843.3) 192 (487.7) to 332 (843.3) (spliced headrail)		Cord Control (right stack)

\*For all inside mount applications— $\frac{3}{8}$ " (1.0 cm) deduction is taken on overall width.



Spliced Headrail (wand only)  
(see spliced shades options section)

Depth Requirements for Inside Mount					
	Sliding Panels Headrail Dimensions inches (cm)	 Partially recessed headrail in window casing/ molding	 Fully recessed headrail in window casing/ molding	Roller, Solar Fabric Fully Recessed with Valance	Natural Shade Material Fully Recessed with Valance
		Minimum Depth Mount inches (cm)	Flush with Casing inches (cm)	Flush with Casing inches (cm)	Flush with Casing inches (cm)
2-Channel	$1\frac{1}{16}$ x $1\frac{1}{16}$ (1.8 x 3.4)	1 (2.6)	$1\frac{1}{16}$ (4.3)	$\frac{3}{16}$ (8.0)	$\frac{3}{16}$ (8.1)
3-Channel	$1\frac{1}{16}$ x 2 (1.8 x 5.1)	1 (2.6)	$2\frac{1}{8}$ (5.4)	$\frac{3}{16}$ (8.0)	$\frac{3}{16}$ (9.1)
4-Channel	$1\frac{1}{16}$ x $2\frac{3}{4}$ (1.8 x 7.0)	$1\frac{1}{4}$ (4.5)	$2\frac{3}{8}$ (7.0)	$\frac{3}{16}$ (9.1)	$\frac{1}{4}$ (10.5)
5-Channel	$1\frac{1}{16}$ x $3\frac{1}{2}$ (1.8 x 8.9)	$1\frac{3}{4}$ (4.5)	$\frac{3}{8}$ (8.9)	$\frac{4}{16}$ (10.7)	$\frac{1}{2}$ (12.1)

**NOTE:** For all headrails, height with panel attachment rail is  $1\frac{1}{16}$ " (4.3 cm).

# Options

## Summary

The following is a list of options for sliding panels. Most options are available in all styles and colors. Limitations will be based on type. See detailed descriptions on the following pages.

### Control Type Options—No Charge

- Wand control—standard
- Cord control—optional, no charge

### Shade Options—No Charge

- Edge banding—natural shade material only
- Projection brackets
  - Long (adds up to 2½" (6.4 cm) extension from wall)
    - Optional for 2, 3, 4, and 5 track headrails
  - Medium (adds up to 1⅝" (4.2 cm) extension from wall)
    - Optional for 2 and 3 track headrails
    - Standard on 4 and 5 track headrails

### Shade Options—Surcharge

- Privacy liner: natural shade material only
- Room-darkening liner: natural shade material only
- Spliced shades: shades over 192" (487.7 cm), first splice is no charge; wand control only
- Square-corner valance: roller, solar, or Roman fabric only
- Premiere valance: natural shade material only
  - 6" (15.3 cm) valance with horizontal material orientation, edge banding is optional (named self valance previously)
  - 6" (15.3 cm) valance with vertical material orientation, edge banding top and bottom mandatory
  - 9" (22.9 cm) valance with horizontal material orientation, edge banding is optional
  - 9" (22.9 cm) valance with vertical material orientation, edge banding top and bottom mandatory
  - 9" (22.9 cm) deco-trim valance, no vertical orientation, edge banding, or liner options
- Wood cornice and valances: see cornice and valance price list



# Options

## Wand Control



- No charge
- Standard

Control Length Chart		
Finished Blind Height inches (cm)	Wand Length inches (cm)	Cord Length inches (cm)
Up to 30 (76.2)	12 (30.5)	14 (35.6)
30 <sup>1</sup> / <sub>16</sub> to 48 (76.4 to 122.0)	24 (61.0)	26 (66.1)
48 <sup>1</sup> / <sub>16</sub> to 77 (122.1 to 195.6)	36 (91.5)	38 (96.6)
77 <sup>1</sup> / <sub>16</sub> to 92 (195.8 to 233.7)	48 (122.0)	50 (127.0)
92 <sup>1</sup> / <sub>16</sub> to 108 (233.9 to 274.4)	60 (152.4)	62 (157.5)

- Control length is the distance from the top of the track to the bottom of the wand or cord control
- Finished blind length over 108" (274.4 cm) available as cord control only
- Spliced headrail tracks are only available as wand control
- Wand is oriented to the front of the panel
- Split stack has a wand on each leading panel

## Cord Control



- No charge
- Optional, no charge
- See control length chart above

## Stack Options

- No charge
- Stack is the location of the panels when the shade is fully open
- Order selection based on stack right, left, or split



Split Stack



Stack Left



Stack Right

# Options

## Edge Banding: Natural Shades



- **No charge**
- Edge banding is required with natural shade material
- Not available with roller, solar, or Roman fabrics

1" (2.6 cm) Edge Banding	Color Number
Black	7000
Chocolate	7006
Cocoa	7001
Dark Beige	7005
Gray	7176
Light Sage	7173
Mink Gray	7174
Muslin	7172
Smoke	7175
Snow White	7170
Taupe	7008
Toffee	7002
Vanilla	7171

2" (5.1 cm) Edge Banding	Color Number
Black	1000
Chocolate	1005
Cocoa	1001
Dark Beige	1003
Gray	1176
Light Sage	1173
Mink Gray	1174
Muslin	1172
Serpentine Cocoa	3003
Serpentine Cosmos	3170
Serpentine Landscape	3171
Smoke	1175
Snow White	1170
Taupe	1007
Toffee	1002
Trellis Basalt	3172
Trellis Dune	3173
Vanilla	1171

## Liners: Natural Shades




- **For surcharge, see price charts**
- Available on natural shade materials only
- All liner colors are neutral facing the street
- Liners are 100% polyester

Colors	Privacy Color Number	Room-Darkening Color Number
Cocoa	2297	6297
Sand	2701	6701
Seal	2012	6012
Snow White	2909	6909
Taupe	2659	6659

# Options

## Spliced Shades



- **For surcharge, see options pricing**
- Shades over 192" (487.7 cm), first splice is at no charge
- Excellent option for homes or apartments where narrow hallways, elevators, or stairwells make it difficult to move wide shades
- Available with wand control only
- Headrail sections will require assembly at installation
- Single stack shade available up to 192" (487.7 cm) wide; shade operates as one unit after headrail sections are assembled together; maximum number of headrail sections: 3 (2 splices)
- Split stack shade available up to 332" (843.3 cm) wide; maximum number of headrail sections when greater than 192" (487.7 cm): 6 (5 splices)
- 4- and 5-track headrails only

**NOTE:** Must specify spliced shades at time of order.

## Replacement Panel Information



- **For pricing, see replacement panel price charts**
- Replacement panels may be ordered to replace damaged panels or to update panels to match new décor
- Each panel is priced individually based on panel width and shade height
- When ordering, specify
  - Fabric or material style, color name, and color number
  - Finished panel width (width at top of panel)
  - Overall shade height (height of shade including headrail)
  - Number of panels needed

**NOTE:** Due to dye lot variations and color aging, exact color match to the original order is not guaranteed.

## Replacement Headrail Information

- **For surcharge, see options pricing**
- Valances not included with replacement headrail; must be ordered separately
- Installation hardware is included

Specify the following when ordering:

- Finished shade width and installation (inside or outside mount)
- Number of tracks
- Stack option (right, left, split)
- Control option (wand or cord control)
- Cord control location (left or right)
- Headrail color (Gray or Bronze)
- Projection brackets (if desired)

## Replacement Valance

A valance only option is available. Orders for roller, solar, and Roman fabrics will receive the square-corner valance; orders for natural shade materials will receive the premiere valance. See options pricing for price.


# Options

## Roller, Solar, and Roman Square-Corner Valance




- **For surcharge, see price charts**
- A square-corner vinyl, channel panel valance is available as a surcharge option for roller, solar, and Roman fabric shades
- The square-corner valance includes two returns
- Special valance return lengths are available from 1" (2.6 cm) to 6" (15.3 cm)
- Inside mount shades do **not** include returns unless specifically requested at time of order entry
- A single valance is available up to 192" (487.7 cm) in width; valance insert from 63" (160.1 cm) to 72" (182.9 cm) will be spliced in two or three places
- Not available with natural shade materials

## Valance: Premiere Natural Shades Sliding Panels and Premiere Valance Only



Shown with Option A



Option A

Option B

Option C: Deco-Trim Designs

Seascape



Design scaled to width of shade.

Dentil



Design repeated with width of shade.

Cathedral



Design repeated with width of shade.

Horizon



Design scaled to width of shade.

- **For surcharge, see price charts**
- Natural shade material is mounted to a North American hardwood frame with mitered corner returns that attach separately; valance upgrade option provides stable returns and a clean, uniform appearance
- Valance can be ordered for use alone or to complement other window treatments
- Valance includes mounting brackets (standard, ceiling, or projection brackets)
- Valance returns are available on all options
  - Valance returns are standard on outside mount natural shades premiere valance based on headrail depth
  - Special valance return widths available for outside mounts from 1½" (3.9 cm) to 8" (20.4 cm) or inside mounts from 1½" (3.9 cm) to 3" (7.7 cm)
  - Special return height sizes are not available
  - Horizontal valance returns are not edge banded
- Valances over maximum material width will be spliced
- Fabric edge banding is available on 6" (15.3 cm) or 9" (22.9 cm) horizontally or vertically oriented material; not available on deco-trim valance
- Not available with roller, solar, and Roman fabrics

### Options:

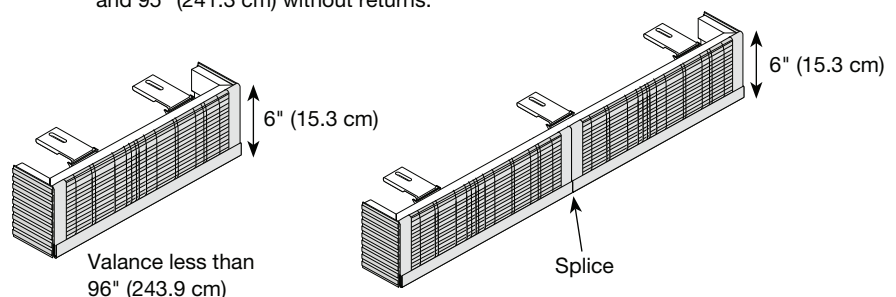
A: 6" (15.3 cm) or 9" (22.9 cm) valance with horizontal material orientation, edge banding is optional.

B: 6" (15.3 cm) or 9" (22.9 cm) valance with vertical material orientation, edge banding top and bottom mandatory.

C: 9" (22.9 cm) deco-trim valance; no vertical orientation option (must select accent gimp).

D: Wood cornice: see cornices and valances price list.

**NOTE:** Horizontally oriented valances over 96" (243.9 cm) will be spliced in one to three places and will not align with shade panels. Vertically oriented material will be one continuous piece. Hardwood frame will be spliced at 94" (238.8 cm) with returns and 95" (241.3 cm) without returns.



# General Information

Use this chart to determine the number of tracks to order for single stack.

**Minimum Depth Requirement:** 2 or 3 tracks = 1" (2.6 cm); 4 or 5 tracks = 1¾" (4.5 cm)

**Inside Mount:** Match the width measurement of the window with the finished shade width range column. Inside mount shades made with more tracks have a larger clear window opening. Shades with fewer tracks may cover the window more. Select the number of tracks based on the measurements in the chart below.

**Outside Mount:** To determine width measurement and to select number of tracks, find clear opening measurement in the chart. Select number of desired tracks. The shade width will be the clear window opening, plus stack width, and privacy overlap. The shade width will vary with the number of tracks selected.

**NOTE:** For maximum clear opening, see "How to Measure for Uncovered or Clear Window Opening". To determine panel configurations, see single stack shade chart under panel configurations.

## Track Selection: Right or Left Single Stack

Single Stack Right or Left								
Clear Opening up to inches (cm)	5 Tracks		4 Tracks		3 Tracks		2 Tracks	
	5 Panels		4 Panels		3 Panels		2 Panels	
	Shade Width Range inches (cm)	Panel Width Range inches (cm)	Shade Width Range inches (cm)	Panel Width Range inches (cm)	Shade Width Range inches (cm)	Panel Width Range inches (cm)	Shade Width Range inches (cm)	Panel Width Range inches (cm)
7½-9 (18.8-22.9)							18-22½ (45.8-56.2)	10½-13½ (27.0-33.4)
12 (30.5)								
16 (40.7)							18-21½ (45.8-55.6)	9¼-9¾ (23.5-25.1)
19 (48.3)	24-27½ (61.0-70.2)	8-8½ (20.4-22.0)	25½-29¼ (64.5-74.3)	9-9½ (23.8-26.0)	28-32½ (71.2-82.3)	12-13½ (30.5-34.0)	22¼-27½ (56.6-70.9)	13½-15½ (33.4-40.4)
22 (55.9)	27¼-31½ (70.5-79.7)	8¾-9¾ (22.3-23.9)	29-33¼ (74.7-84.5)	10-10½ (26.4-28.6)	32-36½ (82.6-93.7)	13-14½ (34.3-37.8)	28-35½ (71.2-91.2)	16-19½ (40.7-50.5)
25 (63.5)	31½-35½ (80.1-89.3)	9½-10½ (24.2-25.8)	33-37½ (84.8-94.7)	11-12¼ (28.9-31.1)	37-41½ (94.0-105.1)	15-16½ (38.1-41.6)	36-41½ (91.5-106.4)	20-22½ (50.8-58.2)
28 (71.2)	35¼-38¾ (89.6-98.8)	10¼-10¾ (26.1-27.7)	37-41¼ (95.0-104.8)	12-13¼ (31.4-33.7)	41-45½ (105.5-116.6)	16-17½ (42.0-45.5)	42-47½ (106.7-121.7)	23-25½ (58.5-65.8)
31 (78.8)	39-42½ (99.1-108.3)	11-11½ (28.0-29.6)	41-45¼ (105.1-115.0)	13-14¼ (28.9-36.2)	46-50½ (116.9-128.0)	18-19½ (45.8-49.3)	54-59½ (137.2-152.1)	29-31½ (73.7-81.0)
34 (86.4)	42¼-46½ (108.6-117.8)	11-12½ (29.9-31.5)	45-49¼ (115.3-125.1)	14-15¼ (36.5-38.7)	50-54½ (128.3-139.4)	19-20½ (49.6-53.1)	60-65½ (152.4-167.4)	32-34½ (81.3-88.6)
37 (94.0)	46-50½ (118.2-127.4)	12-13½ (31.8-33.4)	49-53¼ (125.5-135.3)	15-16¼ (39.1-41.3)	55-59½ (139.7-150.9)	21-22½ (53.4-56.9)	66-71½ (167.7-182.6)	35-37½ (88.9-96.3)
40 (101.6)	50¼-53½ (127.7-136.9)	13-13½ (33.7-35.3)	53-57¼ (135.6-145.5)	16-17¼ (41.6-43.8)	59-63½ (151.2-162.3)	22-23½ (57.2-60.7)	72-77½ (182.9-197.9)	38-40½ (96.6-103.9)
43 (109.3)	54-57½ (137.2-146.4)	14-14½ (35.6-37.2)	57-61¼ (145.8-155.6)	17-18¼ (44.1-46.4)	64-68½ (162.6-173.7)	24-25½ (61.0-64.5)	78-83½ (198.2-213.1)	41-43½ (104.2-111.5)
46 (116.9)	57¼-61½ (146.7-155.9)	14-15½ (37.5-39.1)	61-65¼ (155.9-165.8)	18-19¼ (46.7-48.9)	68-72½ (174.0-185.2)	25-26½ (64.8-68.3)	84-89½ (213.4-228.3)	44-46½ (111.8-119.1)
49 (124.5)	61-65½ (156.3-165.5)	15-16½ (39.4-41.0)	65-69¼ (166.1-175.9)	19-20¼ (49.2-51.4)	73-77½ (185.5-196.6)	27-28½ (68.6-72.1)	90-91½ (228.6-233.4)	47-47½ (119.4-121.7)
52 (132.1)	65¼-68½ (165.8-175.0)	16-16½ (41.3-42.9)	69-73¼ (176.3-186.1)	20-21¼ (51.8-54.0)	77-81½ (196.9-208.0)	28-29½ (72.4-75.9)	92 (233.7)	48 (122.0)
55 (139.7)	69-72½ (175.3-184.5)	17-17½ (43.2-44.8)	73-77¼ (186.4-196.3)	21-22¼ (54.3-56.5)	82-86½ (208.3-219.4)	30-31½ (76.2-79.7)		
58 (147.4)	72-76½ (184.8-194.0)	17-18½ (45.1-46.7)	77-81¼ (196.6-206.4)	22-23¼ (56.8-59.1)	86-90½ (219.8-230.9)	31-32½ (80.0-83.5)		
61 (155.0)	76-80½ (194.4-203.6)	18-19½ (47.0-48.6)	81-85¼ (206.7-216.6)	23-24¼ (59.4-61.6)	91-95½ (231.2-242.3)	33-34½ (83.8-87.4)		
64 (162.6)	80-83½ (203.9-213.1)	19-19½ (48.9-50.5)	85-89¼ (216.9-226.7)	24-25¼ (62.0-64.1)	95-99½ (242.6-253.7)	34-35½ (87.7-91.1)		
67 (170.2)	84-87½ (213.4-222.6)	20-20½ (50.8-52.4)	89-93¼ (227.1-236.9)	25-26¼ (64.5-66.7)	100-104½ (254.0-265.2)	36-37½ (91.5-94.9)		
70 (177.8)	87-91½ (222.9-232.1)	20-21½ (52.8-54.3)	93-97¼ (237.2-247.1)	26-27¼ (67.0-69.2)	104-108½ (265.5-276.6)	37-38½ (95.3-98.7)		
73 (185.5)	91-95½ (232.5-241.7)	21-22½ (54.7-56.2)	97-101¼ (247.4-257.2)	27-28¼ (69.6-71.8)	109-113½ (276.9-288.0)	39-40½ (99.1-102.6)		
76 (193.1)	95¼-98½ (242.0-251.2)	22-22½ (56.6-58.2)	101-105¼ (257.5-267.4)	28-29¼ (72.1-74.3)	113-117½ (288.3-299.5)	40-41½ (102.9-106.4)		
79 (200.7)	99-102½ (251.5-260.7)	23-23½ (58.5-60.1)	105-109¼ (267.7-277.5)	29-30¼ (74.6-76.8)	118-122½ (299.8-310.9)	42-43½ (106.7-110.2)		
82 (208.3)	102-106½ (261.0-270.2)	23-24½ (60.4-62.0)	109-113¼ (277.9-287.7)	30-31¼ (77.2-79.4)	122-126½ (311.2-322.3)	43-44½ (110.5-114.0)		
85 (215.9)	106-110½ (270.6-279.8)	24-25½ (62.3-63.9)	113-117¼ (288.0-297.9)	31-32¼ (79.7-82.0)	127-131½ (322.6-333.7)	45-46½ (114.3-117.8)		
87 (221.0)	110¼-113½ (280.1-289.3)	25-25½ (64.1-65.8)	117-121¼ (298.2-308.0)	32-33¼ (82.3-84.5)	131-135½ (334.1-345.2)	46-47½ (118.1-121.6)		
91 (231.2)	114-117½ (289.6-298.8)	26-26½ (66.1-67.7)	121-125¼ (308.3-318.2)	33-34¼ (84.8-87.0)	136 (345.5)	48 (122.0)		
94 (238.8)	117-121½ (299.1-308.3)	26-27½ (68.0-69.6)	125-129¼ (318.5-328.3)	34-35¼ (87.4-89.6)				
97 (246.4)	121-125½ (308.7-317.9)	27-28½ (69.9-71.5)	129-133¼ (328.7-338.5)	35-36¼ (89.9-92.1)				
100 (254.0)	125-128½ (318.2-327.4)	28-28½ (71.8-73.4)	133-137¼ (338.8-348.7)	36-37¼ (92.4-94.6)				
103 (261.7)	129-132½ (327.7-336.9)	29-29½ (73.7-75.3)	137-141¼ (349.0-358.8)	37-38¼ (94.9-97.2)				
106 (269.3)	132-136½ (337.2-346.4)	29-30½ (75.6-77.2)	141-145¼ (359.1-369.0)	38-39¼ (97.5-99.7)				
109 (276.9)	136-140½ (346.8-356.0)	30-31½ (77.5-79.1)	145-149¼ (369.3-379.1)	39-40¼ (100.0-102.3)				
112 (284.5)	140-143½ (356.3-365.5)	31-31½ (79.4-81.0)	149-153¼ (379.5-389.3)	40-41¼ (102.6-104.8)				
115 (292.1)	144-147½ (365.8-375.0)	32-32½ (81.3-82.9)	153-157¼ (389.6-399.5)	41-42¼ (105.1-107.4)				
118 (299.8)	147-151½ (375.3-384.5)	32-33½ (83.2-84.8)	157-161¼ (399.8-409.6)	42-43¼ (107.7-109.9)				
121 (307.4)	151-155½ (384.9-394.1)	33-34½ (85.1-86.7)	161-165¼ (409.9-419.8)	43-44¼ (110.2-112.4)				
124 (315.0)	155-158½ (394.4-403.6)	34-34½ (87.0-88.6)	165-169¼ (420.1-429.9)	44-45¼ (112.7-114.9)				
127 (322.6)	159-162½ (403.9-413.1)	35-35½ (88.9-90.5)	169-173¼ (430.3-440.1)	45-46¼ (115.3-117.5)				
130 (330.2)	162-166½ (413.4-422.6)	35-36½ (90.9-92.4)	173-177¼ (440.4-451.5)	46-47¼ (117.8-120.0)				
133 (337.9)	166-170½ (423.0-432.2)	36-37½ (92.8-94.3)	177-181¼ (451.9-457.2)	47-48 (120.4-122.0)				
136 (345.5)	170-173½ (432.5-441.7)	37-37½ (94.7-96.3)						
139 (353.1)	174-177½ (442.0-451.2)	38-38½ (96.6-98.2)						
142 (360.7)	177-181½ (451.5-460.7)	38-39½ (98.5-100.1)						
145 (368.3)	181-185½ (461.1-470.3)	39-40½ (100.4-102.0)						
148 (376.0)	185-188½ (470.6-479.8)	40-40½ (102.3-103.9)						
151 (383.6)	189-192 (480.1-487.7)	41-41¼ (104.2-106.1)						



# General Information

Use this chart to determine the number of tracks to order for split stack.

**Minimum Depth Requirement:** 2 or 3 tracks = 1" (2.6 cm); 4 or 5 tracks = 1¾" (4.5 cm)

**Inside Mount:** Select the number of tracks based on the measurements in the chart below. Match the width measurement of the window with the finished shade width range column. Inside mount shades made with more tracks have a larger clear window opening. Shades with fewer tracks may cover the window more.

**Outside Mount:** To determine width measurement and to select number of tracks, find clear opening measurement in the chart. Select number of desired tracks. The finished shade width will be the clear window opening plus the stack width. The shade width will vary with the number of tracks selected.

**NOTE:** For maximum clear opening, see "How to Measure for Uncovered or Clear Window Opening". To determine panel configurations, see split stack shade chart under panel configurations.

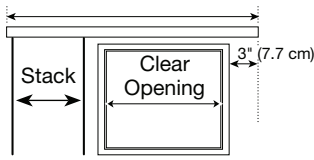
## Track Selection: Split Stack

Split Stack, Even Number of Panels Each Side						
Clear Opening up to inches (cm)	5 Tracks		4 Tracks		2 Tracks	
	8 Panels, 4 Each Side		6 Panels, 3 Each Side		4 Panels, 2 Each Side	
	Shade Width Range inches (cm)	Panel Width Range inches (cm)	Shade Width Range inches (cm)	Panel Width Range inches (cm)	Shade Width Range inches (cm)	Panel Width Range inches (cm)
12-16 (30.5-40.7)					36-43½ (91.5-111.5)	12-13½ (30.5-35.3)
20 (50.8)			36-39½ (91.5-101.3)	9½-9½ (23.9-25.1)	44-51½ (111.8-131.8)	14-15½ (35.6-40.4)
25 (63.5)	36-42½ (91.5-108.3)	8-8¾ (20.4-22.3)	40-47½ (101.6-120.4)	10-11½ (25.4-28.9)	52-61½ (132.1-157.2)	16-18½ (40.7-46.7)
30 (76.2)	42½-49½ (108.6-125.5)	8½-9½ (22.6-24.5)	47½-54½ (120.7-139.4)	11½-12½ (28.6-31.5)	62-71½ (157.5-182.6)	18½-20½ (47.0-53.1)
35 (88.9)	49½-56 (125.8-142.3)	9½-10½ (24.9-26.7)	55-62½ (139.7-158.5)	12½-13½ (31.8-34.7)	72-81½ (182.9-208.0)	21-23½ (53.4-59.4)
40 (101.6)	56½-62½ (142.6-159.1)	10½-11½ (27.0-28.6)	62½-69½ (158.8-177.5)	13½-14½ (35.0-37.8)	82-91½ (208.3-233.4)	23½-25½ (59.7-65.8)
45 (114.3)	62½-69½ (159.4-176.3)	11½-12½ (28.9-30.8)	70-77½ (177.8-196.6)	15-16½ (38.1-41.0)	92-101½ (233.7-258.8)	26-28½ (66.1-72.1)
50 (127.0)	69½-75½ (176.6-192.8)	12½-12½ (31.2-32.8)	77½-84½ (196.9-215.6)	16½-17½ (41.3-44.2)	102-111½ (259.1-284.2)	28½-30½ (72.4-78.5)
55 (139.7)	76-82½ (193.1-209.9)	13-13½ (33.1-35.0)	85-92½ (215.9-234.7)	17½-18½ (44.5-47.4)	112-121½ (284.5-309.6)	31-33½ (78.8-84.8)
60 (152.4)	82½-89½ (210.2-227.1)	13½-14½ (35.3-37.2)	92½-99½ (235.0-253.7)	18½-19½ (47.7-50.5)	122-131½ (309.9-335.0)	33½-35½ (85.1-91.2)
65 (165.1)	89½-96 (227.4-243.9)	14½-15½ (37.5-39.4)	100-107½ (254.0-272.8)	20-21½ (50.8-53.7)	132-141½ (335.3-360.4)	36-38½ (91.5-97.5)
70 (177.8)	96½-102½ (244.2-260.7)	15½-16½ (39.7-41.3)	107½-114½ (273.1-291.8)	21½-22½ (54.0-56.9)	142-151½ (360.7-385.8)	38½-40½ (97.8-103.9)
75 (190.5)	102½-109½ (261.0-277.9)	16½-17½ (41.6-43.5)	115-122½ (292.1-310.9)	22½-23½ (57.2-60.1)	152-161½ (386.1-411.2)	41-43½ (104.2-110.2)
80 (203.2)	109½-115½ (278.2-294.4)	17½-17½ (43.9-45.5)	122½-129½ (311.2-329.9)	23½-24½ (60.4-63.2)	162-171½ (411.5-436.6)	43½-45½ (110.5-116.6)
85 (215.9)	116-122½ (294.7-311.5)	18-18½ (45.8-47.7)	130-137½ (330.2-349.0)	25-26½ (63.5-66.4)	172-181½ (436.9-462.0)	46-48½ (116.9-122.9)
90 (228.6)	122½-129½ (311.8-328.3)	18½-19½ (48.0-49.9)	137½-144½ (349.3-368.0)	26½-27½ (66.7-69.6)		
95 (241.3)	129½-135½ (328.7-345.2)	19½-20½ (50.2-51.8)	145-152½ (368.3-387.1)	27½-28½ (69.9-72.8)		
100 (254.0)	136-142½ (345.5-362.3)	20½-21½ (52.1-54.0)	152½-159½ (387.4-406.1)	28½-29½ (73.1-75.9)		
105 (266.7)	142½-149½ (362.6-379.1)	21½-22½ (54.3-56.2)	160-167½ (406.4-425.2)	30-31½ (76.2-79.1)		
110 (279.4)	149½-155½ (379.5-396.0)	22½-22½ (56.6-58.2)	167½-174½ (425.5-444.2)	31½-32½ (79.4-82.3)		
115 (292.1)	156-162½ (396.3-413.1)	23-23½ (58.5-60.4)	175-182½ (444.5-463.3)	32½-33½ (82.6-85.5)		
120 (304.8)	162½-169½ (413.4-429.9)	23½-24½ (60.7-62.6)	182½-189½ (463.6-482.3)	33½-34½ (85.8-88.6)		
125 (317.5)	169½-175½ (430.3-446.8)	24½-25½ (62.9-64.5)	190-197½ (482.6-501.4)	35-36½ (88.9-91.8)		
130 (330.2)	176-182½ (447.1-463.9)	25½-26½ (64.8-66.7)	197½-204½ (501.7-520.4)	36½-37½ (92.1-95.0)		
135 (342.9)	182½-189½ (464.2-480.7)	26½-27½ (67.0-68.9)	205-212½ (520.7-539.5)	37½-38½ (95.3-98.2)		
140 (355.6)	189½-195½ (481.1-497.6)	27½-27½ (69.3-70.9)	212½-219½ (539.8-558.5)	38½-39½ (98.5-101.3)		
145 (368.3)	196-202½ (497.9-514.7)	28-28½ (71.2-73.1)	220-227½ (558.8-577.6)	40-41½ (101.6-104.5)		
150 (381.0)	202½-209½ (515.0-531.5)	28½-29½ (73.4-75.3)	227½-234½ (577.9-596.6)	41½-42½ (104.8-107.7)		
155 (393.7)	209½-215½ (531.9-548.4)	29½-30½ (75.6-77.2)	235-242½ (596.9-615.7)	42½-43½ (108.0-110.9)		
160 (406.4)	216-222½ (548.7-565.5)	30½-31½ (77.5-79.4)	242½-249½ (616.0-634.7)	43½-44½ (111.2-114.0)		
165 (419.1)	222½-229½ (565.8-582.3)	31½-32½ (79.7-81.6)	250-257½ (635.0-653.8)	45-46½ (114.3-117.2)		
170 (431.8)	229½-235½ (582.7-599.2)	32½-32½ (82.0-83.6)	257½-264½ (654.1-672.8)	46½-47½ (117.5-120.4)		
175 (444.5)	236-242½ (599.5-616.3)	33-33½ (83.9-85.8)	265-272½ (673.1-691.9)	47½-48½ (120.7-123.6)		
180 (457.2)	242½-249½ (616.6-633.1)	33½-34½ (86.1-88.0)				
185 (469.9)	249½-255½ (633.4-649.9)	34½-35½ (88.3-89.9)				
190 (482.6)	256-262½ (650.2-667.1)	35½-36½ (90.2-92.1)				
195 (495.3)	262½-269½ (667.4-683.9)	36½-37½ (92.4-94.3)				
200 (508.0)	269½-275½ (684.2-700.7)	37½-37½ (94.6-96.2)				
205 (520.7)	276-282½ (701.0-717.9)	38-38½ (96.6-98.4)				
210 (533.4)	282½-289½ (718.2-734.7)	38½-39½ (98.7-100.6)				
215 (546.1)	289½-295½ (735.0-751.5)	39½-40½ (101.0-102.6)				
220 (558.8)	296-302½ (751.8-768.7)	40½-41½ (102.9-104.8)				
225 (571.5)	302½-309½ (769.0-785.5)	41½-42½ (105.1-107.0)				
230 (584.2)	309½-315½ (785.8-802.3)	42½-42½ (107.4-108.9)				
235 (596.9)	316-322½ (802.6-819.6)	43-43½ (109.2-111.1)				
240 (609.6)	322½-329½ (819.8-836.3)	43½-44½ (111.5-113.3)				
242 (614.7)	329½-332 (836.6-843.3)	44½-45 (113.7-114.3)				

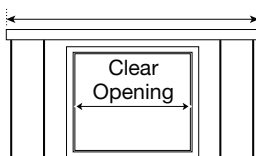
# General Information

## How to Measure for Uncovered or Clear Window Opening

Single Stack Left Shown  
Finished shade width for total clear opening



Split Stack  
(recommended for balanced appearance)  
Finished shade width for total clear opening



1. Measure desired clear window opening. For additional privacy and light control, add 3" (7.7 cm) to the clear window opening measurement.
2. Match this measurement with the clear opening measurement in the track selection charts. Select the number of desired tracks. The finished shade width will be the clear window opening, 3" (7.7 cm) privacy overlap, and the panel width.
3. Order this size headrail.
4. Example: single stack
  - a. If determined width for clear opening window view is 57" (144.8 cm) including the 3" (7.7 cm) privacy overlap, the finished shade width using 4 tracks is about 80" (203.2 cm). Order an 80" (203.2 cm) width headrail.

## Panel Configurations

### Single Stack Shade

Single stack shades may be ordered to stack left or right. The diagrams below depict a single stack left shade. The configuration is the reverse for a single stack right shade. The white panels indicate the lead panel. Headrail is not reversible. Panel overlap is always 4" (10.2 cm).

Shade Width inches (cm)	Number of Tracks on Headrail	Number of Panels	Panel Configuration of Headrail (view from top of headrail)
18 to 92 (45.8 to 233.7)	2	2	 Closed shade; front facing room (left-stack)
18 to 136 (45.8 to 345.5)	3	3	 Closed shade; front facing room (left-stack)
20 to 180 (50.8 to 457.2)	4	4	 Closed shade; front facing room (left-stack)
24 to 192 (61.0 to 487.7)	5	5	 Closed shade; front facing room (left-stack)

### Split Stack

The white panels indicate the lead panels and where the split will occur. Headrail is not reversible. Panel overlap is always 4" (10.2 cm).

Shade Width inches (cm)	Number of Tracks on Headrail	Number of Panels	Panel Configuration of Headrail (view from top of headrail)
36 to 118 (91.5 to 299.8)	2	4	 Closed shade; front facing room
36 to 272% (91.5 to 691.9)	4	6	 Closed shade; front facing room
36 to 332 (91.5 to 843.3)	5	8	 Closed shade; front facing room



# General Information

## Sliding Panel: Roller, Solar, and Roman Fabrics Product Detail

### Projection Brackets

- Standard on outside or wall mounts
- Used with standard mounting clips

### Hidden Standard Mounting Clips

- Used for inside or ceiling mounts
- Used with projection brackets for wall mounts

### Panel Attachment

- Reduces light gap and securely holds heavy fabrics

### Wand Control

- Standard (always on lead panel)

### Aluminum Track System

- Durable and rust resistant
- Precision roller system (in headrail)
- Quiet and smooth traversing of panels

### Aluminum Hem Bar

- Provides panel stability and a finished look

### Square-Corner Valance

- Optional with surcharge

### Safety Cord Guide

### Cord Control

- Optional at no charge
- Select right or left control

**NOTE:** Panel overlap is always 4" (10.2 cm). Illustrations depict a single stack right shade. Configuration is reverse for a single stack left shade. Headrail is not reversible.

# General Information

## Sliding Panel: Natural Shade Materials Product Detail

### Projection Brackets

- Standard on outside or wall mounts
- Used with standard mounting clips

### Hidden Standard Mounting Clips

- Used for inside or ceiling mounts
- Used with projection brackets for wall mounts

### Panel Attachment

- Reduces light gap and securely holds heavy materials

### Wand Control

- Standard (always on lead panel)

### Aluminum Track System

- Durable and rust resistant
- Precision roller system (in headrail)
- Quiet and smooth traversing of panels

### Edge Banding

- Protects edges of natural shade material

### Valance Clips

### Premiere Valance

- Optional with surcharge

### Safety Cord Guide

### Cord Control

- Optional at no charge
- Select right or left control

**NOTE:** Panel overlap is always 4" (10.2 cm). Illustrations depict a single stack right shade. Configuration is reverse for a single stack left shade. Headrail is not reversible.



## Price Charts

**Price Group A: Roller Shade Fabric\*: Cambridge LF, Capri, Essential**  
**Solar Shade Fabric<sup>A</sup>: Standard Weave 3%, Standard Weave 5%,**  
**Vanguard 3%, Vanguard 5%**  
**Roman Shade Fabric<sup>†</sup>: Regal**

Height up to inches (cm)	Width up to inches (cm) →																											
48 (122.0) 60 (152.4) 72 (182.9) 84 (213.4) 96 (243.9) 108 (274.4) 120 (304.8) 132 (335.3) 144 (365.8)	48 (122.0)	60 (152.4)	72 (182.9)	78 (198.2)	84 (213.4)	96 (243.9)	108 (274.4)	120 (304.8)	132 (335.3)	144 (365.8)	156 (396.3)	168 (426.8)	180 (457.2)	192 (487.7)	202 (513.1)	212 (538.5)	222 (563.9)	232 (589.3)	242 (614.7)	252 (640.1)	262 (665.5)	272 (690.9)	282 (716.3)	292 (741.7)	302 (767.1)	312 (792.5)	322 (817.9)	332 (843.3)
36 (91.5)	\$491	568	628	655	759	774	829	1052	1114	1158	1226	1282	1364	1378	1462	1546	1629	1712	1796	1880	1963	2048	2131	2213	2298	2381	2465	2548
48 (122.0)	527	615	683	712	822	838	912	1143	1213	1265	1335	1403	1494	1511	1605	1700	1794	1888	1983	2076	2171	2266	2361	2456	2549	2644	2739	2833
60 (152.4)	559	660	736	771	894	909	993	1229	1315	1372	1442	1518	1627	1644	1743	1842	1941	2039	2138	2237	2336	2434	2533	2632	2731	2829	2928	3027
72 (182.9)	592	703	791	832	957	975	1071	1321	1416	1478	1551	1640	1762	1776	1882	1988	2095	2201	2307	2414	2520	2627	2734	2839	2945	3052	3158	3264
84 (213.4)	628	750	844	892	1028	1044	1153	1407	1516	1589	1659	1758	1896	1909	2022	2136	2250	2364	2477	2593	2706	2820	2933	3048	3161	3276	3390	3503
96 (243.9)	660	796	898	949	1094	1113	1236	1497	1613	1694	1766	1875	2026	2042	2161	2279	2397	2516	2635	2752	2871	2989	3108	3225	3343	3463	3580	3699
108 (274.4)	694	838	956	1008	1164	1179	1318	1589	1715	1803	1875	1992	2161	2172	2299	2425	2551	2676	2802	2928	3054	3180	3305	3432	3558	3683	3809	3936
120 (304.8)	725	882	1007	1068	1229	1246	1400	1677	1814	1909	1987	2115	2292	2307														
132 (335.3)	762	928	1063	1129	1300	1318	1478	1766	1916	2017	2095	2231	2426	2443														
144 (365.8)	796	971	1115	1188	1365	1382	1561	1856	2015	2125	2204	2347	2561	2573														
<b>Add Surcharge to Shade Price</b>																												
Square-Corner Valance	\$94	102	106	111	113	123	129	132	133	136	139	140	143	146	154	162	170	178	186	194	202	210	218	226	234	242	250	258

## Colors

Roller Shade Fabric* Cambridge LF	Solar Shade Fabric <sup>A</sup>		Roman Shade Fabric <sup>†</sup> Regal
	Standard Weave 3%	Vanguard 3%	
Clay . . . . . T1107	Café Doppio . . . . . T8207	Authentic . . . . . T8209	Black . . . . . T3216
Cocoa Bean . . . . . T1115	Calcite . . . . . T8201	Chrome . . . . . T8215	Snow White . . . . . T3210
Inkwell . . . . . T1105	Chiseled . . . . . T8208	Cortina . . . . . T8210	Vanilla . . . . . T3211
Ivory . . . . . T1103	Daikon . . . . . T8202	Dew . . . . . T8214	
Misty . . . . . T1114	Infallible . . . . . T8203	Elusive . . . . . T8212	
Off White . . . . . T1102	Once . . . . . T8204	Gentle Beige . . . . . T8211	
White . . . . . T1101	Polished . . . . . T8206	Homage . . . . . T8217	
<b>Capri</b>	Veranda . . . . . T8205	Macedonia . . . . . T8213	
Chateau . . . . . T1233	<b>Standard Weave 5%</b>	Obsidian . . . . . T8219	
Lanai . . . . . T1231	Café Doppio . . . . . T8307	Peloton . . . . . T8218	
Pewter . . . . . T1234	Calcite . . . . . T8301	Pendulum . . . . . T8216	
<b>Essential</b>	Chiseled . . . . . T8308	<b>Vanguard 5%</b>	
Beige . . . . . T0016	Daikon . . . . . T8302	Authentic . . . . . T8309	
Black . . . . . T0039	Infallible . . . . . T8303	Chrome . . . . . T8315	
Canyon . . . . . T0015	Once . . . . . T8304	Cortina . . . . . T8310	
Classic White . . . . . T0011	Polished . . . . . T8306	Dew . . . . . T8314	
Ivory . . . . . T0033	Veranda . . . . . T8305	Elusive . . . . . T8312	
Smokey . . . . . T0055		Gentle Beige . . . . . T8311	
Stone . . . . . T0017		Homage . . . . . T8317	
Taupe . . . . . T0044		Macedonia . . . . . T8313	
		Obsidian . . . . . T8319	
		Peloton . . . . . T8318	
		Pendulum . . . . . T8316	

\*Coordinates with LightWeaves® Roller Shades  
<sup>A</sup>Coordinates with LightWeaves Solar Shades  
<sup>†</sup>Coordinates with Graber® Fresco® Roman Shades

# Price Charts

## Price Group B: Roller Shade Fabric\*: Harmony, Rujin, Sheffield, Suburban II Solar Shade Fabric<sup>A</sup>: Cumulus, Monticello, Plexus 3%, Plexus 5%, Standard Weave 1%, Standard Weave 10%, Vanguard 1%, Venture Roman Shade Fabric<sup>†</sup>: Cristale, Versailles

Height up to inches (cm)	Width up to inches (cm) →																											
	48	60	72	78	84	96	108	120	132	144	156	168	180	192	202	212	222	232	242	252	262	272	282	292	302	312	322	332
36 (91.5)	\$522	607	673	700	810	829	896	1126	1195	1244	1310	1380	1471	1482	1570	1658	1746	1834	1923	2011	2099	2187	2275	2363	2451	2539	2627	2715
48 (122.0)	589	722	806	848	979	990	1000	1241	1328	1385	1457	1535	1642	1658	1762	1864	1968	2071	2175	2278	2381	2485	2587	2691	2794	2898	3001	3105
60 (152.4)	659	787	885	935	1073	1091	1107	1360	1458	1525	1598	1689	1819	1831	1946	2060	2173	2288	2402	2516	2631	2745	2859	2981	3102	3224	3345	3466
72 (182.9)	709	844	964	1016	1167	1192	1211	1477	1590	1672	1741	1844	1991	2006	2128	2250	2371	2494	2615	2738	2859	2981	3102	3224	3345	3466	3590	3711
84 (213.4)	751	908	1041	1100	1256	1292	1319	1593	1717	1815	1880	2000	2163	2178	2313	2448	2582	2717	2853	2987	3122	3257	3392	3527	3662	3797	3930	4065
96 (243.9)	762	927	1072	1132	1292	1315	1429	1706	1852	1953	2021	2156	2336	2353	2495	2637	2780	2922	3065	3206	3349	3492	3634	3776	3919	4061	4204	4347
108 (274.4)	775	942	1097	1167	1328	1343	1532	1822	1982	2098	2163	2311	2514	2528	2675	2823	2971	3119	3266	3414	3562	3710	3857	4007	4154	4302	4450	4598
120 (304.8)	816	1000	1170	1241	1409	1429	1639	1938	2108	2238	2310	2466	2688	2704														
132 (335.3)	859	1057	1240	1319	1496	1515	1744	2056	2241	2381	2449	2617	2861	2879														
144 (365.8)	902	1113	1309	1398	1582	1598	1852	2170	2372	2524	2588	2774	3036	3051														

### Add Surcharge to Shade Price

Square-Corner Valance	\$94	102	106	111	113	123	129	132	133	136	139	140	143	146	154	162	170	178	186	194	202	210	218	226	234	242	250	258
-----------------------	------	-----	-----	-----	-----	-----	-----	-----	-----	-----	-----	-----	-----	-----	-----	-----	-----	-----	-----	-----	-----	-----	-----	-----	-----	-----	-----	-----

## Colors

Roller Shade Fabric* Harmony	Solar Shade Fabric <sup>A</sup> Cumulus	Standard Weave 1%	Roman Shade Fabric <sup>†</sup> Cristale
Cityscape . . . . . T2601	Linen . . . . . T0506	Café Doppio . . . . . T7907	Angora . . . . . T3271
Harvest . . . . . T2603	Melon . . . . . T0505	Calcite . . . . . T7901	Antique White . . . . . T3274
Marina . . . . . T2606	Rice . . . . . T0507	Chiseled . . . . . T7908	Parchment . . . . . T3272
Pebble . . . . . T2602	Wrought Iron . . . . . T0504	Daikon . . . . . T7902	Pristine . . . . . T3273
Shiplap . . . . . T2607	<b>Monticello</b>	Infallible . . . . . T7903	<b>Versailles</b>
Tassel . . . . . T2605	Burro . . . . . T0442	Once . . . . . T7904	Chocolate . . . . . T3261
<b>Rujin</b>	Dune . . . . . T0443	Polished . . . . . T7906	French Beige . . . . . T3264
Beachwood . . . . . T8106	Mist . . . . . T0441	Veranda . . . . . T7905	Toast . . . . . T3260
Olive Gray . . . . . T8103	Rust . . . . . T0445	<b>Standard Weave 10%</b>	
Russet . . . . . T8105	Tikki . . . . . T0444	Café Doppio . . . . . T8407	
Toasted Almond . . . . . T8102	<b>Plexus 3%</b>	Calcite . . . . . T8401	
<b>Sheffield</b>	Black Granite . . . . . T7710	Chiseled . . . . . T8408	
Chelsea . . . . . T3101	Chalcedony . . . . . T7704	Daikon . . . . . T8402	
Eclipse . . . . . T3105	Landmark . . . . . T7706	Infallible . . . . . T8403	
Henley . . . . . T3102	Niche . . . . . T7713	Once . . . . . T8404	
Manor . . . . . T3108	Nutley Pier . . . . . T7709	Polished . . . . . T8406	
Meadow . . . . . T3107	Penumbra . . . . . T7708	Veranda . . . . . T8405	
Tuscon . . . . . T3104	Provisions . . . . . T7703	<b>Vanguard 1%</b>	
Weathered . . . . . T3106	Renewal . . . . . T7702	Authentic . . . . . T7909	
Windsor . . . . . T3103	Soapstone . . . . . T7701	Chrome . . . . . T7915	
<b>Suburban II</b>	Stately . . . . . T7705	Cortina . . . . . T7910	
Highland . . . . . T0804	Sublime Gray . . . . . T7712	Dew . . . . . T7914	
Mystic . . . . . T0802	Tranquility . . . . . T7711	Elusive . . . . . T7912	
White . . . . . T0801	Travertine . . . . . T7707	Gentle Beige . . . . . T7911	
	<b>Plexus 5%</b>	Homage . . . . . T7917	
	Black Granite . . . . . T7810	Macedonia . . . . . T7913	
	Chalcedony . . . . . T7804	Obsidian . . . . . T7919	
	Landmark . . . . . T7806	Peloton . . . . . T7918	
	Niche . . . . . T7813	Pendulum . . . . . T7916	
	Nutley Pier . . . . . T7809	<b>Venture</b>	
	Penumbra . . . . . T7808	Backdrop . . . . . T6906	
	Provisions . . . . . T7803	Capture . . . . . T6902	
	Renewal . . . . . T7802	Future Days . . . . . T6903	
	Soapstone . . . . . T7801	Iconic . . . . . T6901	
	Stately . . . . . T7805	Minimal . . . . . T6904	
	Sublime Gray . . . . . T7812	Vibe . . . . . T6905	
	Tranquility . . . . . T7811		
	Travertine . . . . . T7807		

\*Coordinates with LightWeaves® Roller Shades    <sup>A</sup>Coordinates with LightWeaves Solar Shades    <sup>†</sup>Coordinates with Graber® Fresco® Roman Shades  
20 | graberdirect.com    February 2018

## Price Charts

**Price Group C: Roller Shade Fabric\*: Arboretum LF, Banquet, Cambridge RD, Crossweave, Elements, Empire, Prairie, Sedona, Whitcomb  
Solar Shade Fabric<sup>A</sup>: Chronicles, Complex, Exposition**

Height up to inches (cm) ↓	Width up to inches (cm) →																															
48 (122.0) 60 (152.4) 72 (182.9) 84 (213.4) 96 (243.9) 108 (274.4) 120 (304.8) 132 (335.3) 144 (365.8)	48 (122.0)	60 (152.4)	72 (182.9)	78 (198.2)	84 (213.4)	96 (243.9)	108 (274.4)	120 (304.8)	132 (335.3)	144 (365.8)	156 (396.3)	168 (426.8)	180 (457.2)	192 (487.7)	202 (513.1)	212 (538.5)	222 (563.9)	232 (589.3)	242 (614.7)	252 (640.1)	262 (665.5)	272 (690.9)	282 (716.3)	292 (741.7)	302 (767.1)	312 (792.5)	322 (817.9)	332 (843.3)				
36 (91.5)	\$586	688	769	806	933	949	1036	1291	1374	1435	1510	1592	1700	1716	1819	1923	2026	2129	2233	2335	2439	2542	2646	2749	2853	2956	3058	3162				
48 (122.0)	644	766	864	908	1051	1067	1177	1440	1549	1624	1695	1796	1931	1948	2065	2183	2299	2417	2535	2652	2770	2887	3005	3122	3239	3358	3474	3592				
60 (152.4)	700	845	959	1011	1169	1187	1316	1598	1716	1809	1884	1999	2162	2178	2305	2431	2557	2683	2809	2936	3060	3187	3312	3439	3565	3692	3817	3944				
72 (182.9)	758	921	1051	1112	1282	1302	1455	1746	1893	1990	2069	2203	2391	2406	2546	2687	2827	2967	3109	3249	3388	3529	3669	3809	3950	4090	4230	4371				
84 (213.4)	819	999	1145	1216	1404	1416	1598	1900	2066	2176	2260	2406	2618	2640	2792	2946	3099	3253	3406	3559	3712	3867	4019	4173	4325	4479	4633	4785				
96 (243.9)	872	1075	1239	1316	1517	1534	1739	2057	2238	2360	2448	2613	2851	2866	3031	3195	3360	3523	3687	3851	4016	4180	4345	4508	4673	4837	5001	5165				
108 (274.4)	933	1148	1334	1416	1636	1655	1884	2206	2411	2544	2630	2817	3079	3096	3276	3456	3635	3814	3994	4174	4353	4532	4712	4891	5071	5250	5430	5609				
120 (304.8)	986	1228	1427	1521	1753	1771	2021	2360	2580	2732	2817	3021	3310	3326																		
132 (335.3)	1048	1305	1518	1627	1870	1889	2162	2511	2755	2917	3003	3224	3540	3555																		
144 (365.8)	1106	1385	1614	1727	1985	2002	2300	2672	2925	3099	3194	3427	3770	3786																		
<b>Add Surcharge to Shade Price</b>																																
Square-Corner Valance	\$94	102	106	111	113	123	129	132	133	136	139	140	143	146	154	162	170	178	186	194	202	210	218	226	234	242	250	258				

### Colors

Roller Shade Fabric*	
<p style="text-align: center;"><b>Arboretum LF</b></p> <p>Distinguished . . . . . T3604</p> <p>Monarch . . . . . T3602</p> <p>Serene . . . . . T3601</p> <p>Sirius . . . . . T3603</p> <p style="text-align: center;"><b>Banquet</b></p> <p>Haute . . . . . T4301</p> <p>Helix . . . . . T4302</p> <p>Vintage . . . . . T4303</p> <p style="text-align: center;"><b>Cambridge RD</b></p> <p>Clay . . . . . T1209</p> <p>Cocoa Bean . . . . . T1215</p> <p>Inkwell . . . . . T1205</p> <p>Ivory . . . . . T1203</p> <p>Misty . . . . . T1214</p> <p>Off White . . . . . T1202</p> <p>White . . . . . T1201</p> <p style="text-align: center;"><b>Crossweave</b></p> <p>Brick . . . . . T1334</p> <p>Cedar . . . . . T3007</p> <p>Merlot . . . . . T1333</p> <p>Natural . . . . . T1331</p> <p>Quarry . . . . . T3008</p>	<p style="text-align: center;"><b>Elements</b></p> <p>Canvas . . . . . T0301</p> <p>Dune . . . . . T0305</p> <p style="text-align: center;"><b>Empire</b></p> <p>Anchor . . . . . T3502</p> <p>Boca . . . . . T3504</p> <p>Column . . . . . T3503</p> <p>Destination . . . . . T3505</p> <p>Picket Fence . . . . . T3501</p> <p style="text-align: center;"><b>Prairie</b></p> <p>Candle . . . . . T0022</p> <p>Pure . . . . . T0021</p> <p>Woodgrain . . . . . T0024</p> <p style="text-align: center;"><b>Sedona</b></p> <p>Antique White . . . . . T7206</p> <p>Buff . . . . . T7205</p> <p>Granite . . . . . T7201</p> <p>Raven . . . . . T7204</p> <p style="text-align: center;"><b>Whitcomb</b></p> <p>Invitation . . . . . T4602</p> <p>Juniper . . . . . T4603</p> <p>Paloverde . . . . . T4601</p>

Solar Shade Fabric <sup>A</sup>	
<p style="text-align: center;"><b>Chronicles</b></p> <p>Feather . . . . . T9201</p> <p>Skyline . . . . . T9202</p> <p>Sumatra . . . . . T9203</p> <p>Tuxedo . . . . . T9204</p> <p style="text-align: center;"><b>Complex</b></p> <p>Chance . . . . . T8604</p> <p>Couture . . . . . T8603</p> <p>Oceans . . . . . T8605</p> <p>Visage . . . . . T8606</p> <p style="text-align: center;"><b>Exposition</b></p> <p>Consummate . . . . . T8501</p> <p>Genesis . . . . . T8502</p> <p>Resonance . . . . . T8504</p> <p>Wishlist . . . . . T8503</p>	

\*Coordinates with LightWeaves® Roller Shades  
<sup>A</sup>Coordinates with LightWeaves Solar Shades

# Price Charts

## Price Group D: Roller Shade Fabric\*: Allure, Arboretum BO, Crystalline, Herald, Monaco, Opulent, Palisades, Riverbend, Whitehall Solar Shade Fabric<sup>A</sup>: Epitome, Guildhall, Kismet, Merit, Paradigm, Plexus 1%, Prodigy, Reaction, Resolve

Height up to inches (cm) ↓	Width up to inches (cm) →																											
	48	60	72	78	84	96	108	120	132	144	156	168	180	192	202	212	222	232	242	252	262	272	282	292	302	312	322	332
36 (91.5)	\$623	751	849	897	1033	1049	1171	1413	1524	1602	1670	1769	1915	1927	2041	2156	2270	2385	2500	2614	2728	2843	2957	3072	3187	3301	3415	3530
48 (122.0)	707	860	982	1044	1204	1223	1374	1640	1775	1874	1944	2071	2251	2267	2400	2534	2667	2800	2933	3065	3199	3332	3465	3598	3732	3864	3997	4130
60 (152.4)	792	973	1113	1197	1377	1392	1580	1862	2030	2145	2220	2369	2591	2601	2752	2904	3055	3206	3358	3510	3662	3813	3964	4116	4267	4420	4571	4723
72 (182.9)	876	1086	1242	1346	1549	1567	1785	2088	2286	2415	2494	2671	2925	2942	3112	3282	3452	3623	3791	3962	4132	4302	4472	4643	4812	4983	5153	5323
84 (213.4)	961	1199	1377	1495	1721	1738	1991	2312	2537	2688	2767	2972	3262	3274	3463	3651	3841	4029	4218	4406	4594	4784	4972	5160	5349	5537	5727	5915
96 (243.9)	1044	1312	1510	1644	1892	1912	2197	2539	2791	2960	3042	3269	3600	3612	3817	4022	4227	4432	4638	4842	5047	5252	5457	5663	5867	6073	6278	6482
108 (274.4)	1132	1423	1640	1795	2066	2081	2402	2762	3042	3231	3316	3569	3939	3949	4176	4402	4629	4856	5083	5310	5536	5764	5990	6217	6444	6671	6898	7125
120 (304.8)	1214	1535	1771	1949	2238	2255	2611	2989	3295	3505	3593	3867	4272	4286														
132 (335.3)	1297	1647	1903	2097	2409	2425	2813	3215	3546	3775	3867	4170	4612	4627														
144 (365.8)	1383	1760	2035	2246	2580	2597	3022	3439	3797	4049	4143	4470	4949	4963														
<b>Add Surcharge to Shade Price</b>																												
Square-Corner Valance	\$94	102	106	111	113	123	129	132	133	136	139	140	143	146	154	162	170	178	186	194	202	210	218	226	234	242	250	258

## Colors

Roller Shade Fabric*				Solar Shade Fabric <sup>A</sup>			
Allure		Opulent		Epitome		Plexus 1%	
Fog . . . . .	T2703	Ebony . . . . .	T0106	Beatnik . . . . .	T8905	Black Granite . . . . .	T7610
Glimmer . . . . .	T2706	Opal . . . . .	T0101	Denali . . . . .	T8901	Chalcedony . . . . .	T7604
Latte . . . . .	T2705	Pale Brown . . . . .	T0103	Statuesque . . . . .	T8902	Landmark . . . . .	T7606
Still Water . . . . .	T2702	Parchment . . . . .	T0102	Swift . . . . .	T8903	Niche . . . . .	T7613
Titanium . . . . .	T2704	Twilight . . . . .	T0104	Urban . . . . .	T8904	Nutley Pier . . . . .	T7609
<b>Arboretum BO</b>		Zinc . . . . .	T0105	<b>Guildhall</b>		Penumbra . . . . .	T7608
Distinguished . . . . .	T3703	<b>Palisades</b>		Armor . . . . .	T9304	Provisions . . . . .	T7603
Monarch . . . . .	T3702	Bridge . . . . .	T4202	Illusion . . . . .	T9302	Renewal . . . . .	T7602
Serene . . . . .	T3701	Chapbook . . . . .	T4201	Montage . . . . .	T9303	Soapstone . . . . .	T7601
Sirius . . . . .	T3704	Eggplant . . . . .	T4205	Mystery . . . . .	T9305	Stately . . . . .	T7605
<b>Crystalline</b>		Equine . . . . .	T4203	Tenor . . . . .	T9301	Sublime Gray . . . . .	T7612
Beryl . . . . .	T1251	Lynx . . . . .	T4204	<b>Kismet</b>		Tranquility . . . . .	T7611
Copper . . . . .	T1254	<b>Riverbend</b>		Immediate . . . . .	T9402	Travertine . . . . .	T7607
Selenite . . . . .	T1252	Khaki . . . . .	T1007	Paris . . . . .	T9404	<b>Prodigy</b>	
<b>Herald</b>		Maduro . . . . .	T1009	Porch . . . . .	T9403	Pacific . . . . .	T8802
Heirloom . . . . .	T3803	Natural . . . . .	T1006	Subdued . . . . .	T9401	Parfrey . . . . .	T8804
Library . . . . .	T3801	Rust . . . . .	T1004	Vivant . . . . .	T9405	Southport . . . . .	T8803
Monumental . . . . .	T3802	Steel . . . . .	T1005	<b>Merit</b>		Tandem . . . . .	T8805
Tsunami . . . . .	T3804	<b>Whitehall</b>		Atmosphere . . . . .	T9504	Vintage . . . . .	T8801
<b>Monaco</b>		Nectar . . . . .	T3903	Cavalier . . . . .	T9506	<b>Reaction</b>	
Enchant . . . . .	T1291	Seattle Mist . . . . .	T3905	Clarity . . . . .	T9501	Adventures . . . . .	T8702
Synergy . . . . .	T1292	Veranda . . . . .	T3901	Emulation . . . . .	T9503	Coveted . . . . .	T8704
		Westminster . . . . .	T3904	Exquisite . . . . .	T9505	Fate . . . . .	T8703
		Wolverine . . . . .	T3902	Panoramic . . . . .	T9502	Release . . . . .	T8701
				<b>Paradigm</b>		<b>Resolve</b>	
				Archive . . . . .	T9107	Joyful . . . . .	T8601
				Declaration . . . . .	T9106	Studio . . . . .	T8602
				Intrepid . . . . .	T9103		
				Relic . . . . .	T9101		
				Resolute . . . . .	T9105		
				Revere . . . . .	T9104		
				Treasure . . . . .	T9102		

\*Coordinates with LightWeaves® Roller Shades

<sup>A</sup>Coordinates with LightWeaves Solar Shades



# Price Charts

## Price Group E: Natural Shade Material<sup>§</sup>: Lipo, Revelry

Height up to inches (cm)	Width up to inches (cm) →																											
	48	60	72	78	84	96	108	120	132	144	156	168	180	192	202	212	222	232	242	252	262	272	282	292	302	312	322	332
36 (91.5)	\$526	619	689	751	869	884	963	1200	1279	1336	1404	1482	1583	1598	1692	1786	1882	1976	2069	2164	2259	2353	2446	2541	2635	2730	2824	2919
48 (122.0)	579	687	775	846	976	994	1096	1341	1440	1512	1581	1672	1798	1813	1922	2032	2140	2251	2360	2470	2579	2689	2799	2908	3017	3128	3237	3348
60 (152.4)	647	756	859	939	1089	1106	1227	1486	1598	1684	1751	1860	2014	2029	2148	2267	2387	2506	2625	2745	2864	2984	3102	3223	3343	3462	3581	3701
72 (182.9)	681	828	939	1035	1195	1213	1358	1626	1762	1852	1926	2053	2226	2241	2370	2502	2632	2763	2893	3023	3154	3285	3415	3546	3675	3806	3937	4066
84 (213.4)	734	895	1028	1143	1307	1317	1486	1736	1923	2026	2105	2241	2439	2458	2601	2744	2888	3031	3173	3318	3462	3605	3748	3892	4037	4180	4323	4467
96 (243.9)	782	963	1111	1227	1411	1430	1575	1916	2084	2200	2278	2432	2657	2667	2821	2975	3128	3281	3434	3587	3741	3894	4048	4201	4356	4509	4663	4816
108 (274.4)	836	1030	1195	1317	1525	1541	1751	2055	2244	2370	2452	2621	2868	2884	3052	3219	3387	3556	3723	3890	4058	4226	4394	4561	4730	4897	5063	5233
120 (304.8)	884	1100	1276	1418	1633	1649	1883	2200	2401	2544	2621	2812	3083	3096														
132 (335.3)	939	1170	1364	1514	1742	1758	2014	2341	2567	2715	2799	3002	3295	3312														
144 (365.8)	993	1240	1449	1607	1849	1863	2143	2485	2724	2888	2976	3193	3510	3526														

### Add Surcharge to Shade Price

Premiere Valance*	\$121	130	136	144	147	158	165	168	171	173	178	180	186	190	201	212	223	234	245	256	267	278	289	300	311	322	333	344
Privacy Liner*	219	227	349	360	480	494	634	652	667	689	709	731	750	774	814	854	894	934	974	1014	1054	1094	1134	1174	1214	1254	1294	1334
Room-Darkening Liner*	288	298	462	477	634	652	835	860	884	911	939	966	1000	1034	1088	1142	1196	1250	1304	1358	1412	1466	1520	1574	1628	1682	1736	1790

\*Only available on natural shade materials. See shade options.

## Colors

### Natural Shade Material<sup>§</sup>

#### Lipo

#### Revelry

Ambrosia . . . . . T6702	Birdnest . . . . . T0045
Earhtones . . . . . T6793	Dove . . . . . T0745
Java . . . . . T6703	Dusk . . . . . T0743
Tahoe . . . . . T0705	

<sup>§</sup>Coordinates with Tradewinds® Natural Shades

## Edge Banding and Liner Colors (natural shade material only)

1" (2.6 cm) Twill Edge Banding	2" (5.1 cm) Twill Edge Banding	2" (5.1 cm) Decorative Edge Banding
Black . . . . . 7000	Black . . . . . 1000	Serpentine Cocoa . . . . . 3003
Chocolate . . . . . 7006	Chocolate . . . . . 1005	Serpentine Cosmos . . . . . 3170
Cocoa . . . . . 7001	Cocoa . . . . . 1001	Serpentine Landscape . . . . . 3171
Dark Beige . . . . . 7005	Dark Beige . . . . . 1003	Trellis Basalt . . . . . 3172
Gray . . . . . 7176	Gray . . . . . 1176	Trellis Dune . . . . . 3173
Light Sage . . . . . 7173	Light Sage . . . . . 1173	
Mink Gray . . . . . 7174	Mink Gray . . . . . 1174	
Muslin . . . . . 7172	Muslin . . . . . 1172	
Smoke . . . . . 7175	Smoke . . . . . 1175	
Snow White . . . . . 7170	Snow White . . . . . 1170	
Taupe . . . . . 7008	Taupe . . . . . 1007	
Toffee . . . . . 7002	Toffee . . . . . 1002	
Vanilla . . . . . 7171	Vanilla . . . . . 1171	

**NOTE:** Edge banding required with natural shade materials; not available on roller, solar, or Roman fabrics. See shade options: edge banding.

# Price Charts

## Price Group F: Natural Shade Material<sup>§</sup>: Chencun, Escape, Majian, Serenity, Toushan II

Height up to inches (cm)	Width up to inches (cm) →																											
	48 (122.0)	60 (152.4)	72 (182.9)	78 (198.2)	84 (213.4)	96 (243.9)	108 (274.4)	120 (304.8)	132 (335.3)	144 (365.8)	156 (396.3)	168 (426.8)	180 (457.2)	192 (487.7)	202 (513.1)	212 (538.5)	222 (563.9)	232 (589.3)	242 (614.7)	252 (640.1)	262 (665.5)	272 (690.9)	282 (716.3)	292 (741.7)	302 (767.1)	312 (792.5)	322 (817.9)	332 (843.3)
36 (91.5)	\$583	685	765	802	926	942	1002	1246	1329	1388	1460	1540	1646	1660	1760	1858	1959	2058	2159	2259	2358	2459	2557	2657	2756	2856	2956	3056
48 (122.0)	640	762	857	901	1041	1060	1141	1395	1496	1571	1642	1738	1867	1885	1996	2108	2220	2331	2443	2555	2667	2779	2891	3002	3115	3226	3339	3449
60 (152.4)	719	837	952	1002	1161	1177	1274	1544	1660	1749	1822	1933	2092	2107	2230	2353	2475	2598	2721	2844	2966	3089	3212	3334	3458	3580	3704	3825
72 (182.9)	754	916	1041	1105	1274	1295	1366	1638	1833	1927	2002	2133	2311	2328	2465	2601	2736	2872	3008	3145	3280	3417	3552	3687	3823	3959	4095	4232
84 (213.4)	812	992	1137	1194	1394	1405	1495	1757	1997	2104	2188	2328	2535	2554	2703	2852	3001	3151	3300	3448	3597	3746	3895	4045	4194	4344	4492	4641
96 (243.9)	869	1067	1231	1310	1508	1525	1645	1927	2165	2282	2368	2528	2761	2774	2932	3091	3250	3409	3569	3728	3886	4045	4204	4363	4522	4680	4839	4999
108 (274.4)	926	1141	1321	1405	1625	1642	1822	2136	2332	2464	2546	2724	2979	2996	3168	3343	3515	3688	3863	4036	4209	4382	4555	4729	4901	5075	5248	5421
120 (304.8)	980	1221	1417	1514	1741	1760	1955	2282	2497	2645	2724	2923	3202	3217														
132 (335.3)	1039	1297	1510	1614	1856	1877	2092	2431	2666	2823	2907	3121	3425	3439														
144 (365.8)	1098	1374	1604	1712	1970	1988	2226	2581	2830	2999	3089	3316	3647	3664														

### Add Surcharge to Shade Price

Premiere Valance*	\$121	130	136	144	147	158	165	168	171	173	178	180	186	190	201	212	223	234	245	256	267	278	289	300	311	322	333	344
Privacy Liner*	219	227	349	360	480	494	634	652	667	689	709	731	750	774	814	854	894	934	974	1014	1054	1094	1134	1174	1214	1254	1294	1334
Room-Darkening Liner*	288	298	462	477	634	652	835	860	884	911	939	966	1000	1034	1088	1142	1196	1250	1304	1358	1412	1466	1520	1574	1628	1682	1736	1790

\*Only available on natural shade materials. See shade options.

## Colors

### Natural Shade Material<sup>§</sup>

Chencun	Majian	Serenity	Toushan II
Appaloosa . . . . . T0846	Driftwood . . . . . T2445	Coastline . . . . . T5702	Mocha . . . . . T3759
White . . . . . T0417	Toffee . . . . . T2296	Dover White . . . . . T5700	Taupe . . . . . T3659
<b>Escape</b>		Haze . . . . . T1502	
Forest . . . . . T5601			
Island . . . . . T5602			

<sup>§</sup>Coordinates with Tradewinds® Natural Shades

## Edge Banding and Liner Colors (natural shade material only)

1" (2.6 cm) Twill Edge Banding	2" (5.1 cm) Twill Edge Banding	2" (5.1 cm) Decorative Edge Banding
Black . . . . . 7000	Black . . . . . 1000	Serpentine Cocoa . . . . . 3003
Chocolate . . . . . 7006	Chocolate . . . . . 1005	Serpentine Cosmos . . . . . 3170
Cocoa . . . . . 7001	Cocoa . . . . . 1001	Serpentine Landscape . . . . . 3171
Dark Beige . . . . . 7005	Dark Beige . . . . . 1003	Trellis Basalt . . . . . 3172
Gray . . . . . 7176	Gray . . . . . 1176	Trellis Dune . . . . . 3173
Light Sage . . . . . 7173	Light Sage . . . . . 1173	
Mink Gray . . . . . 7174	Mink Gray . . . . . 1174	
Muslin . . . . . 7172	Muslin . . . . . 1172	
Smoke . . . . . 7175	Smoke . . . . . 1175	
Snow White . . . . . 7170	Snow White . . . . . 1170	
Taupe . . . . . 7008	Taupe . . . . . 1007	
Toffee . . . . . 7002	Toffee . . . . . 1002	
Vanilla . . . . . 7171	Vanilla . . . . . 1171	

**NOTE:** Edge banding required with natural shade materials; not available on roller, solar, or Roman fabrics. See shade options: edge banding.

## Price Charts

### Price Group G: Natural Shade Material<sup>§</sup>: Inan, Moniz, Yunnan

Height up to inches (cm)	Width up to inches (cm) →																											
	48	60	72	78	84	96	108	120	132	144	156	168	180	192	202	212	222	232	242	252	262	272	282	292	302	312	322	332
36 (91.5)	\$628	739	822	862	997	1016	1109	1379	1470	1535	1615	1702	1819	1838	1946	2054	2163	2271	2380	2488	2597	2706	2815	2923	3031	3139	3248	3357
48 (122.0)	689	820	925	970	1121	1143	1262	1543	1657	1736	1817	1923	2066	2086	2209	2335	2461	2584	2710	2836	2960	3085	3209	3334	3460	3584	3710	3834
60 (152.4)	773	903	1026	1080	1249	1269	1411	1708	1838	1934	2013	2137	2314	2331	2469	2607	2743	2880	3016	3154	3291	3428	3565	3702	3840	3976	4113	4250
72 (182.9)	812	988	1121	1191	1375	1395	1558	1874	2028	2130	2213	2359	2460	2576	2725	2875	3023	3171	3321	3470	3620	3770	3919	4066	4216	4365	4514	4664
84 (213.4)	877	1070	1227	1313	1503	1516	1708	2037	2163	2327	2418	2576	2805	2823	2987	3152	3316	3480	3645	3810	3974	4139	4303	4467	4631	4796	4960	5125
96 (243.9)	934	1151	1324	1411	1623	1645	1859	2200	2396	2529	2619	2797	3053	3068	3246	3424	3601	3779	3956	4134	4312	4488	4667	4844	5022	5199	5377	5555
108 (274.4)	997	1229	1427	1516	1751	1772	2013	2362	2579	2725	2818	3013	3295	3315	3508	3701	3893	4087	4280	4472	4666	4857	5051	5245	5437	5630	5824	6016
120 (304.8)	1054	1315	1527	1629	1878	1895	2163	2529	2765	2925	3013	3232	3543	3560														
132 (335.3)	1120	1398	1626	1739	2001	2020	2314	2692	2949	3122	3216	3454	3788	3805														
144 (365.8)	1187	1478	1728	1845	2124	2142	2465	2855	3130	3318	3420	3668	4035	4053														

### Add Surcharge to Shade Price

Premiere Valance*	\$121	130	136	144	147	158	165	168	171	173	178	180	186	190	201	212	223	234	245	256	267	278	289	300	311	322	333	344
Privacy Liner*	219	227	349	360	480	494	634	652	667	689	709	731	750	774	814	854	894	934	974	1014	1054	1094	1134	1174	1214	1254	1294	1334
Room-Darkening Liner*	288	298	462	477	634	652	835	860	884	911	939	966	1000	1034	1088	1142	1196	1250	1304	1358	1412	1466	1520	1574	1628	1682	1736	1790

\*Only available on natural shade materials. See shade options.

### Colors

Natural Shade Material <sup>§</sup>		
Inan	Moniz	Yunnan
Umber . . . . . T4858	Austria . . . . . T5083	Arctic Seal . . . . . T9585
	Belgium . . . . . T5084	Rocky Shore . . . . . T9587
	Finland . . . . . T5080	Sky . . . . . T9586
	Peru . . . . . T5081	

<sup>§</sup>Coordinates with Tradewinds® Natural Shades

### Edge Banding and Liner Colors (natural shade material only)

1" (2.6 cm) Twill Edge Banding	2" (5.1 cm) Twill Edge Banding	2" (5.1 cm) Decorative Edge Banding
Black . . . . . 7000	Black . . . . . 1000	Serpentine Cocoa . . . . . 3003
Chocolate . . . . . 7006	Chocolate . . . . . 1005	Serpentine Cosmos . . . . . 3170
Cocoa . . . . . 7001	Cocoa . . . . . 1001	Serpentine Landscape . . . . . 3171
Dark Beige . . . . . 7005	Dark Beige . . . . . 1003	Trellis Basalt . . . . . 3172
Gray . . . . . 7176	Gray . . . . . 1176	Trellis Dune . . . . . 3173
Light Sage . . . . . 7173	Light Sage . . . . . 1173	
Mink Gray . . . . . 7174	Mink Gray . . . . . 1174	
Muslin . . . . . 7172	Muslin . . . . . 1172	
Smoke . . . . . 7175	Smoke . . . . . 1175	
Snow White . . . . . 7170	Snow White . . . . . 1170	
Taupe . . . . . 7008	Taupe . . . . . 1007	
Toffee . . . . . 7002	Toffee . . . . . 1002	
Vanilla . . . . . 7171	Vanilla . . . . . 1171	

**NOTE:** Edge banding required with natural shade materials; not available on roller, solar, or Roman fabrics. See shade options: edge banding.

# Price Charts

## Price Group H: Natural Shade Material<sup>§</sup>: Amour, Boardwalk, Majuro

Height up to inches (cm)	Width up to inches (cm) →																											
	48 (122.0)	60 (152.4)	72 (182.9)	78 (198.2)	84 (213.4)	96 (243.9)	108 (274.4)	120 (304.8)	132 (335.3)	144 (365.8)	156 (396.3)	168 (426.8)	180 (457.2)	192 (487.7)	202 (513.1)	212 (538.5)	222 (563.9)	232 (589.3)	242 (614.7)	252 (640.1)	262 (665.5)	272 (690.9)	282 (716.3)	292 (741.7)	302 (767.1)	312 (792.5)	322 (817.9)	332 (843.3)
36 (91.5)	\$643	757	844	921	1063	1082	1178	1469	1567	1634	1719	1815	1937	1956	2070	2187	2301	2416	2532	2646	2762	2877	2992	3108	3222	3338	3452	3567
48 (122.0)	708	842	948	1034	1195	1215	1342	1641	1763	1848	1933	2046	2199	2217	2353	2486	2622	2756	2892	3026	3161	3296	3431	3566	3701	3835	3971	4105
60 (152.4)	793	927	1052	1151	1332	1354	1503	1819	1956	2060	2143	2277	2464	2481	2628	2774	2920	3064	3211	3357	3503	3648	3793	3940	4086	4232	4376	4523
72 (182.9)	833	1014	1151	1267	1462	1482	1661	1992	2157	2267	2358	2511	2723	2742	2900	3059	3218	3377	3536	3696	3854	4013	4172	4330	4489	4650	4809	4968
84 (213.4)	898	1096	1257	1398	1598	1613	1819	2161	2351	2477	2575	2742	2985	3006	3184	3359	3535	3712	3888	4064	4242	4418	4594	4771	4947	5124	5300	5477
96 (243.9)	957	1178	1360	1503	1728	1748	2053	2344	2549	2692	2788	2977	3250	3265	3454	3641	3830	4019	4208	4396	4585	4773	4962	5150	5338	5527	5715	5904
108 (274.4)	1023	1260	1462	1613	1866	1886	2143	2514	2745	2900	2999	3207	3508	3530	3734	3938	4142	4346	4550	4752	4957	5161	5364	5568	5773	5977	6181	6385
120 (304.8)	1082	1346	1565	1736	1999	2017	2304	2692	2938	3114	3207	3439	3772	3788														
132 (335.3)	1149	1433	1669	1851	2131	2151	2464	2864	3139	3322	3425	3674	4033	4052														
144 (365.8)	1213	1516	1772	1964	2263	2280	2623	3043	3333	3533	3640	3905	4295	4316														

### Add Surcharge to Shade Price

Premiere Valance*	\$121	130	136	144	147	158	165	168	171	173	178	180	186	190	201	212	223	234	245	256	267	278	289	300	311	322	333	344
Privacy Liner*	219	227	349	360	480	494	634	652	667	689	709	731	750	774	814	854	894	934	974	1014	1054	1094	1134	1174	1214	1254	1294	1334
Room-Darkening Liner*	288	298	462	477	634	652	835	860	884	911	939	966	1000	1034	1088	1142	1196	1250	1304	1358	1412	1466	1520	1574	1628	1682	1736	1790

\*Only available on natural shade materials. See shade options.

## Colors

### Natural Shade Material<sup>§</sup>

#### Amour

#### Majuro

Pearl . . . . .	T0116	Cattail . . . . .	T5071
Radiant . . . . .	T0001	Daisy . . . . .	T5070
<b>Boardwalk</b>		<b>Stonybrook . . . . . T5073</b>	
Pier . . . . .	T5968	Trail . . . . .	T5072

<sup>§</sup>Coordinates with Tradewinds® Natural Shades

## Edge Banding and Liner Colors (natural shade material only)

1" (2.6 cm)		2" (5.1 cm)		2" (5.1 cm)	
Twill Edge Banding		Twill Edge Banding		Decorative Edge Banding	
Black . . . . .	7000	Black . . . . .	1000	Serpentine Cocoa . . . . .	3003
Chocolate . . . . .	7006	Chocolate . . . . .	1005	Serpentine Cosmos . . . . .	3170
Cocoa . . . . .	7001	Cocoa . . . . .	1001	Serpentine Landscape . . . . .	3171
Dark Beige . . . . .	7005	Dark Beige . . . . .	1003	Trellis Basalt . . . . .	3172
Gray . . . . .	7176	Gray . . . . .	1176	Trellis Dune . . . . .	3173
Light Sage . . . . .	7173	Light Sage . . . . .	1173		
Mink Gray . . . . .	7174	Mink Gray . . . . .	1174		
Muslin . . . . .	7172	Muslin . . . . .	1172		
Smoke . . . . .	7175	Smoke . . . . .	1175		
Snow White . . . . .	7170	Snow White . . . . .	1170		
Taupe . . . . .	7008	Taupe . . . . .	1007		
Toffee . . . . .	7002	Toffee . . . . .	1002		
Vanilla . . . . .	7171	Vanilla . . . . .	1171		

**NOTE:** Edge banding required with natural shade materials; not available on roller, solar, or Roman fabrics. See shade options: edge banding.

# Price Charts

## Price Group I: Natural Shade Material<sup>§</sup>: Beachfront, Meilin, Saterra, Terrestrial, Zishan

Height up to inches (cm)	Width up to inches (cm) →																															
	48	60	72	78	84	96	108	120	132	144	156	168	180	192	202	212	222	232	242	252	262	272	282	292	302	312	322	332				
36 (91.5)	\$723	851	950	1052	1213	1237	1347	1680	1789	1868	1963	2071	2212	2236	2368	2503	2636	2771	2904	3039	3170	3305	3438	3573	3707	3841	3974	4107				
48 (122.0)	795	947	1065	1182	1365	1389	1533	1878	2015	2112	2209	2339	2511	2536	2689	2843	2996	3150	3303	3457	3610	3764	3918	4072	4224	4376	4530	4683				
60 (152.4)	817	1041	1180	1315	1520	1544	1715	2080	2236	2354	2452	2605	2816	2837	3003	3170	3340	3507	3674	3843	4010	4178	4346	4513	4680	4848	5017	5184				
72 (182.9)	935	1141	1294	1446	1671	1694	1897	2276	2464	2588	2693	2868	3113	3133	3316	3500	3681	3866	4048	4232	4414	4598	4780	4965	5146	5329	5513	5696				
84 (213.4)	1007	1231	1411	1603	1826	1845	2080	2463	2689	2831	2942	3133	3410	3432	3636	3841	4044	4248	4452	4657	4860	5062	5267	5471	5675	5878	6083	6287				
96 (243.9)	1075	1324	1525	1715	1976	1997	2368	2678	2911	3076	3189	3400	3713	3731	3947	4164	4382	4599	4816	5033	5250	5467	5684	5901	6118	6336	6553	6770				
108 (274.4)	1149	1414	1642	1845	2131	2157	2452	2873	3136	3314	3426	3668	4009	4033	4268	4505	4740	4976	5211	5448	5683	5918	6154	6390	6626	6862	7097	7333				
120 (304.8)	1216	1513	1757	1983	2281	2305	2631	3076	3358	3559	3668	3930	4310	4328																		
132 (335.3)	1292	1610	1876	2116	2433	2458	2816	3275	3584	3797	3912	4198	4608	4630																		
144 (365.8)	1363	1702	1990	2245	2582	2608	2996	3474	3809	4037	4158	4461	4906	4930																		

### Add Surcharge to Shade Price

Premiere Valance*	\$121	130	136	144	147	158	165	168	171	173	178	180	186	190	201	212	223	234	245	256	267	278	289	300	311	322	333	344
Privacy Liner*	219	227	349	360	480	494	634	652	667	689	709	731	750	774	814	854	894	934	974	1014	1054	1094	1134	1174	1214	1254	1294	1334
Room-Darkening Liner*	288	298	462	477	634	652	835	860	884	911	939	966	1000	1034	1088	1142	1196	1250	1304	1358	1412	1466	1520	1574	1628	1682	1736	1790

\*Only available on natural shade materials. See shade options.

## Colors

### Natural Shade Material<sup>§</sup>

Beachfront	Saterra	Terrestrial	Zishan
Surf . . . . . T0041	Azure . . . . . T3269	Alpaca . . . . . T2001	Auburn . . . . . T3689
Thatch . . . . . T0042	Terrain . . . . . T3370	Camel . . . . . T2003	Feather . . . . . T0735
Tidepool . . . . . T0040	Veridian . . . . . T3371		Hula . . . . . T0737
<b>Meilin</b>			Hut . . . . . T0736
Chroma . . . . . T5120			Stardust . . . . . T3731
Onyx . . . . . T1227			Toast . . . . . T3734

<sup>§</sup>Coordinates with Tradewinds® Natural Shades

## Edge Banding and Liner Colors (natural shade material only)

1" (2.6 cm) Twill Edge Banding	2" (5.1 cm) Twill Edge Banding	2" (5.1 cm) Decorative Edge Banding
Black . . . . . 7000	Black . . . . . 1000	Serpentine Cocoa . . . . . 3003
Chocolate . . . . . 7006	Chocolate . . . . . 1005	Serpentine Cosmos . . . . . 3170
Cocoa . . . . . 7001	Cocoa . . . . . 1001	Serpentine Landscape . . . . . 3171
Dark Beige . . . . . 7005	Dark Beige . . . . . 1003	Trellis Basalt . . . . . 3172
Gray . . . . . 7176	Gray . . . . . 1176	Trellis Dune . . . . . 3173
Light Sage . . . . . 7173	Light Sage . . . . . 1173	
Mink Gray . . . . . 7174	Mink Gray . . . . . 1174	
Muslin . . . . . 7172	Muslin . . . . . 1172	
Smoke . . . . . 7175	Smoke . . . . . 1175	
Snow White . . . . . 7170	Snow White . . . . . 1170	
Taupe . . . . . 7008	Taupe . . . . . 1007	
Toffee . . . . . 7002	Toffee . . . . . 1002	
Vanilla . . . . . 7171	Vanilla . . . . . 1171	

**NOTE:** Edge banding required with natural shade materials; not available on roller, solar, or Roman fabrics. See shade options: edge banding.

# Price Charts

## Price Group J: Natural Shade Material<sup>§</sup>: Azores, Madeira, Merino, Paralian

Height up to inches (cm)	Width up to inches (cm) →																															
	48 (122.0)	60 (152.4)	72 (182.9)	78 (198.2)	84 (213.4)	96 (243.9)	108 (274.4)	120 (304.8)	132 (335.3)	144 (365.8)	156 (396.3)	168 (426.8)	180 (457.2)	192 (487.7)	202 (513.1)	212 (538.5)	222 (563.9)	232 (589.3)	242 (614.7)	252 (640.1)	262 (665.5)	272 (690.9)	282 (716.3)	292 (741.7)	302 (767.1)	312 (792.5)	322 (817.9)	332 (843.3)				
36 (91.5)	\$795	936	1044	1157	1335	1361	1482	1848	1968	2055	2160	2278	2434	2460	2605	2753	2899	3048	3194	3342	3488	3636	3782	3930	4078	4225	4371	4518				
48 (122.0)	874	1041	1171	1301	1502	1529	1686	2065	2217	2323	2431	2573	2762	2789	2958	3127	3296	3465	3634	3803	3972	4140	4310	4478	4646	4814	4983	5152				
60 (152.4)	898	1145	1299	1447	1673	1698	1887	2288	2460	2589	2698	2865	3097	3120	3304	3488	3674	3858	4042	4227	4410	4596	4780	4965	5148	5333	5519	5702				
72 (182.9)	1029	1256	1423	1590	1838	1864	2087	2504	2710	2847	2963	3154	3424	3446	3647	3850	4049	4252	4453	4656	4855	5057	5258	5461	5661	5862	6064	6265				
84 (213.4)	1108	1354	1552	1763	2009	2029	2288	2709	2958	3115	3236	3446	3751	3775	3999	4225	4449	4672	4897	5122	5346	5569	5794	6018	6243	6466	6692	6915				
96 (243.9)	1182	1456	1678	1887	2173	2197	2605	2946	3202	3384	3508	3740	4085	4104	4341	4580	4819	5059	5298	5536	5775	6014	6252	6491	6730	6969	7208	7447				
108 (274.4)	1265	1555	1806	2029	2344	2372	2698	3160	3451	3645	3769	4035	4409	4437	4695	4955	5214	5473	5732	5993	6251	6511	6770	7029	7288	7548	7806	8066				
120 (304.8)	1338	1664	1933	2182	2510	2536	2893	3384	3694	3915	4035	4324	4740	4761																		
132 (335.3)	1420	1771	2063	2327	2676	2704	3097	3603	3943	4177	4303	4619	5069	5093																		
144 (365.8)	1499	1872	2189	2470	2841	2869	3296	3821	4190	4440	4574	4907	5396	5423																		

### Add Surcharge to Shade Price

Premiere Valance*	\$121	130	136	144	147	158	165	168	171	173	178	180	186	190	201	212	223	234	245	256	267	278	289	300	311	322	333	344
Privacy Liner*	219	227	349	360	480	494	634	652	667	689	709	731	750	774	814	854	894	934	974	1014	1054	1094	1134	1174	1214	1254	1294	1334
Room-Darkening Liner*	288	298	462	477	634	652	835	860	884	911	939	966	1000	1034	1088	1142	1196	1250	1304	1358	1412	1466	1520	1574	1628	1682	1736	1790

\*Only available on natural shade materials. See shade options.

## Colors

### Natural Shade Material<sup>§</sup>

Azores		Madeira		Merino		Paralian	
Carob . . . . .	T5063	Brunette . . . . .	T5010	Belize . . . . .	T5508	Mink . . . . .	T5050
Snow . . . . .	T5060	Wolf . . . . .	T5011	Burgos . . . . .	T0503	Otter . . . . .	T5052
Suede . . . . .	T5061			Grenada . . . . .	T5507	Sand Dollar . . . . .	T5051
Sycamore . . . . .	T5062			Sevilla . . . . .	T5506		

<sup>§</sup>Coordinates with Tradewinds® Natural Shades

## Edge Banding and Liner Colors (natural shade material only)

1" (2.6 cm)		2" (5.1 cm)		2" (5.1 cm)	
Twill Edge Banding		Twill Edge Banding		Decorative Edge Banding	
Black . . . . .	7000	Black . . . . .	1000	Serpentine Cocoa . . . . .	3003
Chocolate . . . . .	7006	Chocolate . . . . .	1005	Serpentine Cosmos . . . . .	3170
Cocoa . . . . .	7001	Cocoa . . . . .	1001	Serpentine Landscape . . . . .	3171
Dark Beige . . . . .	7005	Dark Beige . . . . .	1003	Trellis Basalt . . . . .	3172
Gray . . . . .	7176	Gray . . . . .	1176	Trellis Dune . . . . .	3173
Light Sage . . . . .	7173	Light Sage . . . . .	1173		
Mink Gray . . . . .	7174	Mink Gray . . . . .	1174		
Muslin . . . . .	7172	Muslin . . . . .	1172		
Smoke . . . . .	7175	Smoke . . . . .	1175		
Snow White . . . . .	7170	Snow White . . . . .	1170		
Taupe . . . . .	7008	Taupe . . . . .	1007		
Toffee . . . . .	7002	Toffee . . . . .	1002		
Vanilla . . . . .	7171	Vanilla . . . . .	1171		

**NOTE:** Edge banding required with natural shade materials; not available on roller, solar, or Roman fabrics. See shade options: edge banding.

# Options Pricing

## Replacement Panel Pricing and Ordering: Roller, Solar, and Roman Shades

Replacement panels may be ordered to replace damaged panels or to update panels to match new décor. Each panel is priced individually based on panel width and shade height.

When ordering, specify:

- Fabric style, color name, and color number
- Finished panel width (width at top of panel)
- Overall shade height (height of shade including headrail)
- Number of panels needed

**NOTE:** Due to dye lot variations, we cannot guarantee an exact color match to the original order.

Price Group A									
inches (cm)	22 (55.9)	24 (61.0)	27 (68.6)	29 (73.7)	32 (81.3)	35 (88.9)	38 (96.6)	41 (104.2)	48 (122.0)
36 (91.5)	\$171	175	185	191	198	210	220	230	245
48 (122.0)	193	198	214	220	232	244	254	267	284
60 (152.4)	214	225	240	251	267	276	288	305	320
72 (182.9)	236	251	267	280	300	310	323	340	357
84 (213.4)	262	273	294	310	333	345	357	377	394
96 (243.9)	286	300	323	338	365	377	390	415	431
108 (274.4)	307	323	355	370	398	412	425	451	468
120 (304.8)	333	347	377	401	431	447	459	490	505
132 (335.3)	357	375	408	431	465	482	491	527	543
144 (365.8)	380	398	437	459	499	515	527	564	579

Price Group B									
inches (cm)	22 (55.9)	24 (61.0)	27 (68.6)	29 (73.7)	32 (81.3)	35 (88.9)	38 (96.6)	41 (104.2)	48 (122.0)
36 (91.5)	\$192	201	213	221	233	245	258	270	287
48 (122.0)	239	250	263	270	284	296	306	328	339
60 (152.4)	287	296	310	321	337	345	357	378	392
72 (182.9)	335	345	357	372	389	394	409	432	446
84 (213.4)	382	392	409	422	436	446	458	484	500
96 (243.9)	432	441	451	472	493	496	509	538	553
108 (274.4)	476	488	505	522	543	549	557	591	606
120 (304.8)	522	538	555	574	596	603	607	644	659
132 (335.3)	574	582	599	620	647	656	659	697	713
144 (365.8)	620	631	650	674	700	706	710	751	764

Price Group C									
inches (cm)	22 (55.9)	24 (61.0)	27 (68.6)	29 (73.7)	32 (81.3)	35 (88.9)	38 (96.6)	41 (104.2)	48 (122.0)
36 (91.5)	\$220	229	244	256	269	283	297	311	330
48 (122.0)	276	286	302	317	333	343	357	376	392
60 (152.4)	330	343	367	379	397	407	420	441	458
72 (182.9)	387	404	423	439	458	466	482	506	522
84 (213.4)	444	458	482	497	522	530	544	572	588
96 (243.9)	497	515	540	558	584	593	605	637	651
108 (274.4)	555	576	600	620	648	658	668	700	718
120 (304.8)	611	632	661	681	718	722	729	764	784
132 (335.3)	668	688	721	745	780	788	791	828	847
144 (365.8)	722	745	780	806	844	849	853	894	912

Price Group D									
inches (cm)	22 (55.9)	24 (61.0)	27 (68.6)	29 (73.7)	32 (81.3)	35 (88.9)	38 (96.6)	41 (104.2)	48 (122.0)
36 (91.5)	\$299	312	339	356	384	402	420	440	461
48 (122.0)	361	384	420	440	476	494	514	537	560
60 (152.4)	425	455	496	526	571	587	611	631	657
72 (182.9)	488	524	578	611	664	679	706	726	756
84 (213.4)	553	591	656	693	756	771	800	822	854
96 (243.9)	615	664	731	780	850	864	896	916	952
108 (274.4)	682	731	817	867	945	957	990	1012	1051
120 (304.8)	744	803	892	949	1036	1048	1087	1107	1149
132 (335.3)	809	874	970	1033	1132	1139	1182	1202	1247
144 (365.8)	874	945	1048	1117	1222	1232	1276	1298	1346



# Options Pricing

## Replacement Panel Pricing and Ordering: Natural Shades

Replacement panels may be ordered to replace damaged panels or to update panels to match new décor. Each panel is priced individually based on panel width and shade height.

When ordering, specify:

- Material style, color name, and color number
- Edge banding color name and color number
- Finished panel width (width at top of panel)
- Overall shade height (height of shade including headrail)
- Number of panels needed

Surcharge options:

- Privacy liner—\$124
- Room-darkening liner—\$165

**NOTE:** Due to dye lot variations, we cannot guarantee an exact color match to the original order.

### Price Group E

inches (cm)	22 (55.9)	24 (61.0)	27 (68.6)	29 (73.7)	32 (81.3)	35 (88.9)	38 (96.6)	41 (104.2)	48 (122.0)
36 (91.5)	\$192	198	214	221	234	245	260	271	285
48 (122.0)	240	248	263	277	287	301	313	327	343
60 (152.4)	285	301	316	331	348	354	366	384	398
72 (182.9)	338	351	358	379	398	408	421	440	455
84 (213.4)	386	398	421	432	455	461	474	495	511
96 (243.9)	432	448	470	486	508	515	526	552	565
108 (274.4)	485	502	522	538	567	573	581	610	623
120 (304.8)	531	549	577	591	623	628	648	663	681
132 (335.3)	581	596	626	647	679	685	687	722	735
144 (365.8)	628	647	679	701	734	737	742	777	794

### Price Group F

inches (cm)	22 (55.9)	24 (61.0)	27 (68.6)	29 (73.7)	32 (81.3)	35 (88.9)	38 (96.6)	41 (104.2)	48 (122.0)
36 (91.5)	\$213	220	233	246	262	272	287	301	316
48 (122.0)	266	276	293	305	319	332	347	362	378
60 (152.4)	316	332	352	364	381	390	408	425	441
72 (182.9)	372	387	409	420	441	451	466	486	505
84 (213.4)	427	441	466	478	505	510	524	548	567
96 (243.9)	478	496	520	537	563	573	583	613	628
108 (274.4)	536	555	578	596	625	632	644	674	689
120 (304.8)	588	610	636	657	689	696	701	735	754
132 (335.3)	644	663	693	719	749	759	762	799	815
144 (365.8)	696	719	749	776	812	817	820	860	878

### Price Group G

inches (cm)	22 (55.9)	24 (61.0)	27 (68.6)	29 (73.7)	32 (81.3)	35 (88.9)	38 (96.6)	41 (104.2)	48 (122.0)
36 (91.5)	\$229	237	253	266	280	296	308	323	342
48 (122.0)	284	299	313	332	346	357	374	389	411
60 (152.4)	342	357	378	392	414	422	436	458	474
72 (182.9)	403	418	438	455	474	486	503	527	542
84 (213.4)	461	474	503	514	542	549	567	589	611
96 (243.9)	514	535	564	580	608	615	628	659	680
108 (274.4)	578	599	622	644	677	684	691	727	743
120 (304.8)	634	655	687	707	743	749	793	804	812
132 (335.3)	691	716	746	773	809	818	820	859	881
144 (365.8)	749	773	809	837	877	882	885	928	947

### Price Group H

inches (cm)	22 (55.9)	24 (61.0)	27 (68.6)	29 (73.7)	32 (81.3)	35 (88.9)	38 (96.6)	41 (104.2)	48 (122.0)
36 (91.5)	\$233	241	262	271	287	302	314	333	351
48 (122.0)	296	304	320	339	353	368	382	401	419
60 (152.4)	351	368	387	406	424	432	449	469	488
72 (182.9)	413	428	438	465	488	497	515	538	558
84 (213.4)	473	488	515	528	558	565	579	607	626
96 (243.9)	528	546	576	593	623	631	643	676	690
108 (274.4)	592	613	639	660	691	700	711	745	762
120 (304.8)	650	672	705	725	762	769	794	811	833
132 (335.3)	711	731	765	793	830	838	842	882	900
144 (365.8)	769	793	830	858	898	902	905	950	969

### Price Group I

inches (cm)	22 (55.9)	24 (61.0)	27 (68.6)	29 (73.7)	32 (81.3)	35 (88.9)	38 (96.6)	41 (104.2)	48 (122.0)
36 (91.5)	\$264	273	293	304	322	338	356	373	394
48 (122.0)	333	342	361	380	397	411	432	449	470
60 (152.4)	394	411	436	453	477	485	504	527	548
72 (182.9)	464	483	506	523	548	560	578	603	626
84 (213.4)	531	548	578	592	626	633	651	682	703
96 (243.9)	592	615	649	666	697	710	723	759	781
108 (274.4)	664	688	718	741	778	787	796	838	855
120 (304.8)	732	756	792	816	855	862	871	912	935
132 (335.3)	796	821	859	888	932	943	947	993	1010
144 (365.8)	862	888	932	961	1007	1014	1018	1068	1091

### Price Group J

inches (cm)	22 (55.9)	24 (61.0)	27 (68.6)	29 (73.7)	32 (81.3)	35 (88.9)	38 (96.6)	41 (104.2)	48 (122.0)
36 (91.5)	\$290	301	321	335	354	372	392	410	434
48 (122.0)	366	376	397	418	437	452	475	494	517
60 (152.4)	434	452	479	499	524	534	554	580	603
72 (182.9)	510	531	556	576	603	616	636	663	689
84 (213.4)	585	603	636	652	689	697	716	750	774
96 (243.9)	652	677	714	733	767	781	795	835	859
108 (274.4)	731	757	790	815	856	865	876	922	940
120 (304.8)	805	831	871	897	940	949	959	1003	1029
132 (335.3)	876	903	945	976	1026	1038	1041	1092	1111
144 (365.8)	949	976	1026	1057	1108	1114	1120	1175	1200

# Options Pricing

## Options Pricing

Option	Surcharge
Edge Banding	Natural shade fabric only: no charge
Projection Brackets: 2 <sup>5</sup> / <sub>8</sub> " (6.7 cm) (for 2 and 3 track), 3 <sup>1</sup> / <sub>2</sub> " (8.9 cm) (for 2, 3, 4, and 5 track)	No charge
Privacy Liner	Natural shade material only: see options pricing under price charts
Room-Darkening Liner	Natural shade material only: see options pricing under price charts
Premiere Valance	Natural shade material only: see options pricing under price charts
Spliced Shades	\$75 per splice; shades over 192" (487.7 cm) first splice at no charge
Square-Corner Valance	Roller, solar, and Roman fabric only: see options pricing under price charts
Wood Cornices and Valances	See wood cornice and valance price list

## Replacement Headrail Information

Width up to inches (cm) →																												
48 (122.0)	60 (152.4)	72 (182.9)	78 (198.2)	84 (213.4)	96 (243.9)	108 (274.4)	120 (304.8)	132 (335.3)	144 (365.8)	156 (396.3)	168 (426.8)	180 (457.2)	192 (487.7)	202 (513.1)	212 (538.5)	222 (563.9)	232 (589.3)	242 (614.7)	252 (640.1)	262 (665.5)	272 (690.9)	282 (716.3)	292 (741.7)	302 (767.1)	312 (792.5)	322 (817.9)	332 (843.3)	
\$226	268	287	323	383	402	424	634	660	684	735	764	799	813	856	899	942	985	1028	1071	1114	1157	1200	1243	1286	1329	1372	1415	

**NOTE:** Maximum height for shades with wand control: 108" (274.4 cm).

## Valance Only Pricing: Square-Corner or Premiere Valances

A valance only option is available. Orders for roller, solar, or Roman fabrics will receive the square-corner valance; orders for natural shade materials will receive the premiere valance. See below for valance only pricing.

Width up to inches (cm) →																																
36 (91.4)	48 (122.0)	60 (152.4)	72 (182.9)	78 (198.2)	84 (213.4)	96 (243.9)	108 (274.4)	120 (304.8)	132 (335.3)	144 (365.8)	156 (396.3)	168 (426.8)	180 (457.2)	192 (487.7)	202 (513.1)	212 (538.5)	222 (563.9)	232 (589.3)	242 (614.7)	252 (640.1)	262 (665.5)	272 (690.9)	282 (716.3)	292 (741.7)	302 (767.1)	312 (792.5)	322 (817.9)	332 (843.3)				
Square-Corner Valance (roller and solar)	\$88	94	102	106	111	113	123	129	132	133	136	139	140	143	146	154	162	170	178	186	194	202	210	218	226	234	242	250	258			
Premiere Valance (natural shades)	113	121	130	136	144	147	158	165	168	171	173	178	180	186	190	201	212	223	234	245	256	267	278	289	300	311	322	333	344			

**NOTE:** Maximum height for shades with wand control: 108" (274.4 cm).



Graber is a brand of Springs Window Fashions, the Best Experience Company 

Graber and the Graber logo are registered trademarks of Springs Window Fashions, LLC.

19-0210-03 (02/18) 17-7652|S17-4982