



PRODUCT REFERENCE & PRICE GUIDE

Vienna Sheer Shadings Collection

May 2015

Prices subject to change without notice.



SHEER SHADINGS FEATURES & BENEFITS

- Horizontal fabric vanes float between two layers of soft, knitted fabric sheers, to soften your view outside with a choice of fabrics
- All Sheer fabric vane colors are feature colored vanes between two layers of sheer fabric
- Available up to widths of 120" and drops to 120" to provide visual elegance to the widest of windows
- Vanes glide from open to closed to "out of sight" with elegant hardware
- Four distinctly different variations of vane positions are available for numerous combinations of privacy, view and light control
- An adjustable weight system in the bottomrail allows for on-the-spot skew adjustment for a balanced appearance in the window
- One headrail style to maintain your sophisticated look. Headrail is white with color coordinated fabric insert and end caps
- Low side light gap provides minimal light leakage on shading sides and above the headrail for increased privacy
- Easy to install hardware and brackets allows for effortless installations and easy removal for cleaning
- May be ultrasonically or traditionally cleaned to stay bright and beautiful
- Lifetime Limited Warranty as a commitment to your satisfaction
- Sheer fabrics may be processed with a topical treatment to resist flames and to adhere to strict flammability codes. For more information, contact your fabricator

PRICE GROUP 1		SHEER 2" VANE : Light Filtering Fabrics													
Height To:	Width	24"	30"	36"	42"	48"	54"	60"	66"	72"	84"	96"	108"	120"	
	36"	549	615	688	752	824	895	961	1033	1209	1357	1497	1817	2140	
	42"	578	651	724	804	880	959	1033	1108	1290	1450	1600	1951	2302	
	48"	612	690	774	852	934	1017	1105	1191	1376	1542	1708	2090	2471	
	54"	637	723	813	902	993	1083	1179	1278	1460	1634	1828	2288	2748	
	60"	666	764	856	951	1046	1151	1251	1358	1537	1738	1948	2445	2942	
	66"	696	800	900	1002	1108	1218	1336	1444	1620	1848	2071	2600	3126	
	72"	724	835	945	1052	1170	1290	1409	1529	1708	1951	2193	2770	3345	
	78"	746	864	979	1099	1222	1349	1472	1601	1789	2051	2302	2909	3515	
	84"	777	900	1019	1156	1284	1417	1555	1690	1882	2161	2427	3056	3688	
	90"	810	934	1066	1207	1347	1495	1629	1773	1972	2264	2548	3224	3900	
	96"	839	974	1111	1261	1409	1556	1703	1852	2064	2370	2669	3386	4102	
	102"	962	1114	1268	1434	1585	1729	1932	2120	2268	2580	2877	3480	4315	
	108"	1014	1172	1336	1509	1664	1824	2031	2234	2390	2711	3030	3664	4539	
	114"	1075	1243	1416	1600	1773	1938	2154	2369	2535	2877	3212	3887	4820	
120"	1156	1332	1520	1714	1891	2071	2303	2535	2712	3082	3439	4160	5152		

* For Motorization Surcharges see page 6

PRICE GROUP 2		SHEER 2" VANE : Room Darkening Fabrics													
Height To:	Width	24"	30"	36"	42"	48"	54"	60"	66"	72"	84"	96"	108"	120"	
	36"	604	678	757	827	904	987	1056	1136	1332	1495	1646	1997	2355	
	42"	639	718	797	886	966	1054	1136	1217	1419	1593	1761	2147	2533	
	48"	673	758	852	934	1028	1120	1213	1310	1513	1696	1880	2301	2718	
	54"	700	796	893	994	1090	1191	1298	1403	1604	1796	2012	2517	3021	
	60"	731	840	941	1046	1151	1265	1376	1496	1691	1912	2141	2689	3236	
	66"	763	880	993	1103	1217	1342	1469	1590	1780	2032	2278	2857	3439	
	72"	797	922	1039	1158	1286	1419	1548	1683	1880	2147	2411	3044	3680	
	78"	822	952	1076	1208	1343	1483	1619	1762	1965	2255	2530	3198	3868	
	84"	855	993	1122	1268	1414	1559	1713	1854	2070	2373	2668	3363	4058	
	90"	891	1028	1172	1328	1481	1641	1793	1950	2169	2490	2803	3547	4289	
	96"	924	1074	1223	1386	1548	1714	1877	2038	2272	2607	2936	3726	4512	
	102"	1058	1228	1396	1577	1745	1904	2124	2333	2497	2837	3164	3831	4747	
	106"	1117	1289	1469	1658	1832	2006	2235	2456	2627	2980	3330	4028	4992	

* For Motorization Surcharges see page 6

SHEER SHADINGS SPECIFICATIONS

Light Filtering Fabrics:

The light filtering fabrics feature vanes that add dimension to any room.

Minimum Width: 12"
Minimum Height: 12"

Maximum Width: 120"
Maximum Height: 120"

Room Darkening Fabrics:

The room darkening fabrics feature vanes that provide light control and privacy.

Minimum Width: 12"
Minimum Height: 12"

Maximum Width: 120"
Maximum Height: 106"

PRICE GROUP 3		SHEER 2 ½" VANE : Light Filtering Fabrics													
Height To:	Width	24"	30"	36"	42"	48"	54"	60"	66"	72"	84"	96"	108"	120"	
	36"	576	646	723	790	865	941	1010	1086	1270	1424	1572	1909	2247	
	42"	608	684	762	845	924	1008	1086	1165	1354	1523	1681	2049	2417	
	48"	643	724	813	895	983	1067	1162	1250	1445	1619	1794	2195	2595	
	54"	668	761	854	948	1042	1136	1239	1343	1533	1716	1920	2402	2886	
	60"	700	802	899	998	1098	1208	1314	1426	1615	1825	2046	2569	3089	
	66"	731	840	947	1054	1165	1280	1403	1517	1702	1942	2175	2730	3284	
	72"	762	878	992	1104	1230	1354	1480	1606	1794	2049	2303	2909	3512	
	78"	784	908	1028	1155	1282	1417	1546	1682	1879	2154	2417	3055	3692	
	84"	816	947	1069	1213	1349	1488	1634	1775	1977	2269	2548	3211	3874	
	90"	851	983	1121	1268	1415	1570	1711	1862	2071	2377	2677	3386	4095	
	96"	882	1023	1168	1324	1480	1635	1789	1946	2168	2488	2803	3556	4308	
	102"	1011	1170	1332	1506	1664	1816	2029	2226	2381	2710	3021	3655	4533	
	108"	1064	1232	1403	1585	1748	1915	2133	2346	2509	2846	3182	3847	4769	
114"	1130	1306	1487	1681	1862	2036	2262	2487	2662	3021	3372	4082	5065		
120"	1213	1399	1597	1800	1987	2175	2418	2662	2848	3237	3612	4369	5414		

* For Motorization Surcharges see page 6◆

PRICE GROUP 4		SHEER 2 ½" VANE : Room Darkening Fabrics													
Height To:	Width	24"	30"	36"	42"	48"	54"	60"	66"	72"	84"	96"	108"	120"	
	36"	634	712	796	869	950	1036	1108	1194	1399	1570	1728	2098	2472	
	42"	672	754	837	930	1016	1106	1194	1279	1490	1674	1849	2255	2659	
	48"	707	797	895	983	1080	1175	1275	1376	1589	1781	1975	2416	2855	
	54"	735	836	939	1044	1144	1250	1364	1474	1685	1886	2113	2644	3173	
	60"	768	883	989	1099	1208	1329	1445	1571	1776	2009	2248	2824	3398	
	66"	801	924	1042	1159	1279	1410	1543	1670	1869	2134	2394	3000	3612	
	72"	837	968	1092	1215	1351	1490	1625	1767	1975	2255	2533	3196	3865	
	78"	863	999	1131	1269	1411	1557	1701	1851	2063	2368	2656	3359	4062	
	84"	898	1042	1177	1332	1485	1638	1799	1948	2173	2492	2802	3532	4262	
	90"	935	1080	1232	1394	1555	1724	1883	2048	2278	2615	2944	3726	4504	
	96"	970	1129	1283	1456	1625	1800	1971	2141	2388	2737	3083	3913	4738	
	102"	1110	1289	1466	1656	1833	2000	2231	2449	2621	2979	3324	4023	4984	
	106"	1172	1353	1543	1742	1924	2107	2347	2579	2758	3130	3497	4230	5244	

* For Motorization Surcharges see page 6◆

SHEER SHADINGS SPECIFICATIONS

Light Filtering Fabrics:

The light filtering fabrics feature vanes that add dimension to any room.

Minimum Width: 12"

Minimum Height: 12"

Maximum Width: 120"

Maximum Height: 120"

Room Darkening Fabrics:

The room darkening fabrics feature vanes that provide light control and privacy.

Minimum Width: 12"

Minimum Height: 12"

Maximum Width: 120"

Maximum Height: 106"

PRICE GROUP 5		SHEER 3" VANE : Light Filtering Fabrics													
Height To:	Width	24"	30"	36"	42"	48"	54"	60"	66"	72"	84"	96"	108"	120"	
	36"	604	678	757	827	904	987	1056	1136	1332	1495	1646	1997	2355	
	42"	639	718	797	886	966	1054	1136	1217	1419	1593	1761	2147	2533	
	48"	673	758	852	934	1028	1120	1213	1310	1513	1696	1880	2301	2718	
	54"	700	796	893	994	1090	1191	1298	1403	1604	1796	2012	2517	3021	
	60"	731	840	941	1046	1151	1265	1376	1496	1691	1912	2141	2689	3236	
	66"	763	880	993	1103	1217	1342	1469	1590	1780	2032	2278	2857	3439	
	72"	797	922	1039	1158	1286	1419	1548	1683	1880	2147	2411	3044	3680	
	78"	822	952	1076	1208	1343	1483	1619	1762	1965	2255	2530	3198	3868	
	84"	855	993	1122	1268	1414	1559	1713	1854	2070	2373	2668	3363	4058	
	90"	891	1028	1172	1328	1481	1641	1793	1950	2169	2490	2803	3547	4289	
	96"	924	1074	1223	1386	1548	1714	1877	2038	2272	2607	2936	3726	4512	
	102"	1058	1228	1396	1577	1745	1904	2124	2333	2497	2837	3164	3831	4747	
	108"	1117	1289	1469	1658	1832	2006	2235	2456	2627	2980	3330	4028	4994	
	114"	1182	1369	1556	1761	1950	2131	2369	2605	2788	3164	3532	4275	5305	
120"	1268	1466	1669	1884	2085	2278	2534	2788	2981	3391	3783	4575	5670		

* For Motorization Surcharges see page 6

PRICE GROUP 6		SHEER 3" VANE : Room Darkening Fabrics													
Height To:	Width	24"	30"	36"	42"	48"	54"	60"	66"	72"	84"	96"	108"	120"	
	36"	664	746	833	911	995	1085	1162	1249	1465	1645	1810	2198	2589	
	42"	702	790	878	974	1063	1159	1249	1339	1561	1754	1937	2361	2786	
	48"	741	834	936	1029	1131	1231	1335	1442	1663	1866	2067	2532	2991	
	54"	770	877	983	1093	1199	1309	1428	1543	1764	1976	2212	2768	3325	
	60"	804	924	1035	1152	1265	1392	1514	1646	1861	2102	2356	2959	3560	
	66"	840	966	1092	1213	1339	1477	1615	1751	1958	2236	2507	3143	3783	
	72"	878	1014	1143	1273	1415	1561	1703	1850	2067	2361	2652	3349	4048	
	78"	904	1046	1186	1330	1478	1632	1780	1938	2162	2480	2782	3520	4254	
	84"	940	1092	1234	1395	1555	1717	1884	2041	2276	2610	2934	3700	4463	
	90"	981	1131	1289	1460	1629	1805	1972	2144	2388	2739	3084	3903	4718	
	96"	1017	1181	1344	1524	1703	1885	2064	2242	2500	2868	3229	4098	4964	
	102"	1163	1350	1536	1733	1920	2094	2336	2566	2746	3121	3481	4214	5222	
	106"	1228	1417	1615	1825	2016	2206	2460	2702	2889	3278	3664	4431	5494	

* For Motorization Surcharges see page 6

SHEER SHADINGS SPECIFICATIONS

Light Filtering Fabrics:

The light filtering fabrics feature vanes that add dimension to any room.

Minimum Width: 12"

Minimum Height: 12"

Maximum Width: 120"

Maximum Height: 120"

Room Darkening Fabrics:

The room darkening fabrics feature vanes that provide light control and privacy.

Minimum Width: 12"

Minimum Height: 12"

Maximum Width: 120"

Maximum Height: 106"

ASCENT W/ RF TECHNOLOGY SPECIFICATIONS

MOTORIZED LIFT SYSTEM OPTIONS



Applications:

- Fits rectangular window opening
- Standard shades
- Bracket shims and extension brackets available at no charge (specify on order)
- Battery powered remote control operation is standard; wall switch available on request

Surcharges:

- Motor Surcharge.....\$782
- Remote Control\$112
(purchase at least one hand-held remote control per order)
- Wireless Wall Switch\$155
- Daisy Chain Connector\$41

Window Shadings



remote control



wireless wall switch

Satellite Battery Pack:

The satellite battery pack will make changing batteries easier on tall or out-of-reach windows. Four cable lengths are available:

- Cable Assembly 15"\$28
- Cable Assembly 4'\$33
- Cable Assembly 10'\$47
- Cable Assembly 20'\$70
- Satellite Battery.....\$61

Note: Use one cable assembly for desired length with Satellite Battery Mount.



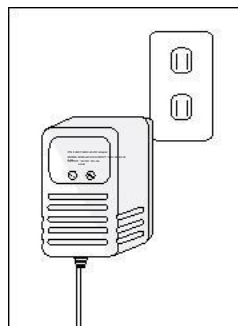
Battery pack

AC Power Adapter:

Eliminate the need for batteries by using the AC adapter with any standard wall outlet. Four cable lengths are available:

- Cable Assembly 15"\$28
- Cable Assembly 4'\$33
- Cable Assembly 10'\$47
- Cable Assembly 20'\$70
- AC Adapter.....\$290

Note: Use one cable assembly for desired length with AC Adapter.



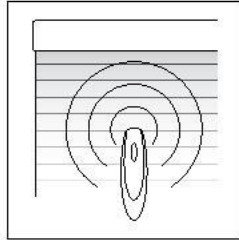
ac adapter

ASCENT W/ RF TECHNOLOGY SPECIFICATIONS

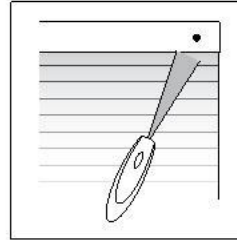
METHODS OF OPERATION

Radio Frequency Control:

- No aiming necessary (like a garage door opener)
- Control window coverings individually or in groups
- Two button operation



radio frequency



infrared control

Infrared Control:

- Line-of-sight operation (like a flashlight)
- Control window coverings individually
- Default mode of remote
- One button operation

ORDERING CONSIDERATIONS

How To Price:

- Price using standard shade price grid then add motorized surcharge
- Add surcharge for at least 1 remote control or wireless wall switch
- Add surcharge for any options listed under 'MOTORIZED LIFT SYSTEM OPTIONS'

Checklist For Ordering Ascent w/ RF Technology:

- Order shade size and specify inside or outside mount
- Price all applicable surcharges
- Specify right or left sensor eye
- Specify number of remotes or wireless wall switch
- If ordering Satellite Battery Pack, specify cable assembly length (15", 4', 10', 20')
- If ordering AC Adapter, specify cable assembly length (15", 4', 10', 20')
- Order number of desired spacer shims

SHEER SHADINGS PRODUCT SPECIFICATIONS

HEADRAIL

Specifications (figure A) :

- Available on all sheer shades
- White aluminum with a color coordinated fabric insert and end caps

Minimum Flush Inside Mount with Install Brackets	3 3/4"
Minimum Shallow Mounting Surface	3/4"
Minimum Side Mounting Surface	1 1/4"
Maximum Shade Width Side Mount	48"
Minimum Outside Mounting Surface	3/4"

CORD INFORMATION

Braided polyester cord styles will measure the height indicated below unless otherwise specified

Shade Height:	Standard Loop:
12" - 36"	2' (24")
36" - 48"	3' (36")
48" - 72"	4' (48")
72" - 96"	5' (60")
96" - 120"	6' (72")
120" - 132"	7' (84")

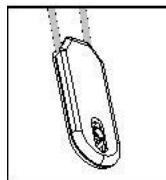
Maximum Cord Heights:

For hard-to-reach or high windows, cords can be ordered in one foot increments up to 15 feet in length.

Child Safety

Our Sheer Shadings are designed with child safety as a Priority. To reduce the risk of strangulation, our fabrication methods incorporate features to comply with the current ANSI cord safety standard. Fabrication methods include tension devices.

For Sheer Shadings made with a clutch operating system, our tension device is designed and is to be placed and shipped, so that unless it is properly installed (or altered from the shipped condition with sequential process or tools), it prevents the shade from operating. The tension device, once installed, can help prevent children from pulling cords around their necks.



cord tensioner

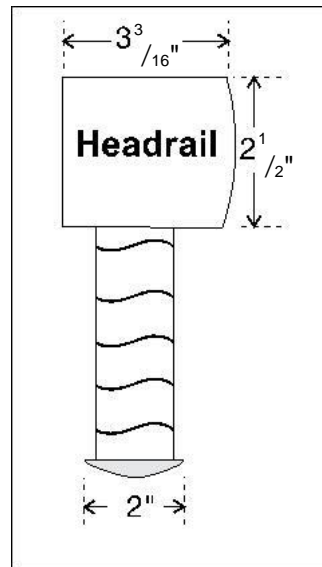


figure A

FINISHED DIMENSIONS

Once ordered and manufactured, the width of the fabric cannot be altered. Your fabricator makes deductions to the width of Sheer Shadings depending on the type of mounting indicated. For all mounting types, fabric will measure exactly the height ordered when the vanes are in the open or "view-through" position.

Inside Mount:	<ul style="list-style-type: none"> • Headrail will measure ordered width less 1/8" • Fabric will measure ordered width less 1"
Side (End) Mount:	<ul style="list-style-type: none"> • Headrail will measure ordered width less 11/16" • Fabric will measure ordered width less 1 1/2"
Outside Mount:	<ul style="list-style-type: none"> • Headrail will measure ordered width • Fabric will measure ordered width minus 3/4"

Headrail measurements include endcaps. Width and length measurements may vary +/- 1/8".

DESIGN & OPERATION

Fabric Collections:

Sheer shades are available with three different fabric vane sizes: 2", 2 ½" and 3". Light filtering fabric gently filters light while room darkening casts deep room darkening shadows. Please note that room darkening is not a blackout fabric.

Shade Operation:

Sheer shades feature the Continuous Cord System or the Motorized System. Both Systems provide the ability to manipulate the shade into various viewing positions. From the closed and retracted position (fabric inside the headrail), lower the fabric by pulling down on the rear of the loop cord until you reach the desired shading position or press the down arrow of the remote control. Once lowered completely to the window sill, continuing to pull the cord in the same direction, or pressing the down arrow on the remote control, will open the horizontal fabric vanes, offering varied views to the outside. To retract the shading, simply pull down on the front of the cord, or press the up arrow of the remote control, until the shade reaches the desired viewing mode or fabric position.

Viewing Options:

Sheer Shadings provide a number of varied views to the outside for controlling light and privacy. Consequently, there are variations in visibility through the shades when the vanes are tilted to their maximum open positions. The following four modes can be obtained with standard shading operation when viewing the shading at eye level.

- Closed top, open bottom - By partially lowering the shade from the fully raised position, the upper portion of your window will become semi-opaque while allowing a clear view below.
- Fully private - When lowered completely, the shade provides complete privacy and softly diffuses light.
- Partially open - Opening the shade slightly will gradually increase the level of light and allow varying levels of "view-through."
- View-through when lowered - By completely opening the vanes, the shade provides a softened, veiled view to the outside.

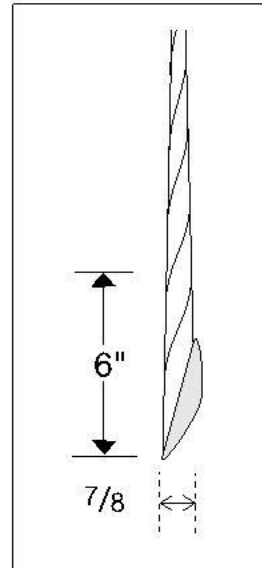


figure B

Vane Closure (figure B) :

Sheer shade fabric vanes overlap and provide privacy when Closed. However, the inherent nature of the fabric will cause a slight increase in the distance from the front sheer to back sheer as you move further down the shade. These vanes do not form a perfect seal against light leakage which is most visible toward the bottom of the shade.

Vane closure is measured as the distance between the front and rear fabric sheers 6" up from the lowest point of the bottom rail, with the shade fully lowered and the vanes closed. For sheer shades, the maximum distance from the front sheer to the back sheer when closed is 7/8". On room darkening fabrics, the distance is 5/8". Vane closure on all 3" fabrics will have a distance of 1"

Side-by-Side Alignment:

When sheer shades are installed side-by-side, vane alignment can be guaranteed within 1/4" only if:

- The shades are the same color and ordered at the same Time.
- The sum total of the widths of all shades needing alignment is less than 102".
- Side-by-side lineup must be specified when the order is Placed.

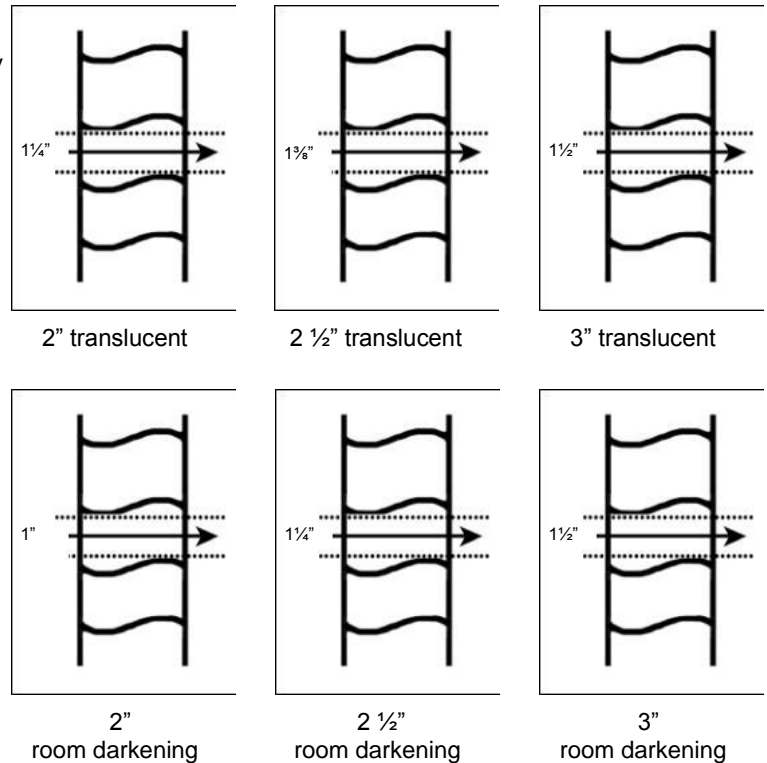
DESIGN & OPERATION

(continued)

N

Vane Opening:

Vanes on the six styles of sheer shade fabrics open to slightly different degrees. Consequently, there are variations in visibility through the shades when the vanes are tilted to their maximum open positions. The variations among the products are shown in the illustration to the right, when looking through the shading 1/4 of the way up from the bottom.

**Hardware:****Hold Down Brackets**

Hold down brackets are made of a clear plastic which fit into holes in the end cap of the bottom rail. Hold downs are generally used to secure the bottom of the sheer shade to prevent swaying.

Extension Brackets

Extension or "L" brackets are available which can be used to project the back of the shade 4 1/4" from the mounting surface.

Spacer Blocks

Spacer blocks project the shade 3/8" from the mounting surface. Use spacer blocks to obtain clearance when obstructions, such as window cranks or door handles, obstruct the movement of the shade.

Cord Tensioner:

The cord tensioner keeps the cord taut to prevent children and pets from entangling and subsequently injuring themselves. Cord tensioners must be used for this product to comply with the Consumer Product Safety Commission (CPSC) Child Safety guidelines.

Leveling Sheer Shadings:

Sheer shades are leveled and weighted in the factory. When installed level, the fabric will not skew when raised. If the headrail is not installed level, skewing can occur that can damage the edge of the fabric. Be sure to follow the installation instructions carefully to ensure correct and balanced operation.

Skew Adjusting Bottom Rail:

After installation, windows that are not square and level may cause the shadings to shift to one side as it rolls up, requiring adjustment of the bottom rail. To adjust the fabric, the weight in the bottom rail can be slid from one end to the other. If the fabric is skewing to the right, loosen the weight with a screw driver and slide the weight to the right. If the fabric is skewing to the left, slide the weight to the left.

Height Considerations (figure C):

Your fabricator will fabricate your sheer shade to the exact height ordered, when the vanes are in the closed position. When the vanes are rotated to the open position, the shade will become slightly longer.

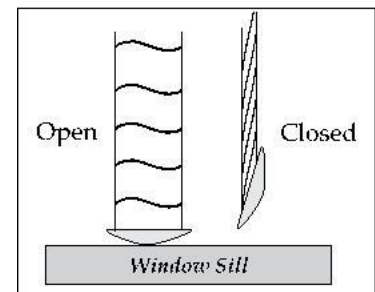


figure C

When opened on an inside mount, the shading will be slightly longer than the ordered length. A slight puckering may occur when the vanes are in the open position. Rotating the vanes closed will cause the bottom rail to touch the window sill before it begins to raise.

MEASURING INSTRUCTIONS

Precise width and height measurements are critical. Fabric width cannot be altered after the shading is fabricated. Please use a metal tape measure for accuracy from home to factory.

The headrail must be installed perfectly level and installed evenly to ensure smooth operation. On an inside mount, it is recommended that you check to see that the mounting surface is level and consistent. If your soffit needs to be leveled, this should be done before measuring.

INSIDE MOUNT

Measure across the width of your window opening in three different places - top, middle and bottom. Measurements should be taken within the window Jamb. Provide the smallest of the three measurements to your fabricator. Be exact. Your fabricator will make the necessary deductions to fit the window opening.

Measure the height of the window opening from the underside of the soffit to the surface of the window sill in two places - use the smallest of these two measurements.

SIDE MOUNT

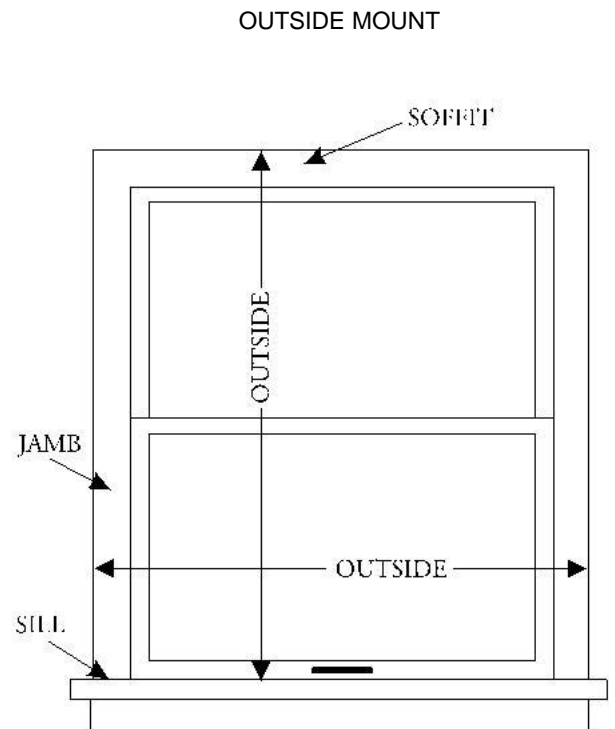
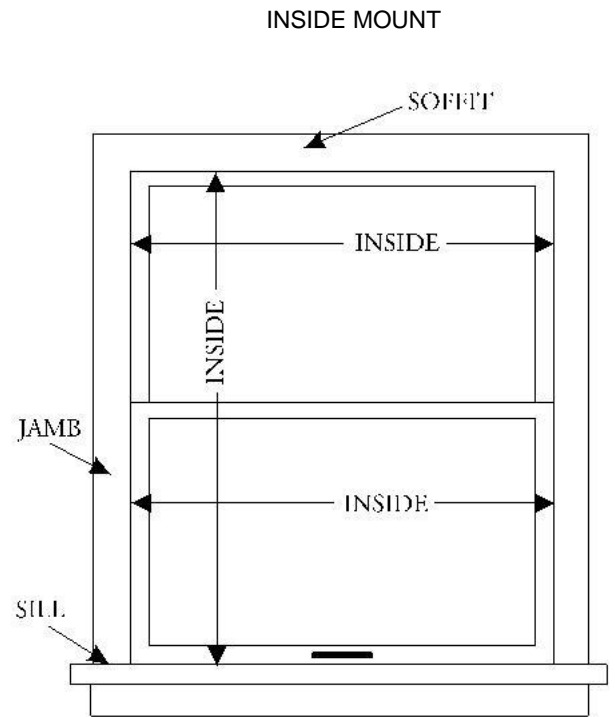
Sheer shades may be side mounted using "L" Brackets. For side mounts, follow the instructions for inside mounts. An additional 1/2" will be taken off the standard inside mount deduction to allow room for the "L" brackets.

The maximum shade width utilizing the side mount option is 48".

OUTSIDE MOUNT

Measure the exact width and height of the area to be covered. On the width, allow at least 1 1/2" of an overlap on each side. An overlap of 3" on each side is recommended.

Be sure to take into consideration any obstructions such as window trim, molding, locks and window cranks.



CHILD SAFETY

Our Sheer Shadings are designed with child safety as a priority. To reduce the risk of strangulation, our fabrication methods incorporate features to comply with the current ANSI cord safety standard. Fabrication methods include tension devices.



CARING FOR SHADES

The soft, delicate feel of the fabric belies the durability of the material. It is made from a sturdy, knitted polyester fabric which can be feather dusted or vacuumed at a low setting. Spots or stains can be lightly rubbed clean with a damp sponge and mild soap. To avoid discoloration of the material, we recommend against the use of chemical cleaners. The sheer fabric may also be ultrasonically cleaned.

Important: Do not clean the fabric using electrostatic wipes such as Swiffer® or Pledge Grab-It®.



POLICIES & WARRANTIES

Sheer Fabric

Knitted fabric may experience minor weave variations due to heat, humidity and other room conditions. These variations can result in light bowing, puckering and dimpling of the material. This is considered normal and does not constitute a failure in either workmanship or materials. The possible variations are minor and have been shown through case study, not to detract from the beauty of the product.

Polyester Cord

Unlike its bead chain counterpart, the braided polyester cord does not have a "reverse roll" stop. If a shade with a braided polyester cord is raised above 24" in the "reverse roll" mode, there is a possibility of the fabric rubbing on the headrail. Your fabricator reserves the right NOT to warrant wear and tear of fabric if damaged by roll-up in excess of 24".

Battery Operated Motorized

The manufacturer warrants its motors to be free from defects in material and workmanship under normal and proper use for a period of five years starting from the date stamped on the motor. Mechanical, electrical and electronic accessories are warranted for one year from date of invoice.

Limited Lifetime Warranty

The manufacturer warrants that Sheer Shadings will be free from defects in materials and workmanship for as long as the original purchaser owns the product, provided that the product was installed properly and in accordance with the installation instructions. This limited lifetime warranty is extended to the original purchaser only, in the original window for which it was intended. This warranty does not include any conditions or damages resulting from accidents, alterations, misuse, or failure to follow printed instructions on installation, cleaning and care, or repairs. This warranty also does not cover conditions resulting from normal wear and tear. Cords are considered a wearable part and carry a three year limited warranty. All fabric, including fabric vanes, panels, inserts, and shades carry a five year warranty. To obtain

service, contact the dealer from whom you purchased the product. The manufacturer will work with the dealer to repair or replace defective parts or components with similar or like parts at no charge. THIS WARRANTY IS EXCLUSIVE AND IN LIEU OF ALL OTHER OBLIGATIONS, LIABILITIES OR WARRANTIES. In no event shall Turnils or its licensed fabricators or distributors be liable for INCIDENTAL OR CONSEQUENTIAL DAMAGES, or for any other damage, loss or expense, cost or fee associated with such damage. In some states, exclusions for incidental or consequential damages are not allowable. This warranty gives you specific legal rights, and you may have additional rights that vary from state to state.

Conditions of Sale

All products are custom fabricated to your exact specifications. We cannot accept responsibility for errors in ordering or cancellations and changes after the order is in production.

Policies

Our policies are designed to provide a guide for doing business with your fabricator. Our first priority and number one policy is to provide the highest level of service and total satisfaction.

Freight

On orders for fabricated Sheer Shadings, our standard policy is to ship freight free via UPS Ground or other similar method within the continental US. The manufacturer reserves the right to select another carrier, modify shipping terms or change freight policies without notice.

Service and Repair

Service may be obtained by contacting our Customer Service Department. No products, parts, components or other materials will be authorized for return or repair without prior approval from the manufacturer. A Return Authorization (RA) may be obtained by contacting our Customer Service Department. In order to provide the quickest service possible, please have your Work Order number and original order information available when you call.